

Section sketch form ICDP Expedition 5057 NQ sheets

Site: 2 Hole: A Box: 116 Core: 146 Section: 4

Box Slot: 1/5 2/5 3/5 4/5 5/5

Top depth (mbrf): \_\_\_\_\_



oman  
drilling  
project

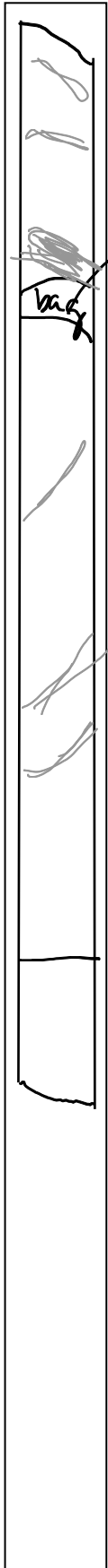
Curated length (m): \_\_\_\_\_

Curator(s): AJ

cm top pc #

Comments (optional)

0  
10  
20  
30  
40  
50  
60  
70  
80  
90  
100



1a

1b

1c

1d

white veins / veinlets

Some 2 mm  $\phi$  grains  
(SRP)

Very fine grained

Section sketch form ICDP Expedition 5057 NQ sheets

Site: 2 Hole: A Box: 116 Core: 147 Section: 1

Box Slot: 1/5 2/5 3/5 4/5 5/5

Top depth (mbrf): \_\_\_\_\_



oman  
drilling  
project

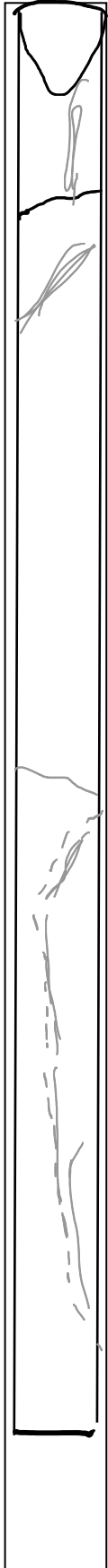
Curated length (m): \_\_\_\_\_

Curator(s): AJ

cm top pc #

Comments (optional)

0  
10  
20  
30  
40  
50  
60  
70  
80  
90  
100



1a

white vein lets.

1b

fractured along vein  
NOT tapped, may break.

Section sketch form ICDP Expedition 5057 NQ sheets

Site: 2 Hole: A Box: 116 Core: 147 Section: 2

Box Slot: 1/5 2/5 3/5 4/5 5/5

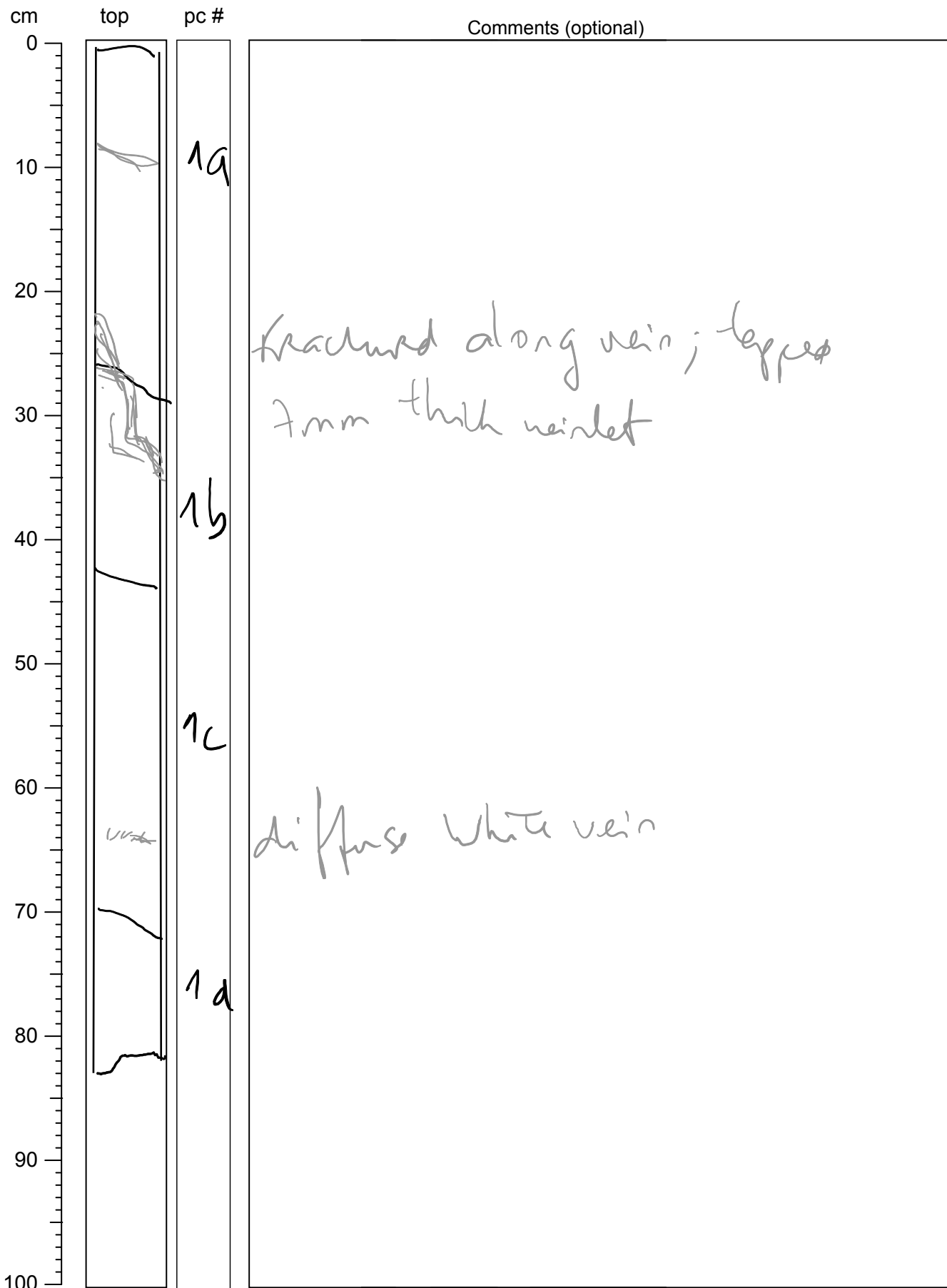
Top depth (mbrf): \_\_\_\_\_

Curated length (m): \_\_\_\_\_

Curator(s): AJ



oman  
drilling  
project



Section sketch form ICDP Expedition 5057 NQ sheets

Site: 2 Hole: A Box: 116 Core: 47 Section: 3

Box Slot: 1/5 2/5 3/5 (4/5) 5/5

Top depth (mbrf): \_\_\_\_\_



oman  
drilling  
project

Curated length (m): \_\_\_\_\_



Curator(s): AS

cm

top

pc #

Comments (optional)



1a

1b

1c

white vesicles

Epidote (?) vein  $\approx$  1 cm.

Section sketch form ICDP Expedition 5057 NQ sheets

Site: 2 Hole: A Box: 116 Core: 14 Section: 4



oman  
drilling  
project

Box Slot: 1/5 2/5 3/5 4/5 5/5

Top depth (mbrf): \_\_\_\_\_

Curated length (m): \_\_\_\_\_

Curator(s): AJ

cm top pc #

Comments (optional)

