Hole BT1B-1Z Section 1,Top of Section 0.00 (m CCD)

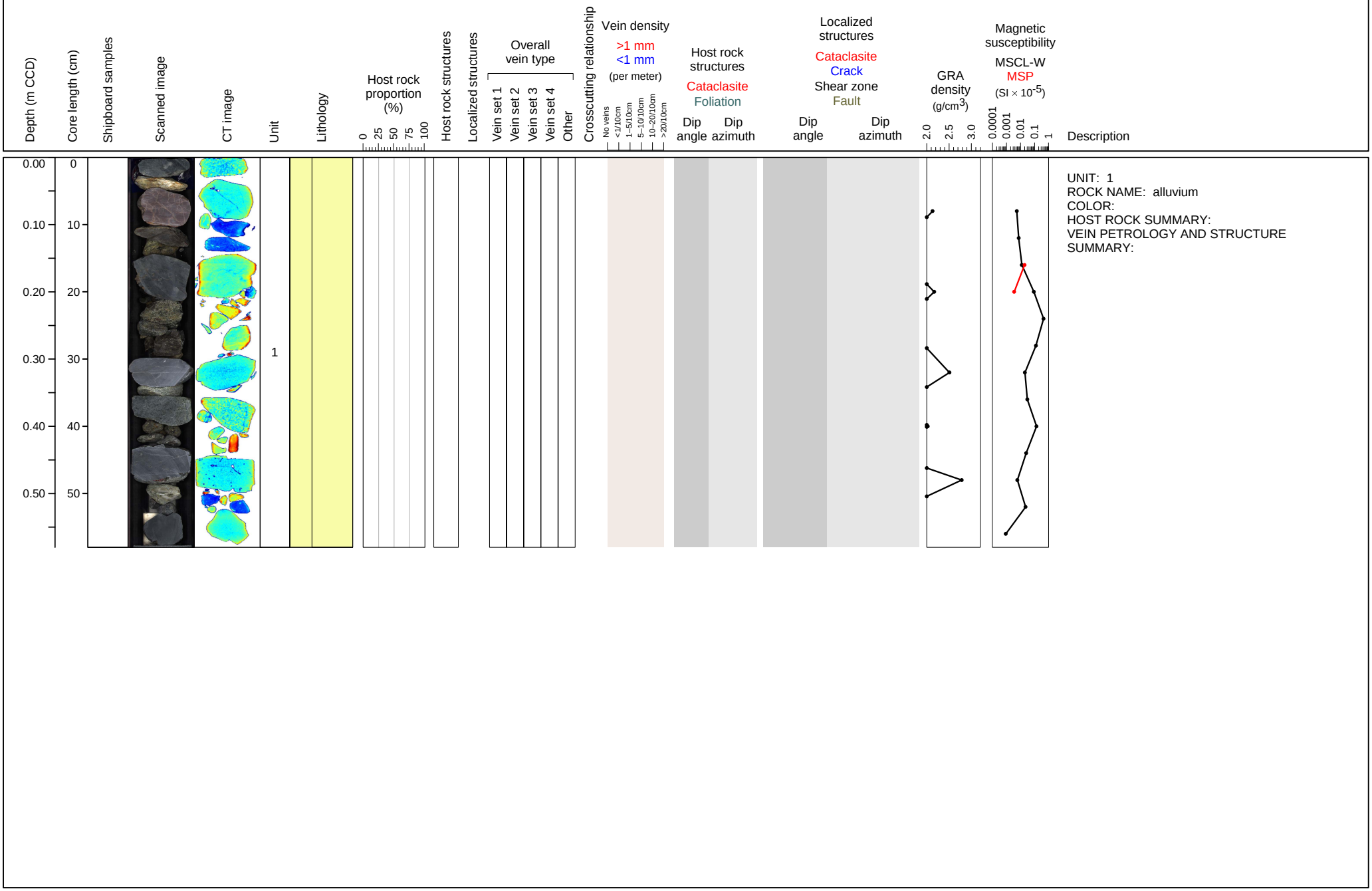

Hole BT1B-2Z Section 1,Top of Section 2.60 (m CCD)

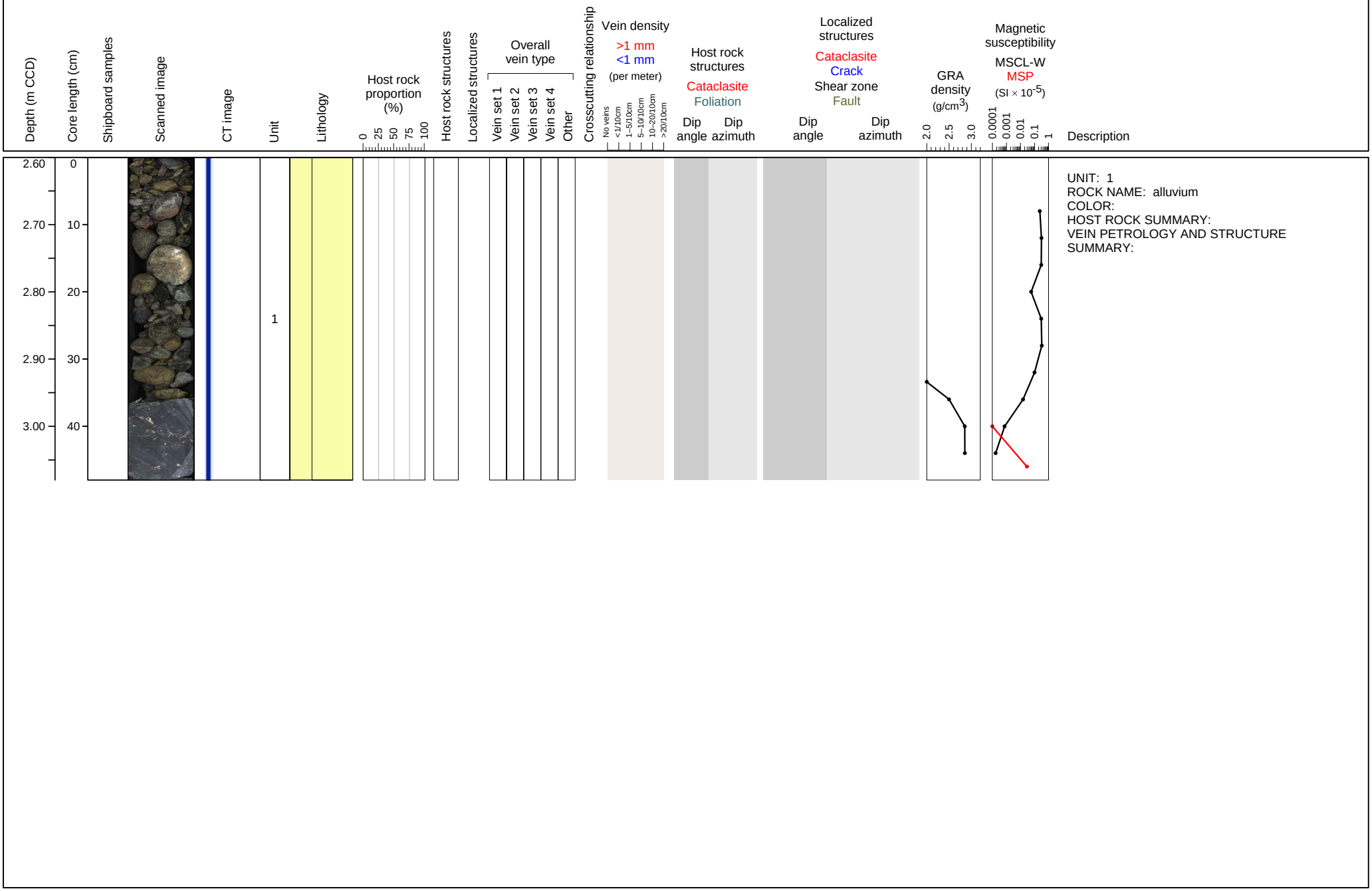

Hole BT1B-3Z Section 1,Top of Section 3.60 (m CCD)

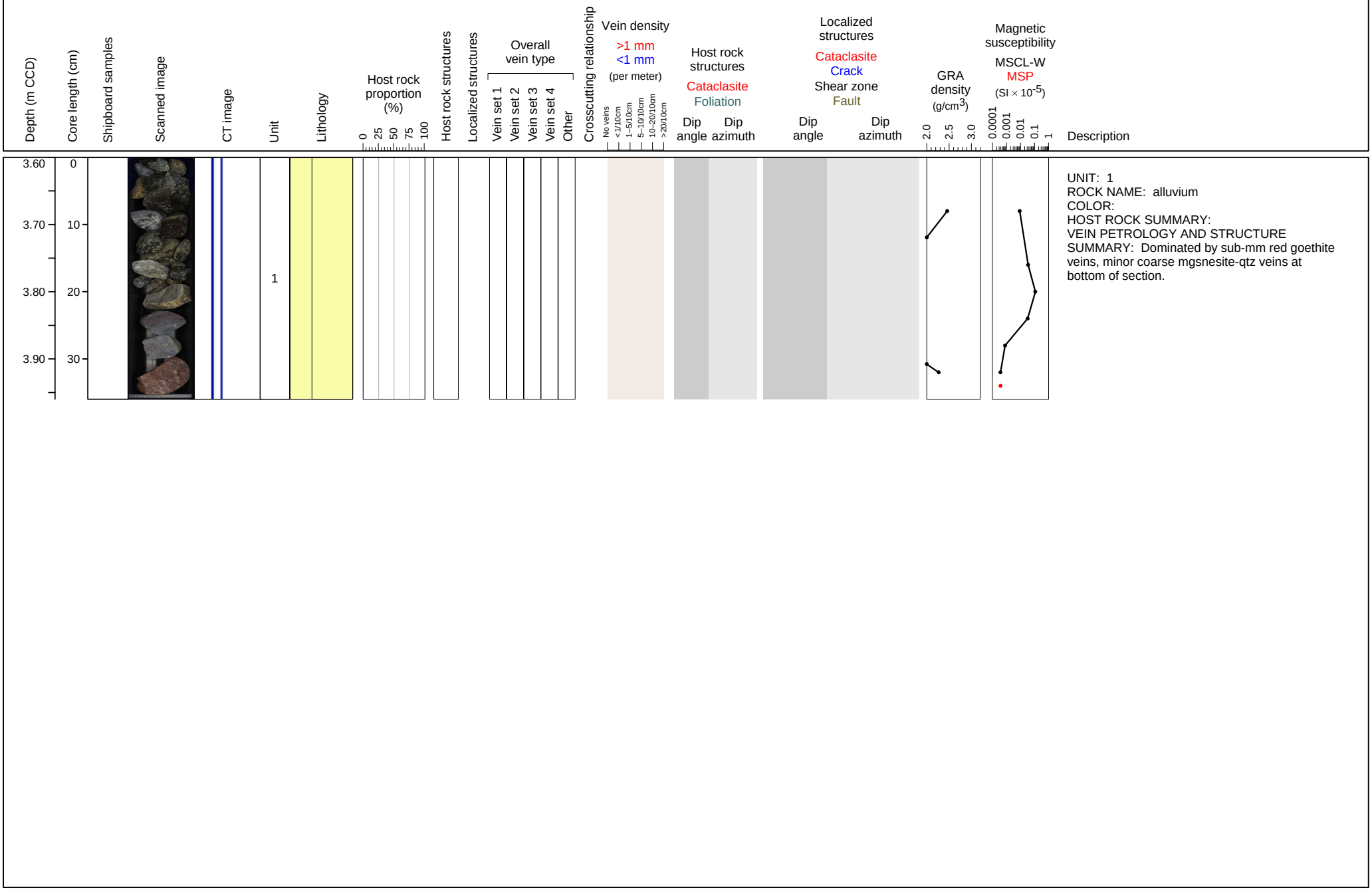

UNIT: 1
ROCK NAME: alluvium
COLOR:
HOST ROCK SUMMARY:
VEIN PETROLOGY AND STRUCTURE SUMMARY: Dominated by sub-mm red goethite veins, minor coarse mgsnesite-qtz veins at bottom of section.

Hole BT1B-4Z Section 1,Top of Section 4.20 (m CCD)

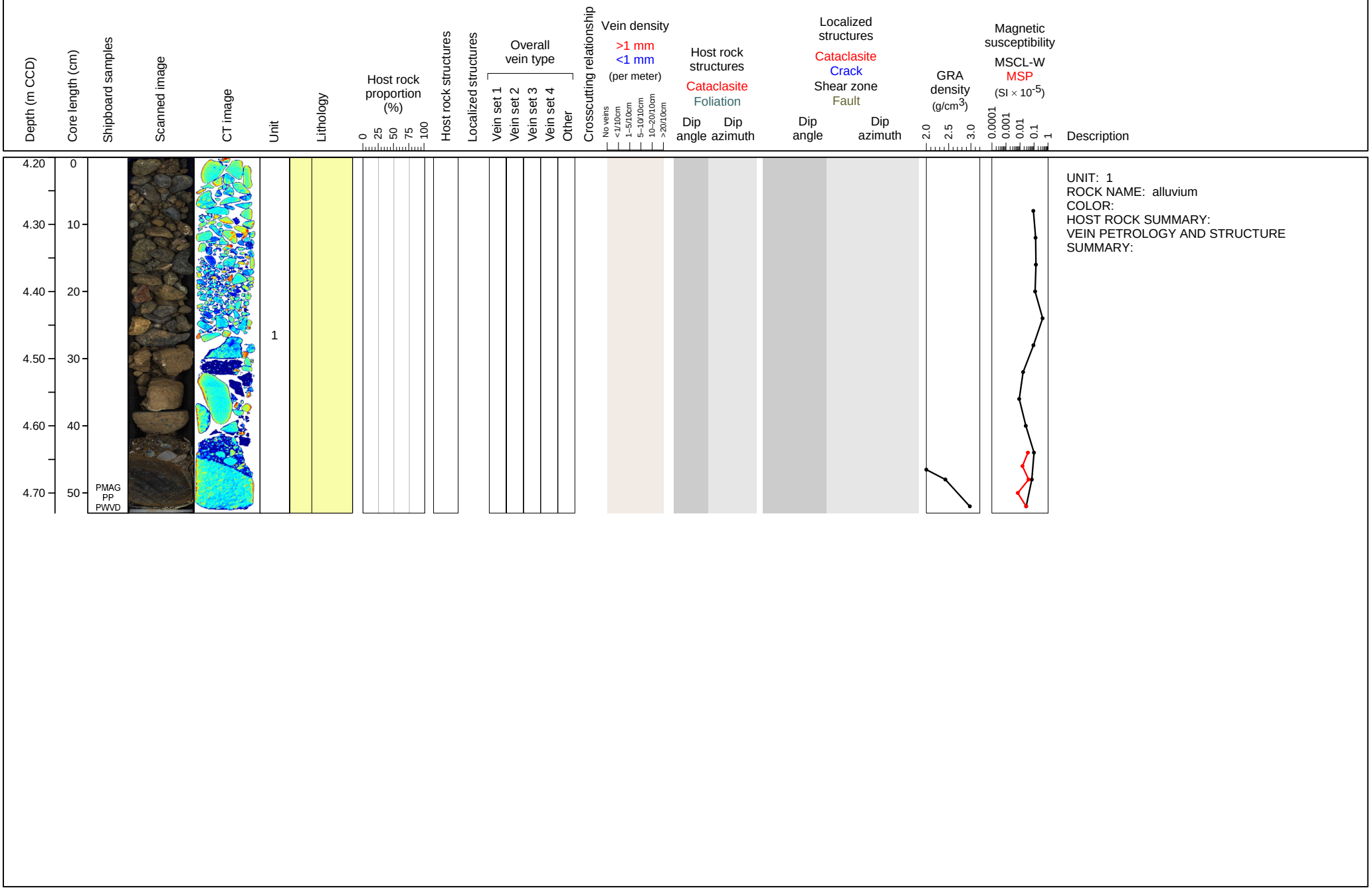

Hole BT1B-4Z Section 2,Top of Section 4.75 (m CCD)

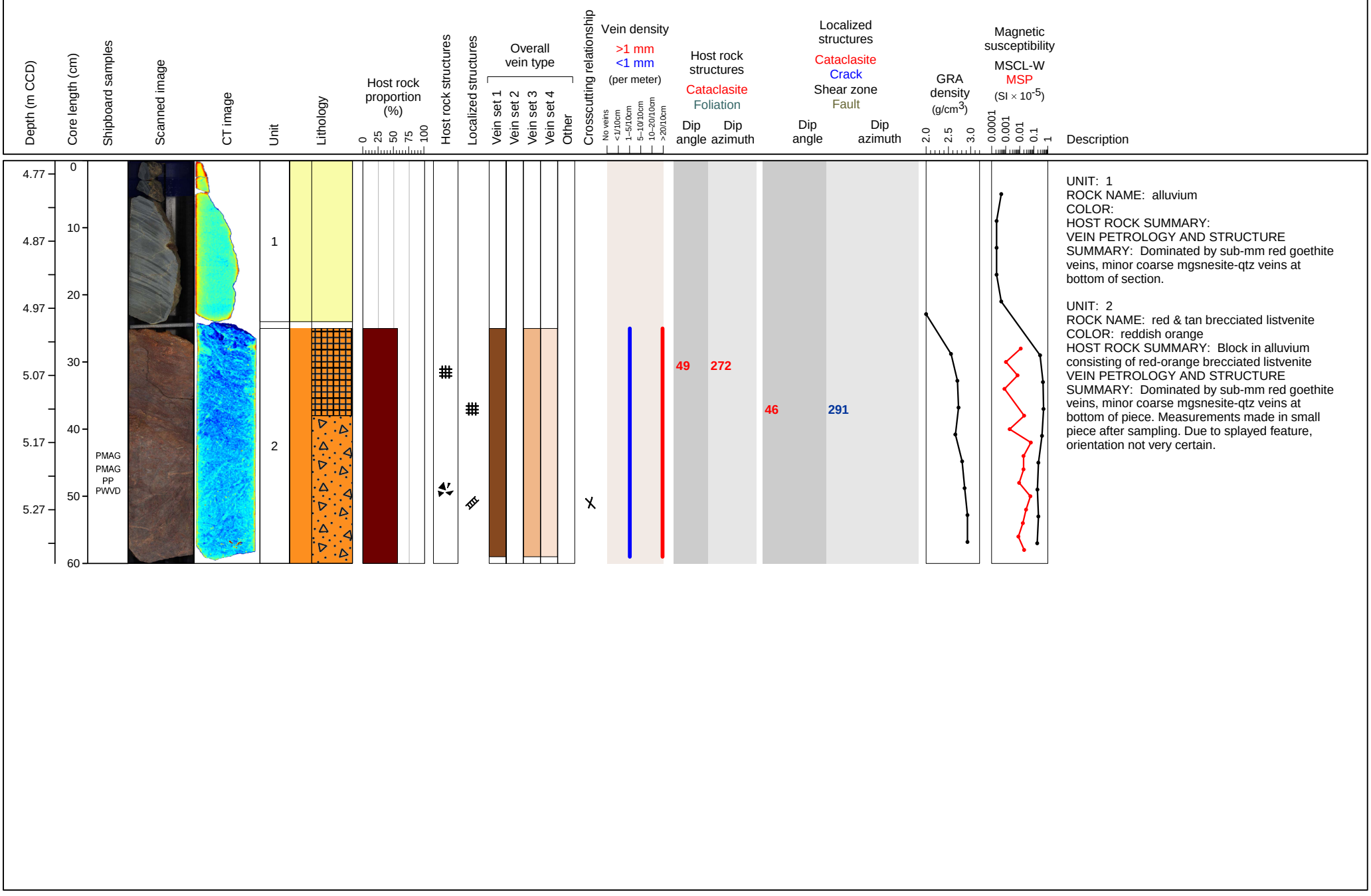

UNIT: 1
ROCK NAME: alluvium
COLOR:
HOST ROCK SUMMARY:
VEIN PETROLOGY AND STRUCTURE SUMMARY: Dominated by sub-mm red goethite veins, minor coarse mgsnesite-qtz veins at bottom of section.

UNIT: 2
ROCK NAME: red & tan brecciated listvenite
COLOR: reddish orange
HOST ROCK SUMMARY: Block in alluvium consisting of red-orange brecciated listvenite
VEIN PETROLOGY AND STRUCTURE SUMMARY: Dominated by sub-mm red goethite veins, minor coarse mgsnesite-qtz veins at bottom of piece. Measurements made in small piece after sampling. Due to splayed feature, orientation not very certain.

Hole BT1B-5Z Section 1,Top of Section 5.40 (m CCD)

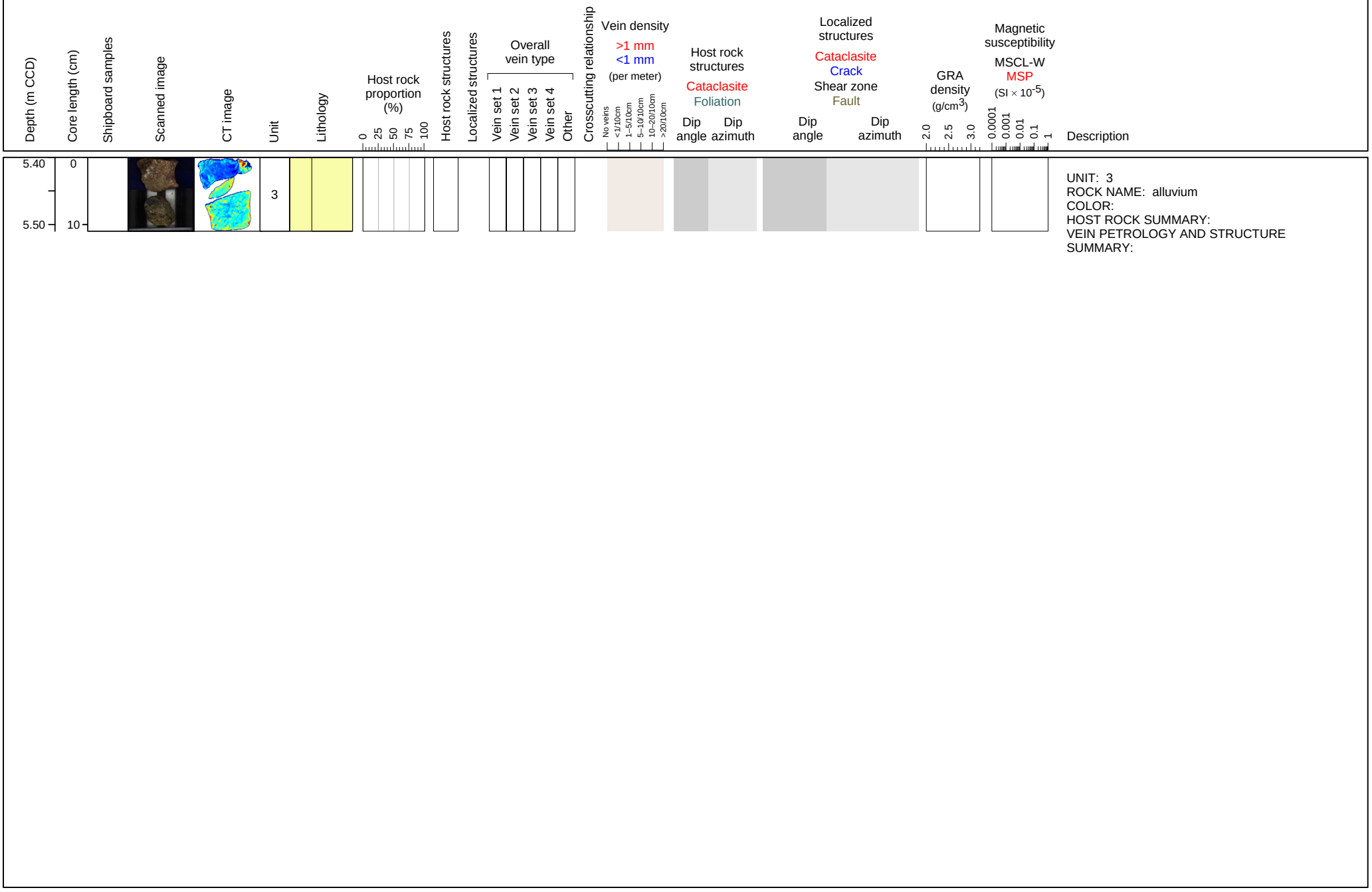

Hole BT1B-6Z Section 1,Top of Section 5.60 (m CCD)

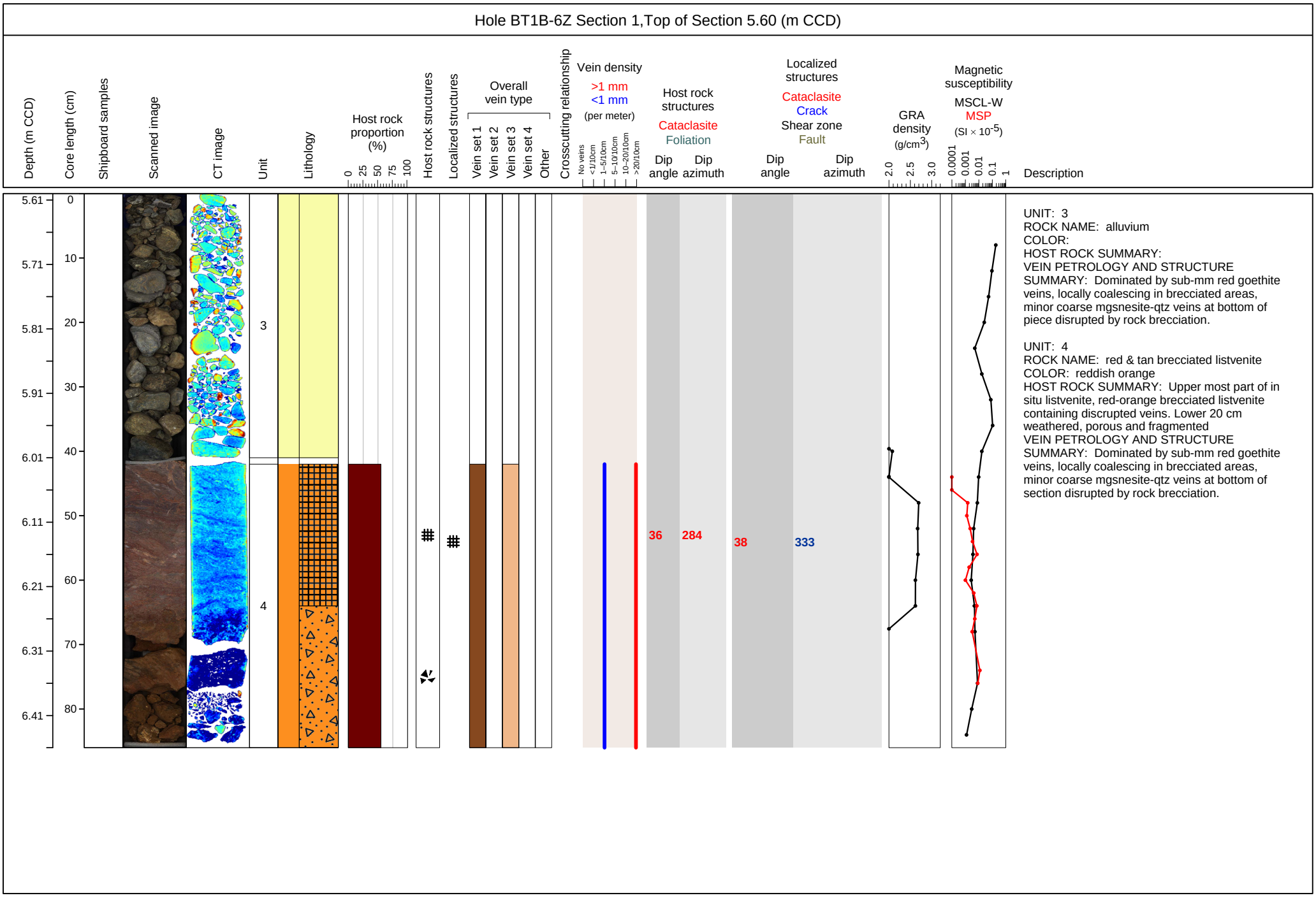

UNIT: 3
ROCK NAME: alluvium
COLOR:
HOST ROCK SUMMARY:
VEIN PETROLOGY AND STRUCTURE SUMMARY: Dominated by sub-mm red goethite veins, locally coalescing in brecciated areas, minor coarse mgsnesite-qtz veins at bottom of piece disrupted by rock brecciation.

UNIT: 4
ROCK NAME: red & tan brecciated listvenite
COLOR: reddish orange
HOST ROCK SUMMARY: Upper most part of in situ listvenite, red-orange brecciated listvenite containing discrupted veins. Lower 20 cm weathered, porous and fragmented
VEIN PETROLOGY AND STRUCTURE SUMMARY: Dominated by sub-mm red goethite veins, locally coalescing in brecciated areas, minor coarse mgsnesite-qtz veins at bottom of section disrupted by rock brecciation.

Hole BT1B-7Z Section 1,Top of Section 5.90 (m CCD)

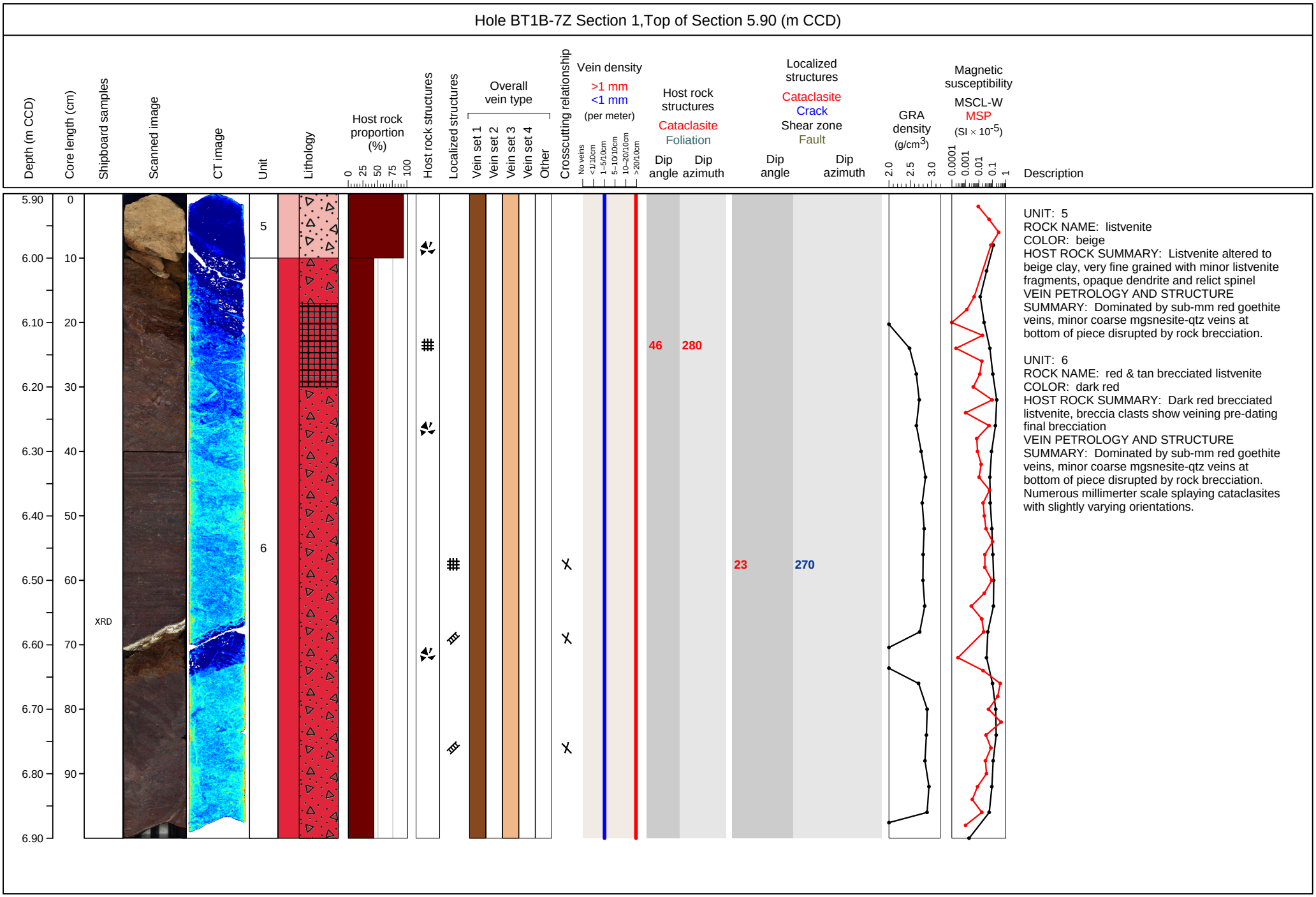

UNIT: 5
ROCK NAME: listvenite
COLOR: beige
HOST ROCK SUMMARY: Listvenite altered to beige clay, very fine grained with minor listvenite fragments, opaque dendrite and relict spinel
VEIN PETROLOGY AND STRUCTURE SUMMARY: Dominated by sub-mm red goethite veins, minor coarse mgsnesite-qtz veins at bottom of piece disrupted by rock brecciation.

UNIT: 6
ROCK NAME: red & tan brecciated listvenite
COLOR: dark red
HOST ROCK SUMMARY: Dark red brecciated listvenite, breccia clasts show veining pre-dating final brecciation
VEIN PETROLOGY AND STRUCTURE SUMMARY: Dominated by sub-mm red goethite veins, minor coarse mgsnesite-qtz veins at bottom of piece disrupted by rock brecciation. Numerous millimerter scale splaying cataclasites with slightly varying orientations.

Hole BT1B-7Z Section 2,Top of Section 6.90 (m CCD)



UNIT: 6
ROCK NAME: red & tan brecciated listvenite
COLOR: dark red
HOST ROCK SUMMARY: Dark red brecciated listvenite, breccia clasts show veining pre-dating final brecciation
VEIN PETROLOGY AND STRUCTURE SUMMARY: Dominated by sub-mm red goethite veins, locally forming wider veins in brecciated areas, minor coarse mgsnesite-qtz veins disrupted by rock brecciation at the bottom of section.

Hole BT1B-7Z Section 3,Top of Section 7.70 (m CCD)



UNIT: 6
ROCK NAME: red & tan brecciated listvenite
COLOR: dark red
HOST ROCK SUMMARY: Dark red brecciated listvenite, breccia clasts show veining pre-dating final brecciation
VEIN PETROLOGY AND STRUCTURE SUMMARY: Dominated by sub-mm red goethite veins, locally forming wider veins in brecciated areas, minor coarse mgsnesite-qtz veins prominently deformed at top of section.

UNIT: 7
ROCK NAME: red & tan listvenite
COLOR: dark red
HOST ROCK SUMMARY: Massive dark red, veined listvenite containing coarse grained spinel
VEIN PETROLOGY AND STRUCTURE SUMMARY: Dominated by sub-mm red goethite veins, locally forming wider veins in brecciated areas, minor coarse mgsnesite-qtz veins prominently deformed at top of section.

Hole BT1B-7Z Section 4,Top of Section 8.47 (m CCD)

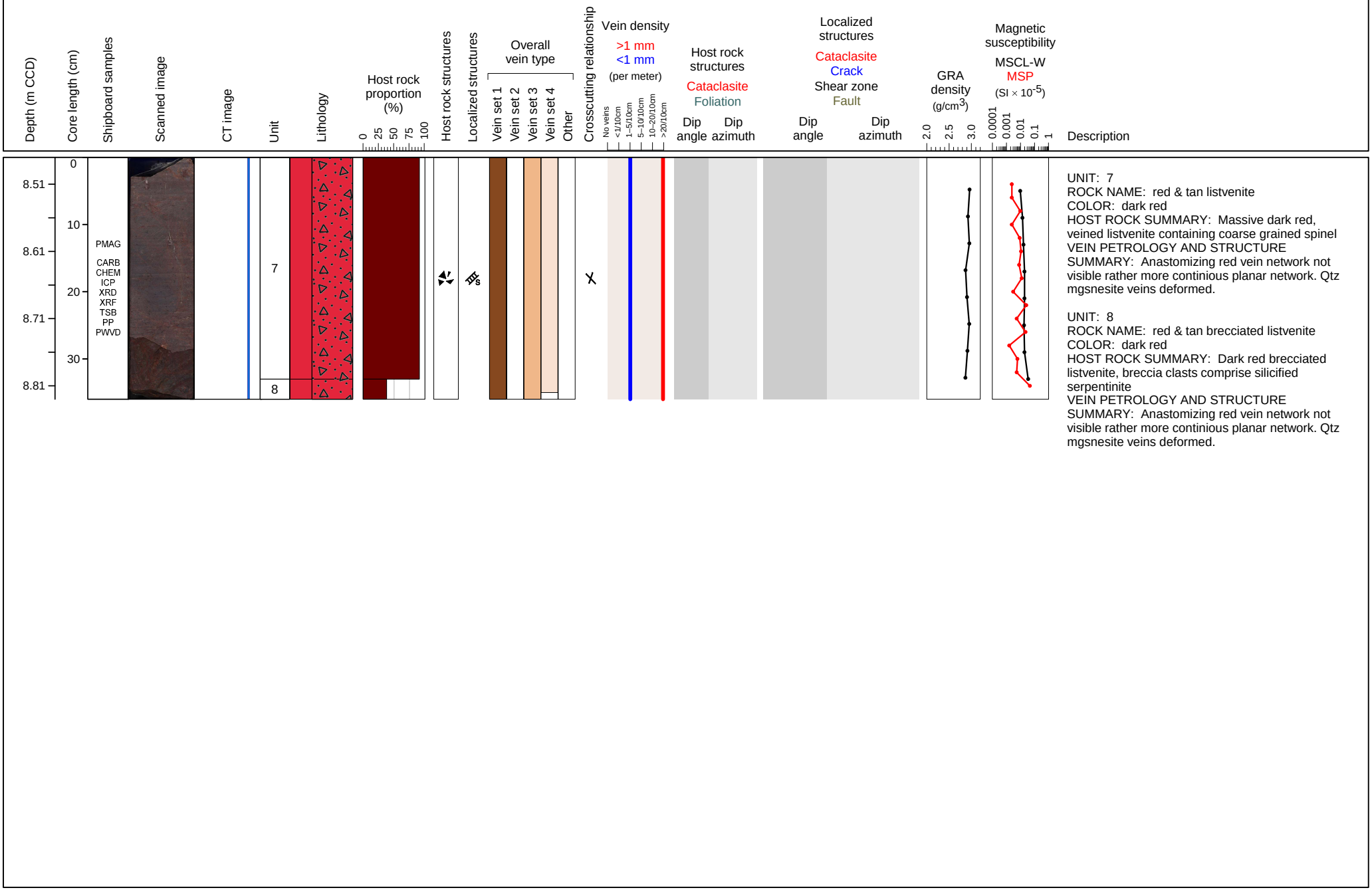

UNIT: 7
ROCK NAME: red & tan listvenite
COLOR: dark red
HOST ROCK SUMMARY: Massive dark red, veined listvenite containing coarse grained spinel
VEIN PETROLOGY AND STRUCTURE SUMMARY: Anastomizing red vein network not visible rather more continious planar network. Qtz mgsnesite veins deformed.

UNIT: 8
ROCK NAME: red & tan brecciated listvenite
COLOR: dark red
HOST ROCK SUMMARY: Dark red brecciated listvenite, breccia clasts comprise silicified serpentinite
VEIN PETROLOGY AND STRUCTURE SUMMARY: Anastomizing red vein network not visible rather more continious planar network. Qtz mgsnesite veins deformed.

Hole BT1B-8Z Section 1,Top of Section 8.70 (m CCD)

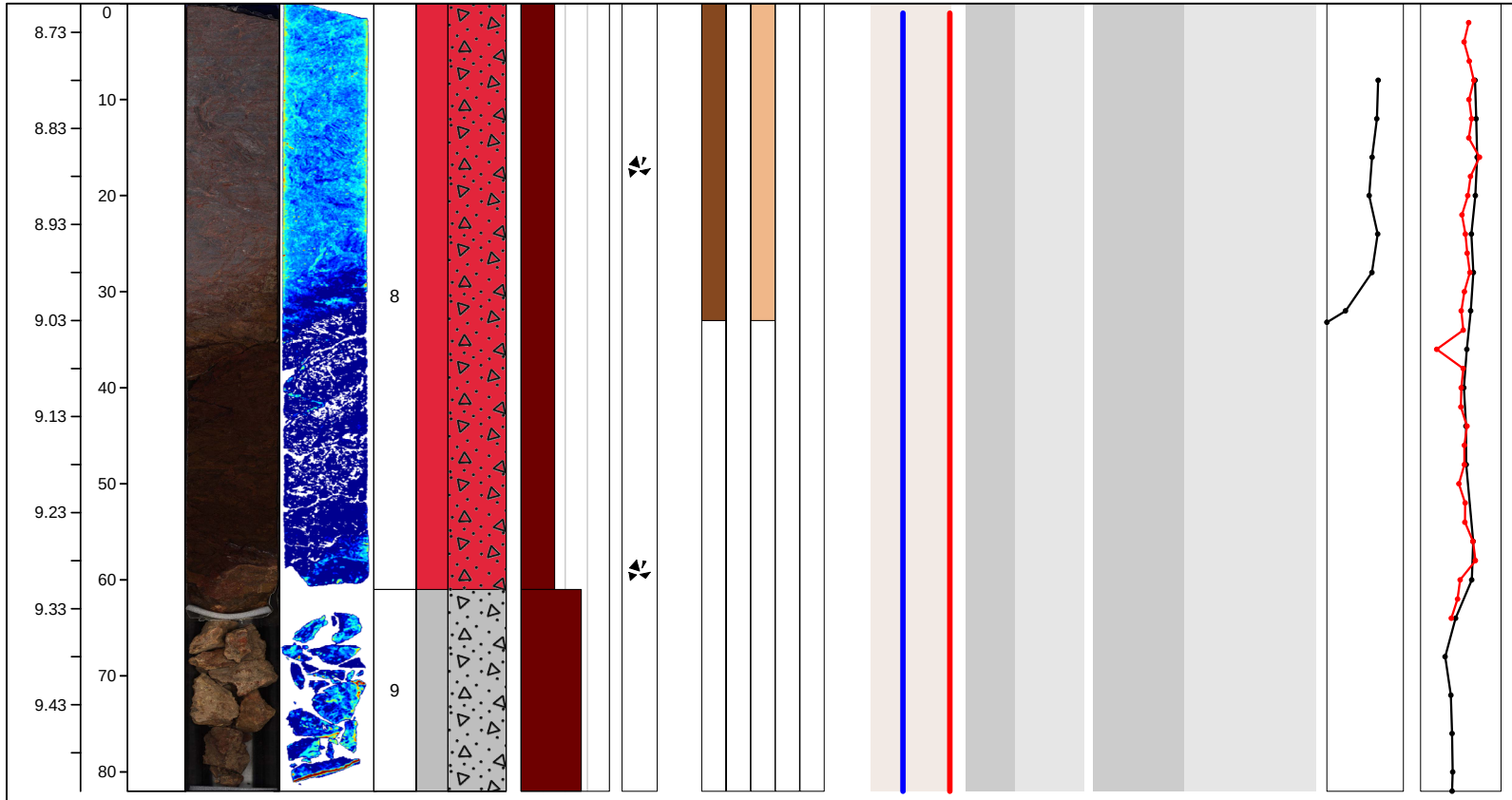

Description

UNIT: 8
ROCK NAME: red & tan brecciated listvenite
COLOR: dark red
HOST ROCK SUMMARY: Dark red brecciated listvenite, breccia clasts comprise silicified serpentinite. Bottom half of unit is weathered
VEIN PETROLOGY AND STRUCTURE SUMMARY: Dominated by sub-mm red goethite veins, locally forming wider veins in brecciated areas. Description only to 33 cm, did not describe highly weathered zone below

UNIT: 9
ROCK NAME: carbonate-bearing brecciated other
COLOR: yellowish brown
HOST ROCK SUMMARY: Strongly weathered part of core. Yellowish-brown matrix supported breccia containing darker clasts
VEIN PETROLOGY AND STRUCTURE SUMMARY: Dominated by sub-mm red goethite veins, locally forming wider veins in brecciated areas.

Hole BT1B-8Z Section 2,Top of Section 9.55 (m CCD)

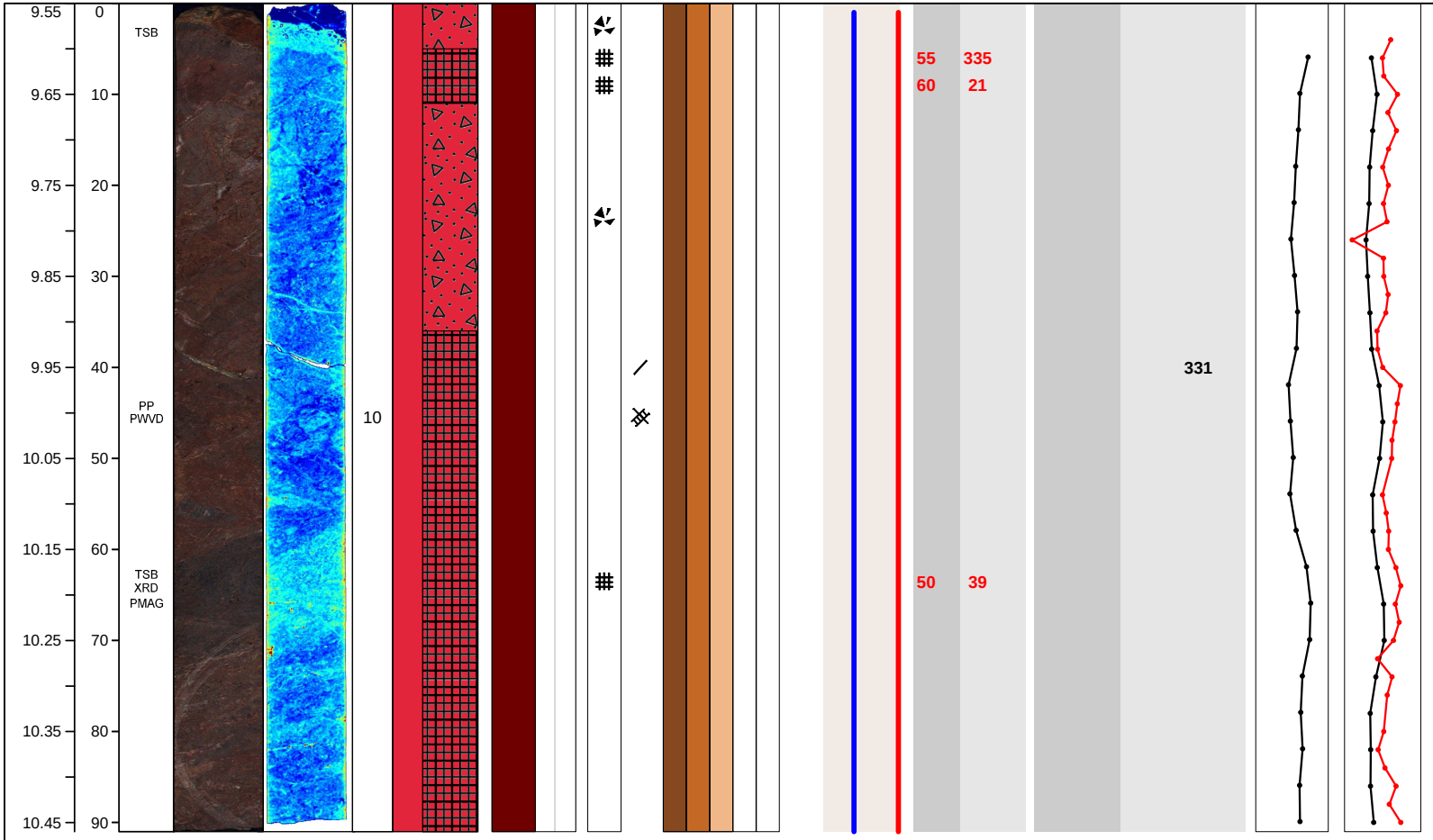

UNIT: 10
ROCK NAME: red & tan brecciated listvenite
COLOR: dark red
HOST ROCK SUMMARY: Dark red brecciated listvenite, containing dark patches potentially composed of silicified serpentinite
VEIN PETROLOGY AND STRUCTURE SUMMARY: Open space vein at 41 cm with 1-2 mm euhedral carbonate crystals. From 58 to 70 cm less dense network of sub-mm veins.

Hole BT1B-8Z Section 3,Top of Section 10.46 (m CCD)



UNIT: 10
ROCK NAME: red & tan brecciated listvenite
COLOR: dark red
HOST ROCK SUMMARY: Dark red brecciated listvenite, containing dark patches potentially composed of silicified serpentinite
VEIN PETROLOGY AND STRUCTURE SUMMARY: Dominated by sub-mm red goethite veins, minor coarse mgsnesite-qtz veins broken due to brecciation

Hole BT1B-8Z Section 4,Top of Section 10.77 (m CCD)

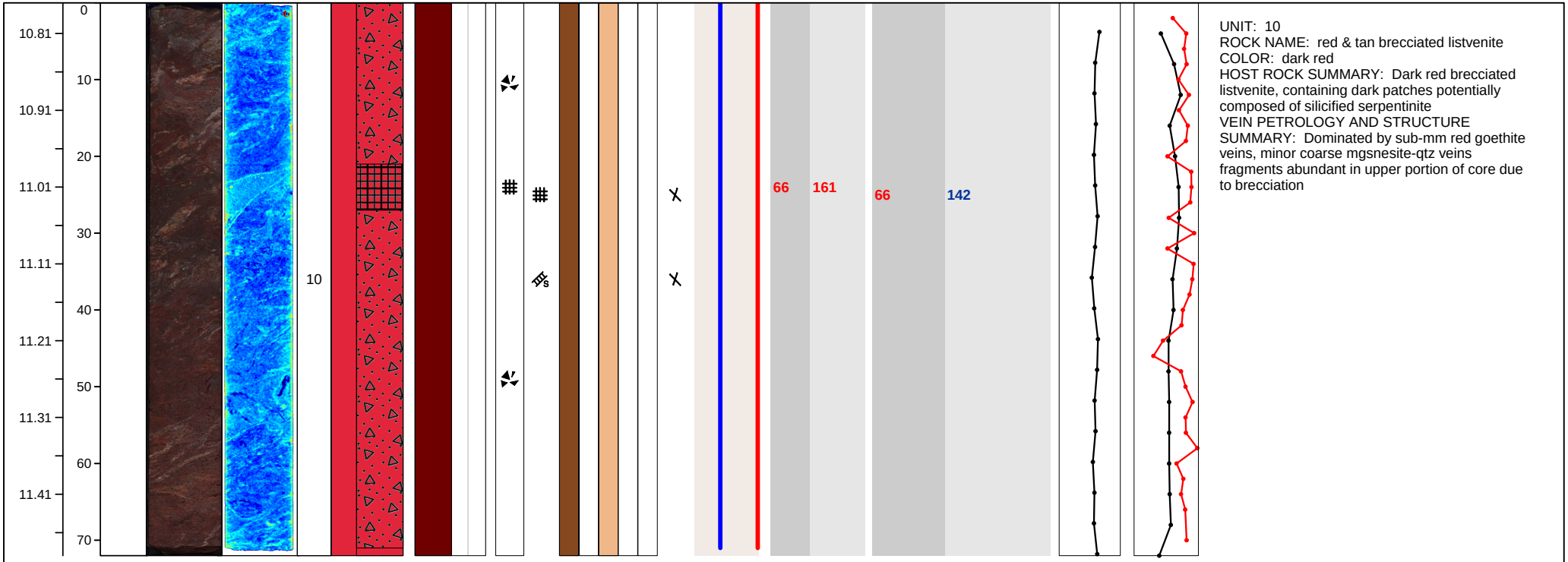

UNIT: 10
ROCK NAME: red & tan brecciated listvenite
COLOR: dark red
HOST ROCK SUMMARY: Dark red brecciated listvenite, containing dark patches potentially composed of silicified serpentinite
VEIN PETROLOGY AND STRUCTURE SUMMARY: Dominated by sub-mm red goethite veins, minor coarse mgsnesite-qtz veins fragments abundant in upper portion of core due to brecciation

Hole BT1B-8Z Section 5,Top of Section 11.50 (m CCD)

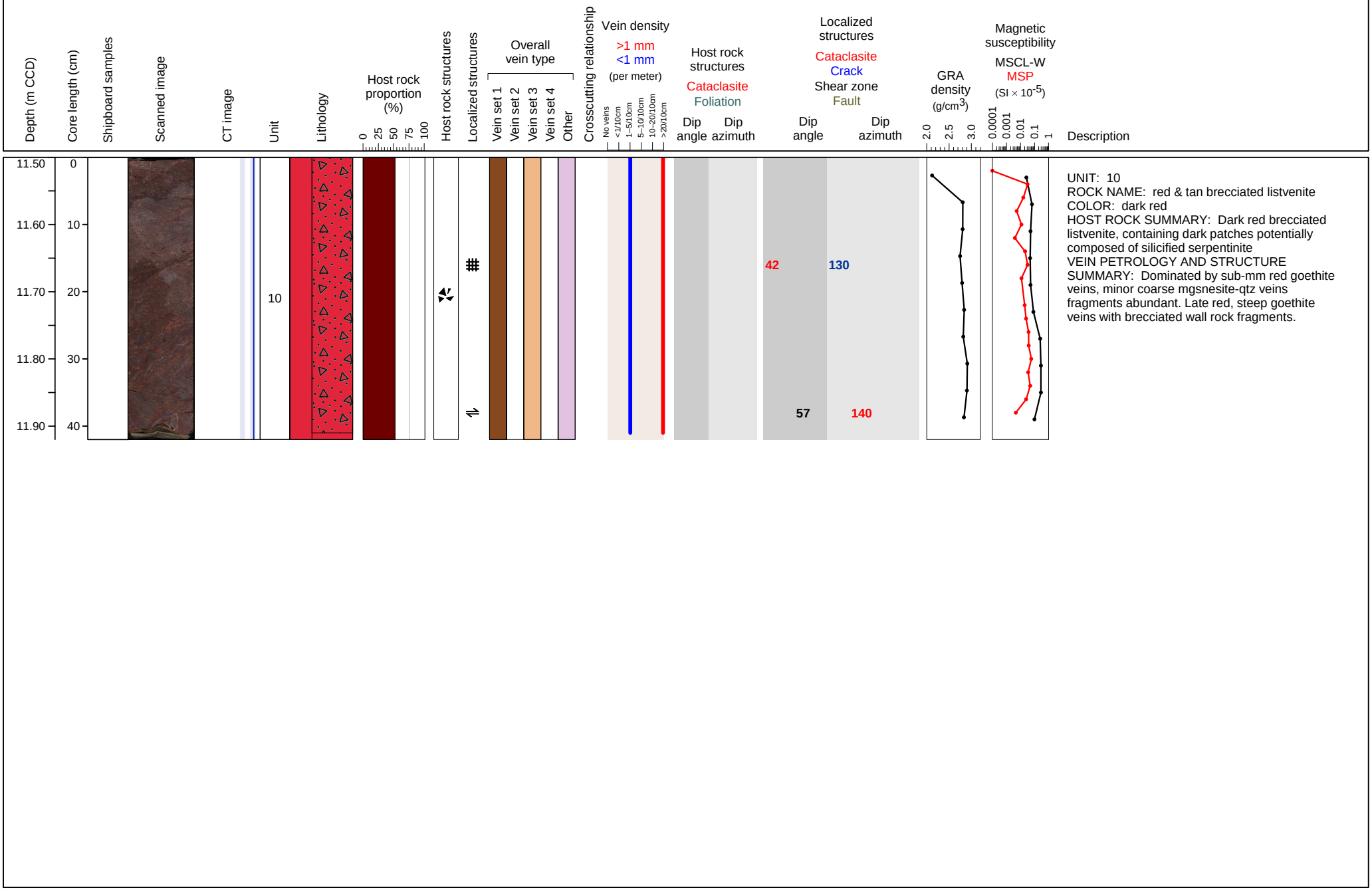

UNIT: 10
ROCK NAME: red & tan brecciated listvenite
COLOR: dark red
HOST ROCK SUMMARY: Dark red brecciated listvenite, containing dark patches potentially composed of silicified serpentinite
VEIN PETROLOGY AND STRUCTURE SUMMARY: Dominated by sub-mm red goethite veins, minor coarse mgsnesite-qtz veins fragments abundant. Late red, steep goethite veins with brecciated wall rock fragments.

Hole BT1B-9Z Section 1,Top of Section 11.75 (m CCD)

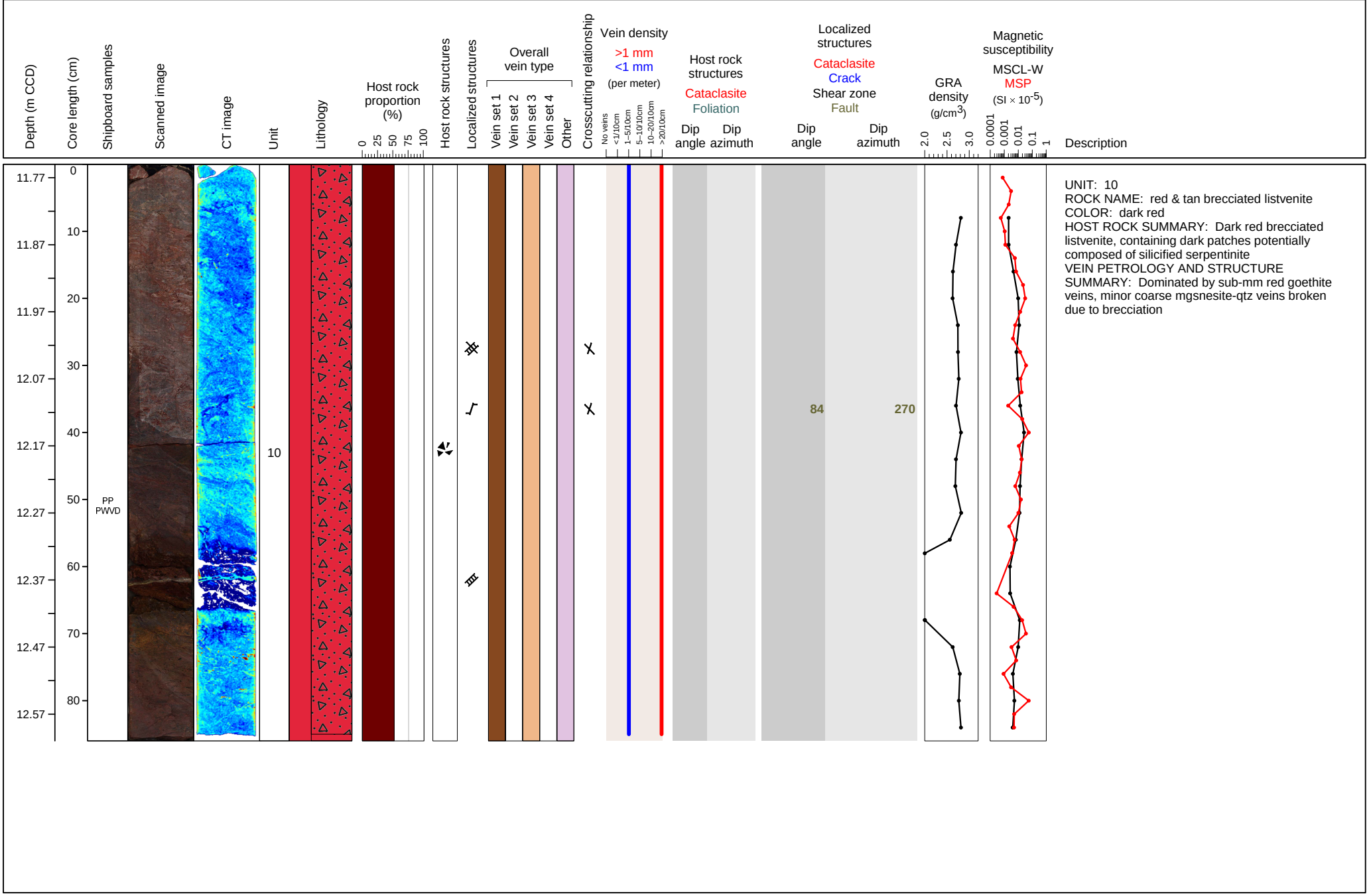

UNIT: 10
ROCK NAME: red & tan brecciated listvenite
COLOR: dark red
HOST ROCK SUMMARY: Dark red brecciated listvenite, containing dark patches potentially composed of silicified serpentinite
VEIN PETROLOGY AND STRUCTURE SUMMARY: Dominated by sub-mm red goethite veins, minor coarse mgsnesite-qtz veins broken due to brecciation

Hole BT1B-9Z Section 2,Top of Section 12.61 (m CCD)



UNIT: 10
ROCK NAME: red & tan brecciated listvenite
COLOR: dark red
HOST ROCK SUMMARY: Dark red brecciated listvenite, containing dark patches potentially composed of silicified serpentinite
VEIN PETROLOGY AND STRUCTURE SUMMARY: Dominated by sub-mm red goethite veins, minor coarse mgsnesite-qtz veins broken due to brecciation

Hole BT1B-9Z Section 3,Top of Section 13.42 (m CCD)

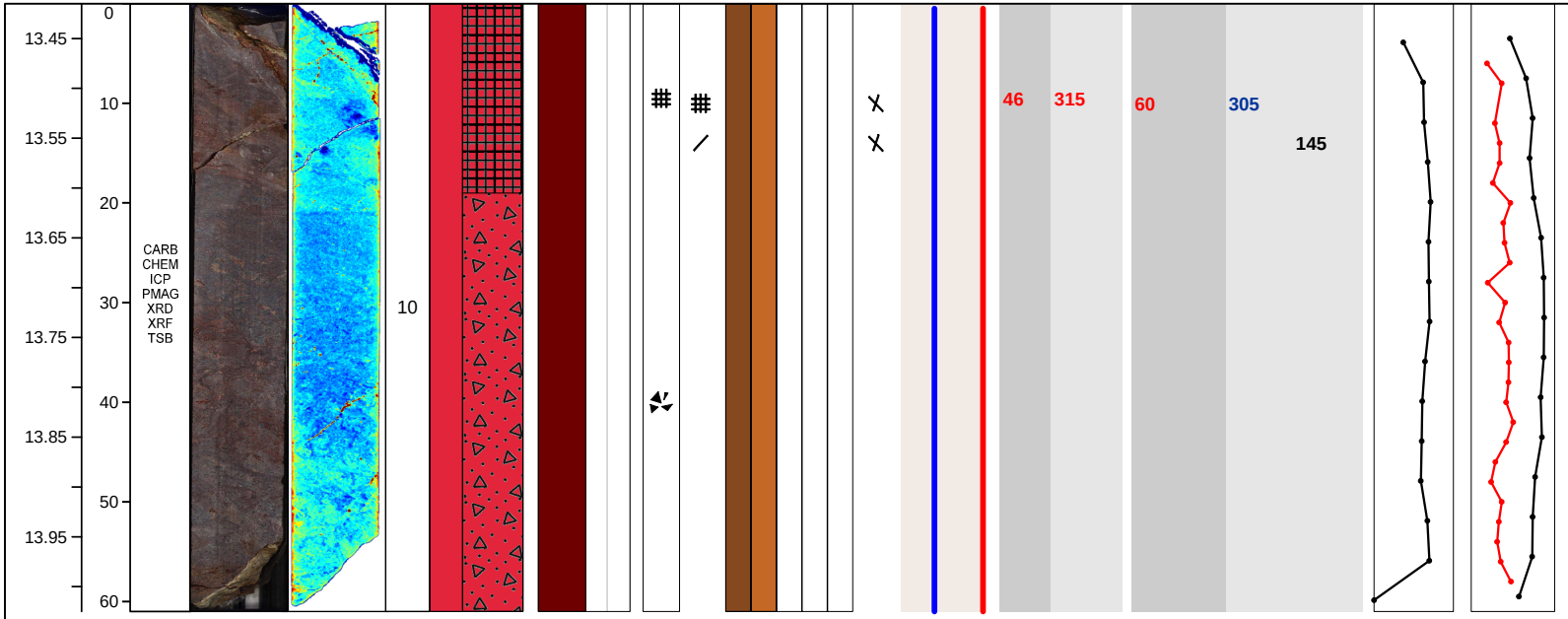

UNIT: 10
ROCK NAME: red & tan brecciated listvenite
COLOR: dark red
HOST ROCK SUMMARY: Dark red brecciated listvenite, containing dark patches potentially composed of silicified serpentinite
VEIN PETROLOGY AND STRUCTURE SUMMARY: Dominated by sub-mm red goethite veins, very late steep mgsnesite veins.

Hole BT1B-9Z Section 4,Top of Section 14.03 (m CCD)



UNIT: 10
ROCK NAME: red & tan brecciated listvenite
COLOR: dark red
HOST ROCK SUMMARY: Dark red brecciated listvenite, containing dark patches potentially composed of silicified serpentinite
VEIN PETROLOGY AND STRUCTURE SUMMARY: Dominated by sub-mm red goethite veins, very late steep mgsnesite veins. Vein at 30 cm has possible crack seal texture. mgsnesite veins below 45 cm highly irregular

Hole BT1B-10Z Section 1,Top of Section 14.80 (m CCD)

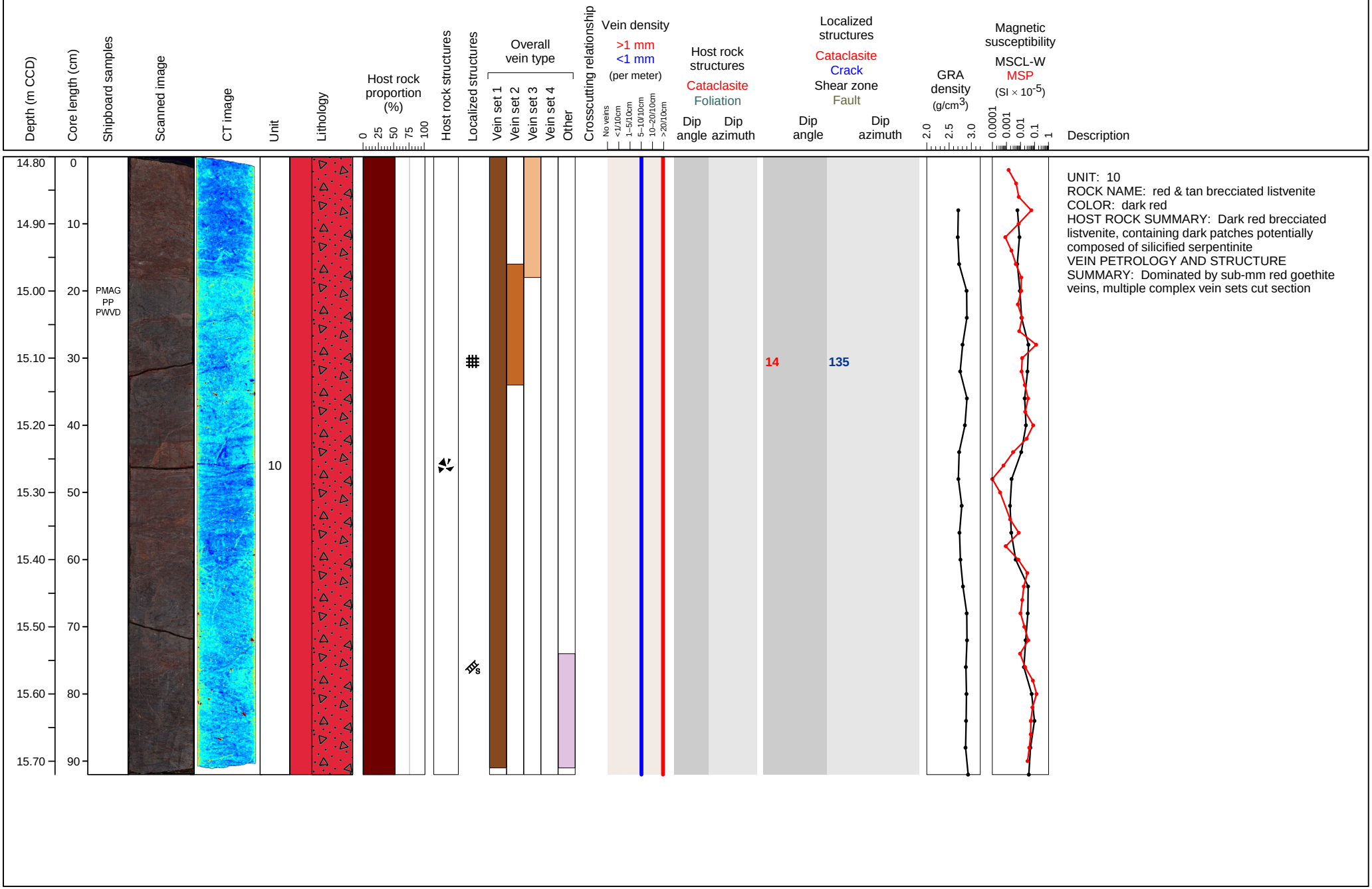

UNIT: 10
ROCK NAME: red & tan brecciated listvenite
COLOR: dark red
HOST ROCK SUMMARY: Dark red brecciated listvenite, containing dark patches potentially composed of silicified serpentinite
VEIN PETROLOGY AND STRUCTURE SUMMARY: Dominated by sub-mm red goethite veins, multiple complex vein sets cut section

Hole BT1B-10Z Section 2,Top of Section 15.72 (m CCD)



UNIT: 10
ROCK NAME: red & tan brecciated listvenite
COLOR: dark red
HOST ROCK SUMMARY: Dark red brecciated listvenite, containing dark patches potentially composed of silicified serpentinite
VEIN PETROLOGY AND STRUCTURE SUMMARY: Dominated by sub-mm red goethite veins, a later red goethite vein set brecciated with wall rock fragments

Hole BT1B-11Z Section 1,Top of Section 16.35 (m CCD)

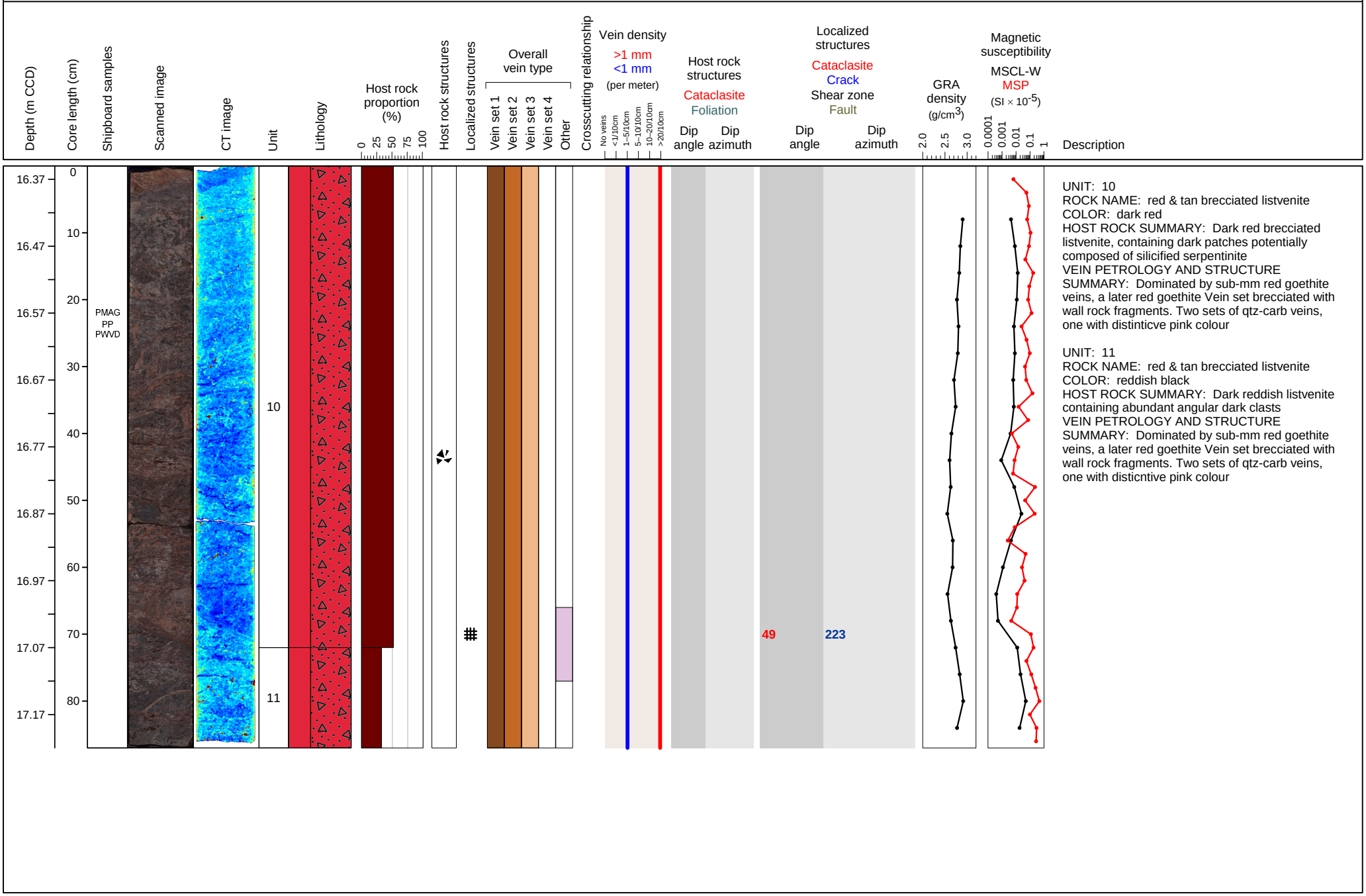

UNIT: 10
ROCK NAME: red & tan brecciated listvenite
COLOR: dark red
HOST ROCK SUMMARY: Dark red brecciated listvenite, containing dark patches potentially composed of silicified serpentinite
VEIN PETROLOGY AND STRUCTURE SUMMARY: Dominated by sub-mm red goethite veins, a later red goethite Vein set brecciated with wall rock fragments. Two sets of qtz-carb veins, one with distinticve pink colour

UNIT: 11
ROCK NAME: red & tan brecciated listvenite
COLOR: reddish black
HOST ROCK SUMMARY: Dark reddish listvenite containing abundant angular dark clasts
VEIN PETROLOGY AND STRUCTURE SUMMARY: Dominated by sub-mm red goethite veins, a later red goethite Vein set brecciated with wall rock fragments. Two sets of qtz-carb veins, one with disticntive pink colour

Hole BT1B-11Z Section 2,Top of Section 17.22 (m CCD)

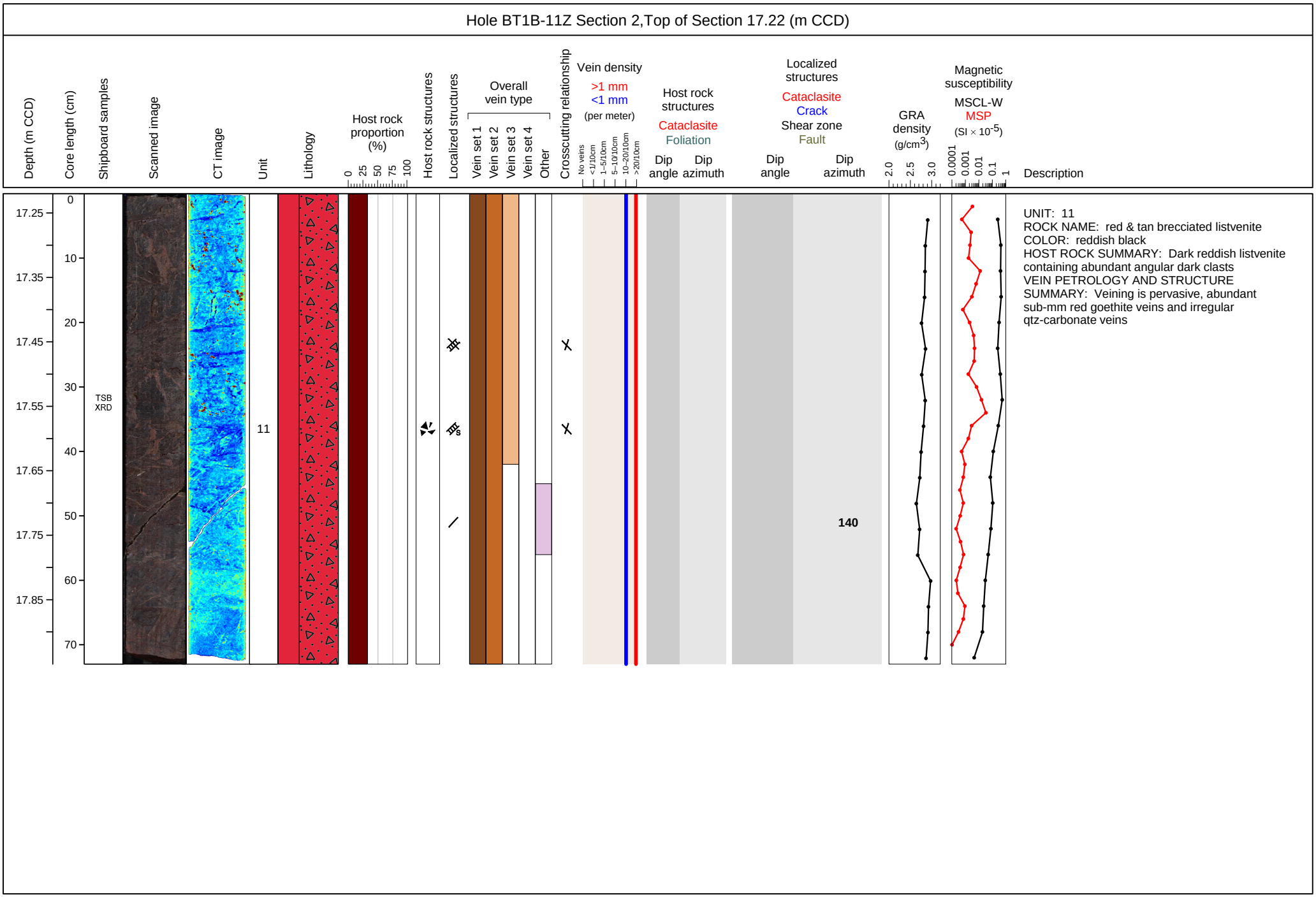

UNIT: 11
ROCK NAME: red & tan brecciated listvenite
COLOR: reddish black
HOST ROCK SUMMARY: Dark reddish listvenite containing abundant angular dark clasts
VEIN PETROLOGY AND STRUCTURE SUMMARY: Veining is pervasive, abundant sub-mm red goethite veins and irregular qtz-carbonate veins

Hole BT1B-12Z Section 1,Top of Section 17.85 (m CCD)

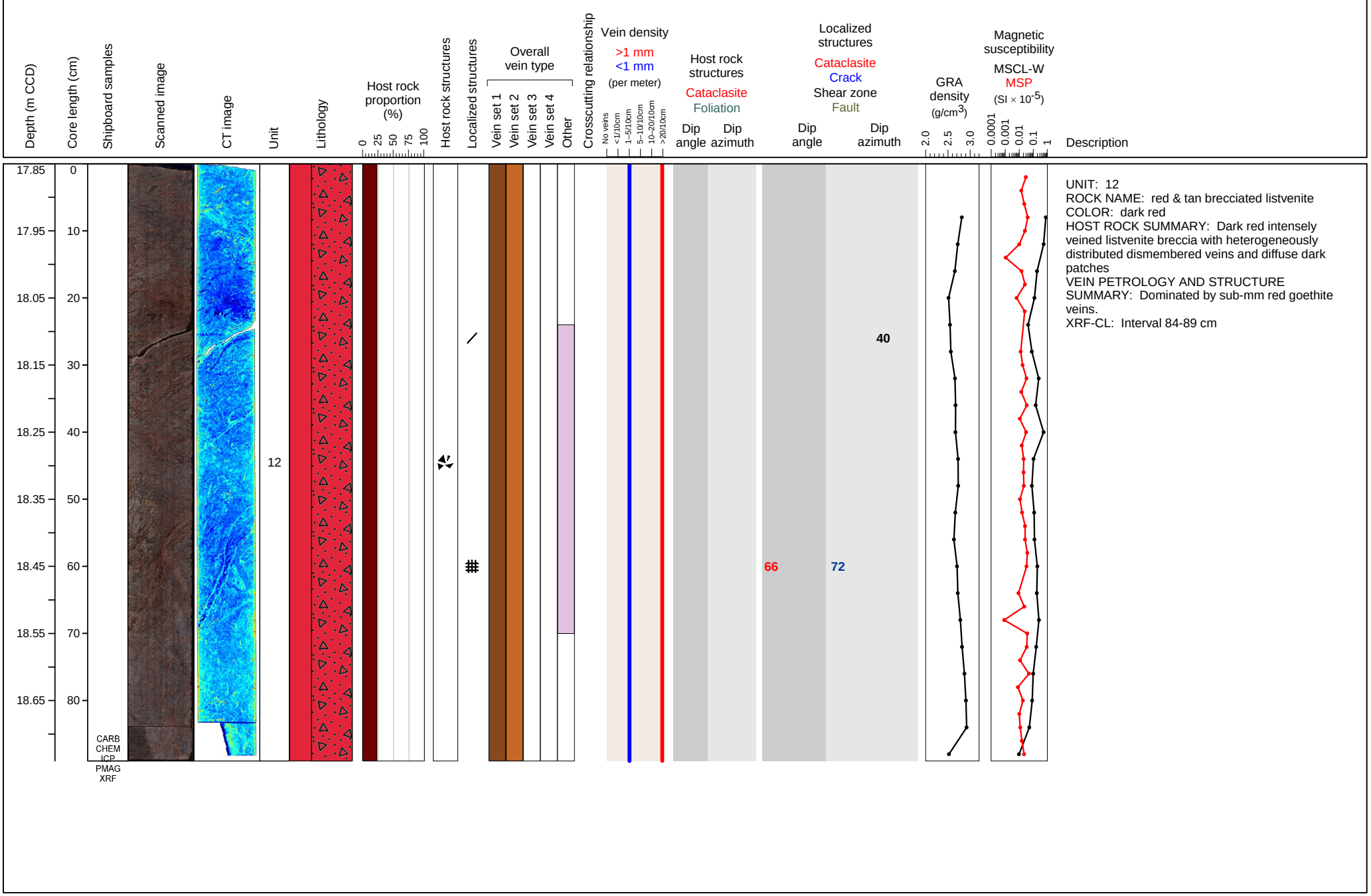

UNIT: 12
ROCK NAME: red & tan brecciated listvenite
COLOR: dark red
HOST ROCK SUMMARY: Dark red intensely veined listvenite breccia with heterogeneously distributed dismembered veins and diffuse dark patches
VEIN PETROLOGY AND STRUCTURE SUMMARY: Dominated by sub-mm red goethite veins.
XRF-CL: Interval 84-89 cm

Hole BT1B-12Z Section 2,Top of Section 18.74 (m CCD)

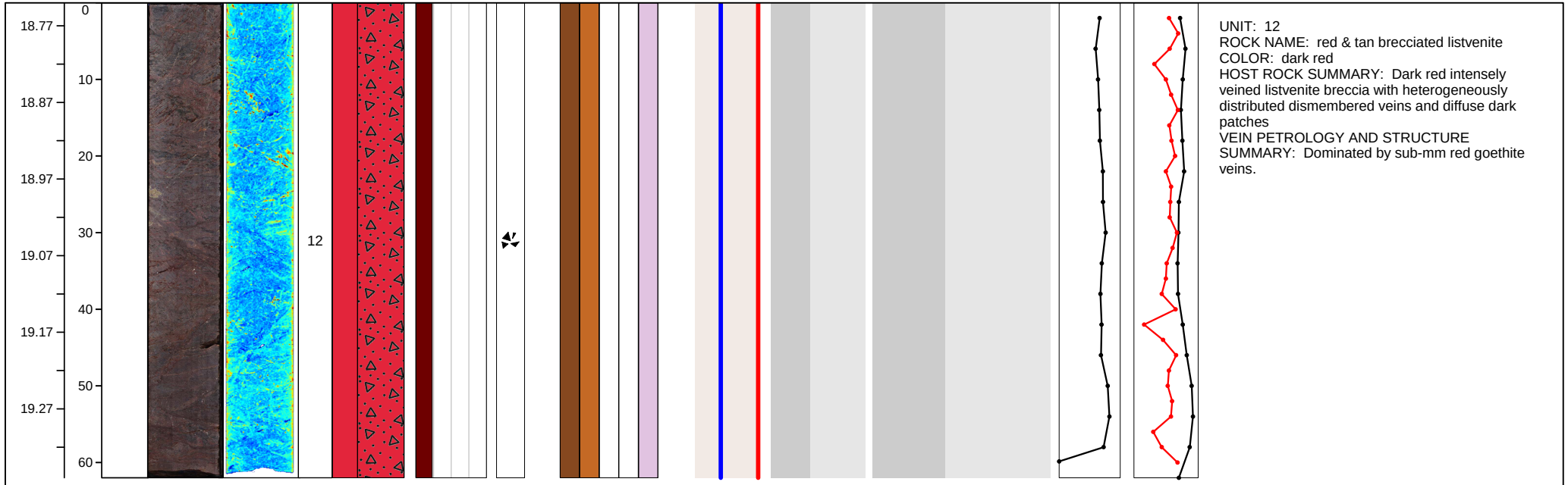

UNIT: 12
ROCK NAME: red & tan brecciated listvenite
COLOR: dark red
HOST ROCK SUMMARY: Dark red intensely veined listvenite breccia with heterogeneously distributed dismembered veins and diffuse dark patches
VEIN PETROLOGY AND STRUCTURE SUMMARY: Dominated by sub-mm red goethite veins.

Hole BT1B-12Z Section 3,Top of Section 19.36 (m CCD)

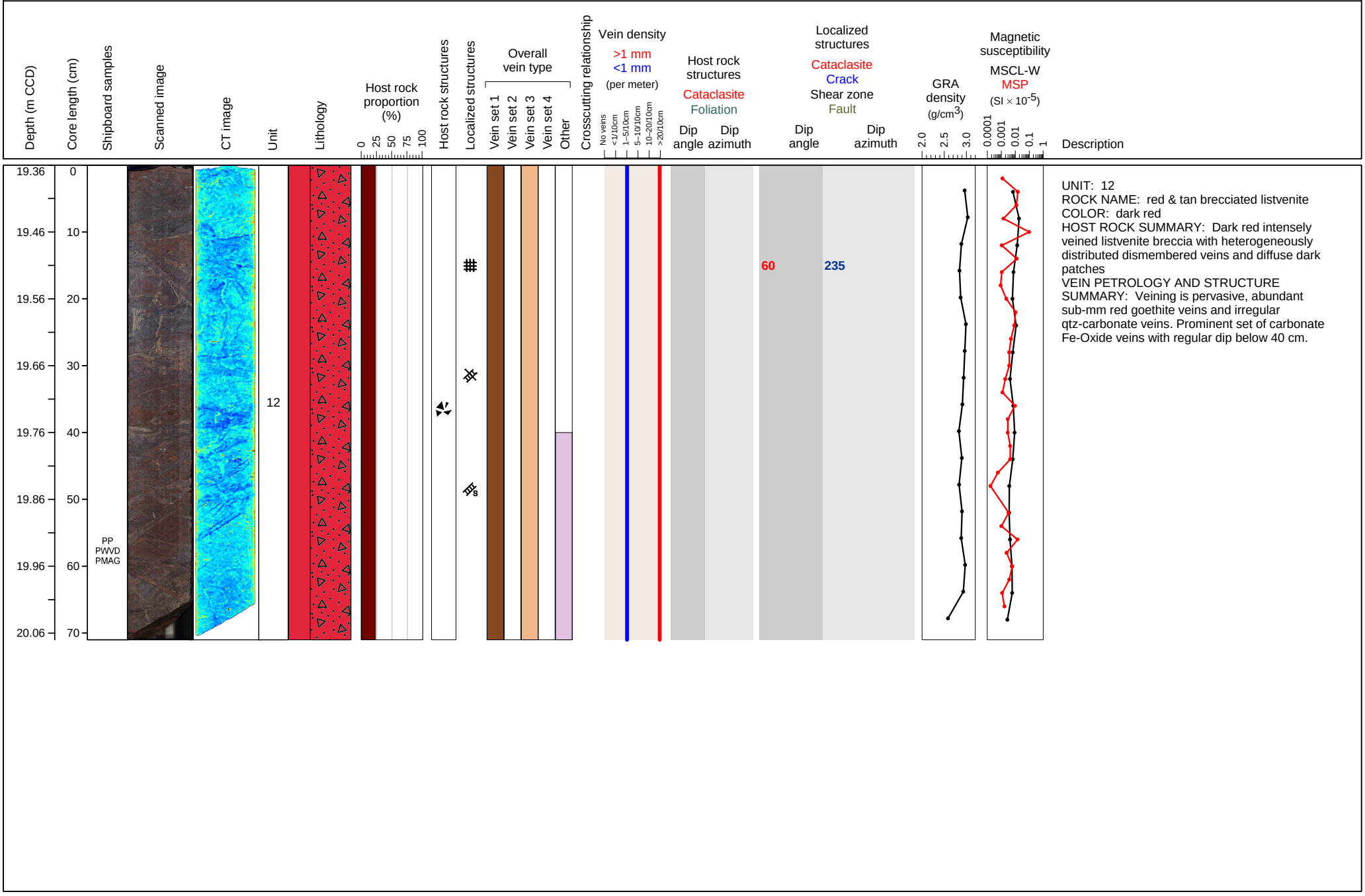

UNIT: 12
ROCK NAME: red & tan brecciated listvenite
COLOR: dark red
HOST ROCK SUMMARY: Dark red intensely veined listvenite breccia with heterogeneously distributed dismembered veins and diffuse dark patches
VEIN PETROLOGY AND STRUCTURE SUMMARY: Veining is pervasive, abundant sub-mm red goethite veins and irregular qtz-carbonate veins. Prominent set of carbonate Fe-Oxide veins with regular dip below 40 cm.

Hole BT1B-12Z Section 4,Top of Section 20.09 (m CCD)

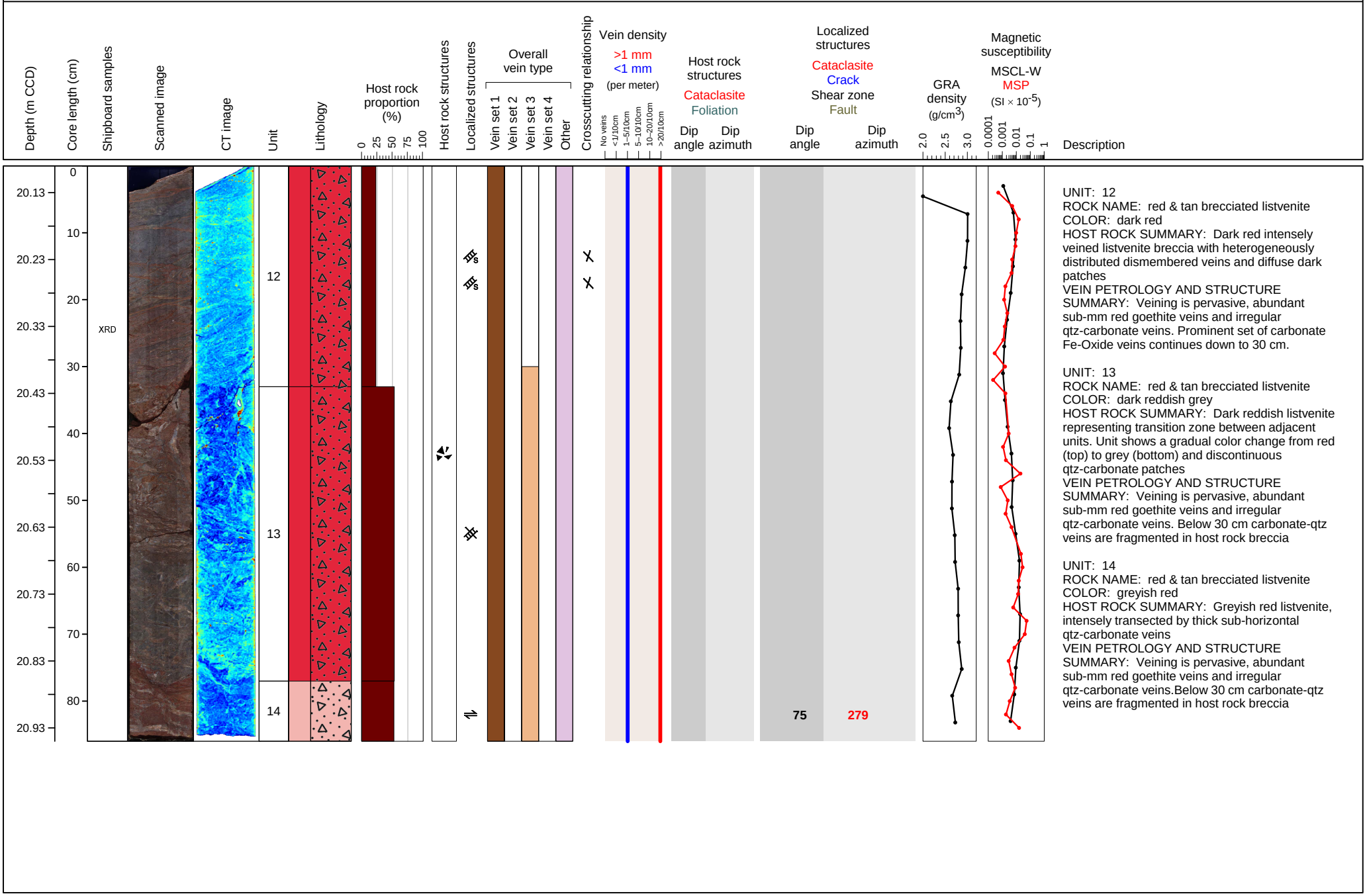

UNIT: 12
ROCK NAME: red & tan brecciated listvenite
COLOR: dark red
HOST ROCK SUMMARY: Dark red intensely veined listvenite breccia with heterogeneously distributed dismembered veins and diffuse dark patches
VEIN PETROLOGY AND STRUCTURE SUMMARY: Veining is pervasive, abundant sub-mm red goethite veins and irregular qtz-carbonate veins. Prominent set of carbonate Fe-Oxide veins continues down to 30 cm.

UNIT: 13
ROCK NAME: red & tan brecciated listvenite
COLOR: dark reddish grey
HOST ROCK SUMMARY: Dark reddish listvenite representing transition zone between adjacent units. Unit shows a gradual color change from red (top) to grey (bottom) and discontinuous qtz-carbonate patches
VEIN PETROLOGY AND STRUCTURE SUMMARY: Veining is pervasive, abundant sub-mm red goethite veins and irregular qtz-carbonate veins. Below 30 cm carbonate-qtz veins are fragmented in host rock breccia

UNIT: 14
ROCK NAME: red & tan brecciated listvenite
COLOR: greyish red
HOST ROCK SUMMARY: Greyish red listvenite, intensely transected by thick sub-horizontal qtz-carbonate veins
VEIN PETROLOGY AND STRUCTURE SUMMARY: Veining is pervasive, abundant sub-mm red goethite veins and irregular qtz-carbonate veins.Below 30 cm carbonate-qtz veins are fragmented in host rock breccia

Hole BT1B-13Z Section 1,Top of Section 20.90 (m CCD)



UNIT: 14
ROCK NAME: red & tan brecciated listvenite
COLOR: greyish red
HOST ROCK SUMMARY: Greyish red listvenite, intensiley transected by thick sub-horizontal qtz-carbonate veins
VEIN PETROLOGY AND STRUCTURE SUMMARY: Veining is pervasive, abundant sub-mm red goethite veins and irregular qtz-carbonate veins. Prominent, coarse qtz-carbonate veins toward bottom of section, brecciated above about 30 cm

Hole BT1B-13Z Section 2,Top of Section 21.89 (m CCD)



UNIT: 14
ROCK NAME: red & tan brecciated listvenite
COLOR: greyish red
HOST ROCK SUMMARY: Greyish red listvenite, intensiley transected by thick sub-horizontal qtz-carbonate veins
VEIN PETROLOGY AND STRUCTURE SUMMARY: Veining is pervasive, abundant sub-mm red goethite veins and irregular qtz-carbonate veins. Prominent, coarse qtz-carbonate veins toward bottom of section, brecciated below 79 cm

Hole BT1B-13Z Section 3,Top of Section 22.84 (m CCD)

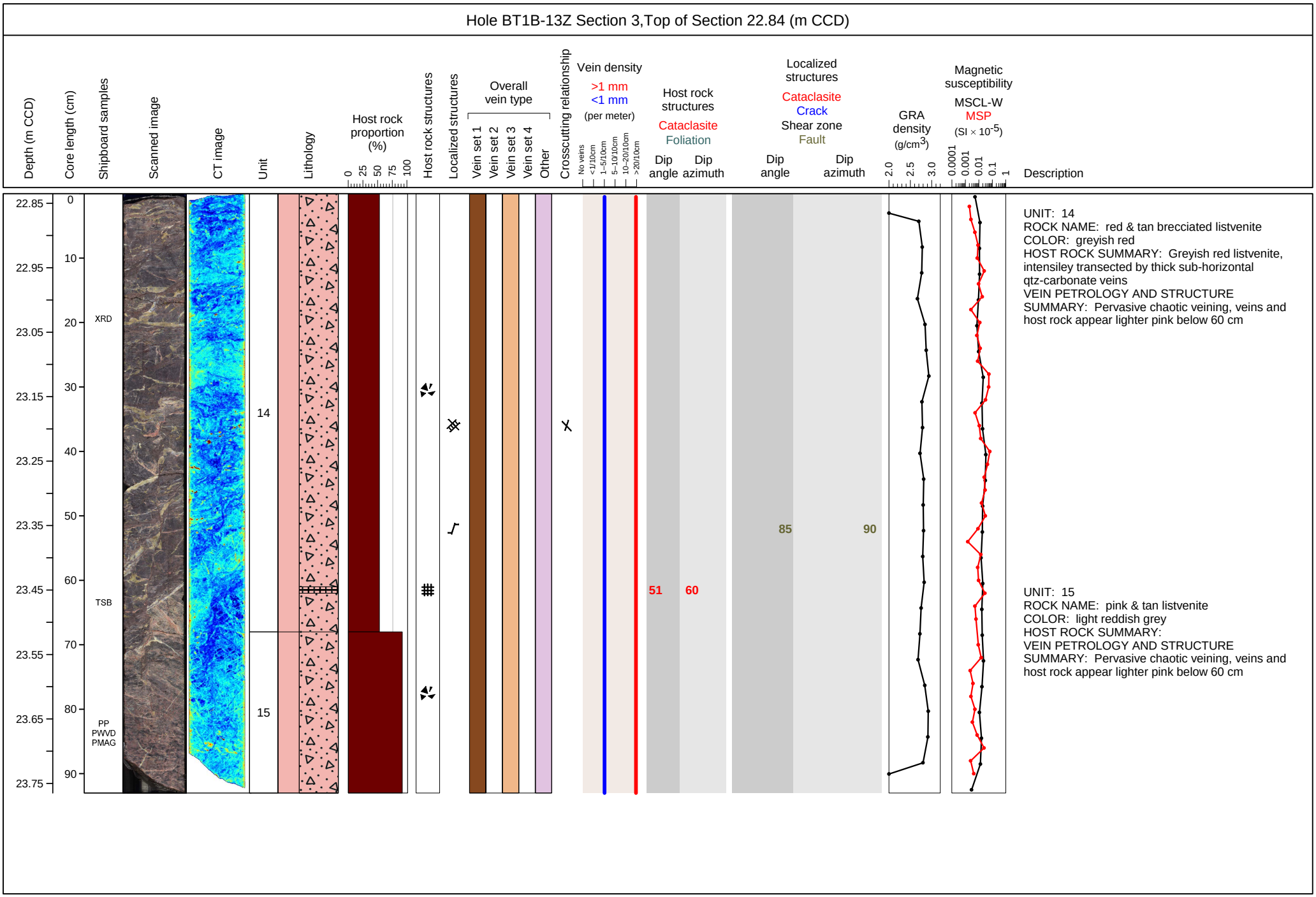

UNIT: 14
ROCK NAME: red & tan brecciated listvenite
COLOR: greyish red
HOST ROCK SUMMARY: Greyish red listvenite, intensiley transected by thick sub-horizontal qtz-carbonate veins
VEIN PETROLOGY AND STRUCTURE SUMMARY: Pervasive chaotic veining, veins and host rock appear lighter pink below 60 cm

UNIT: 15
ROCK NAME: pink & tan listvenite
COLOR: light reddish grey
HOST ROCK SUMMARY:
VEIN PETROLOGY AND STRUCTURE SUMMARY: Pervasive chaotic veining, veins and host rock appear lighter pink below 60 cm

Hole BT1B-13Z Section 4,Top of Section 23.77 (m CCD)

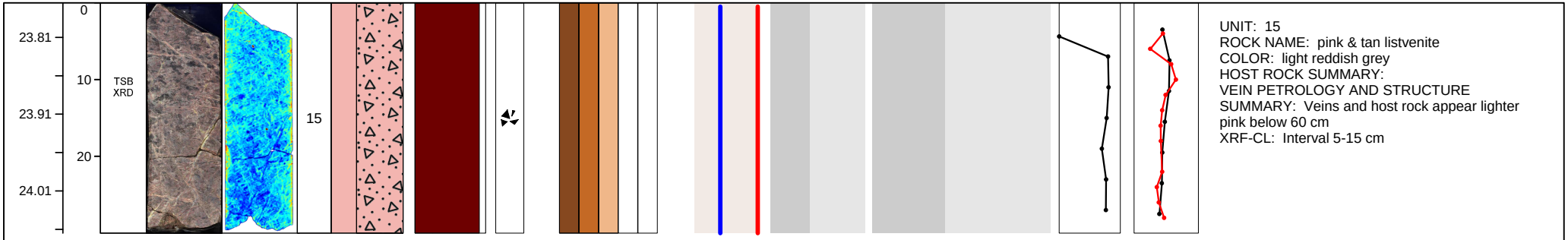

UNIT: 15
ROCK NAME: pink & tan listvenite
COLOR: light reddish grey
HOST ROCK SUMMARY:
VEIN PETROLOGY AND STRUCTURE
SUMMARY: Veins and host rock appear lighter pink below 60 cm
XRF-CL: Interval 5-15 cm

Hole BT1B-14Z Section 1,Top of Section 23.95 (m CCD)

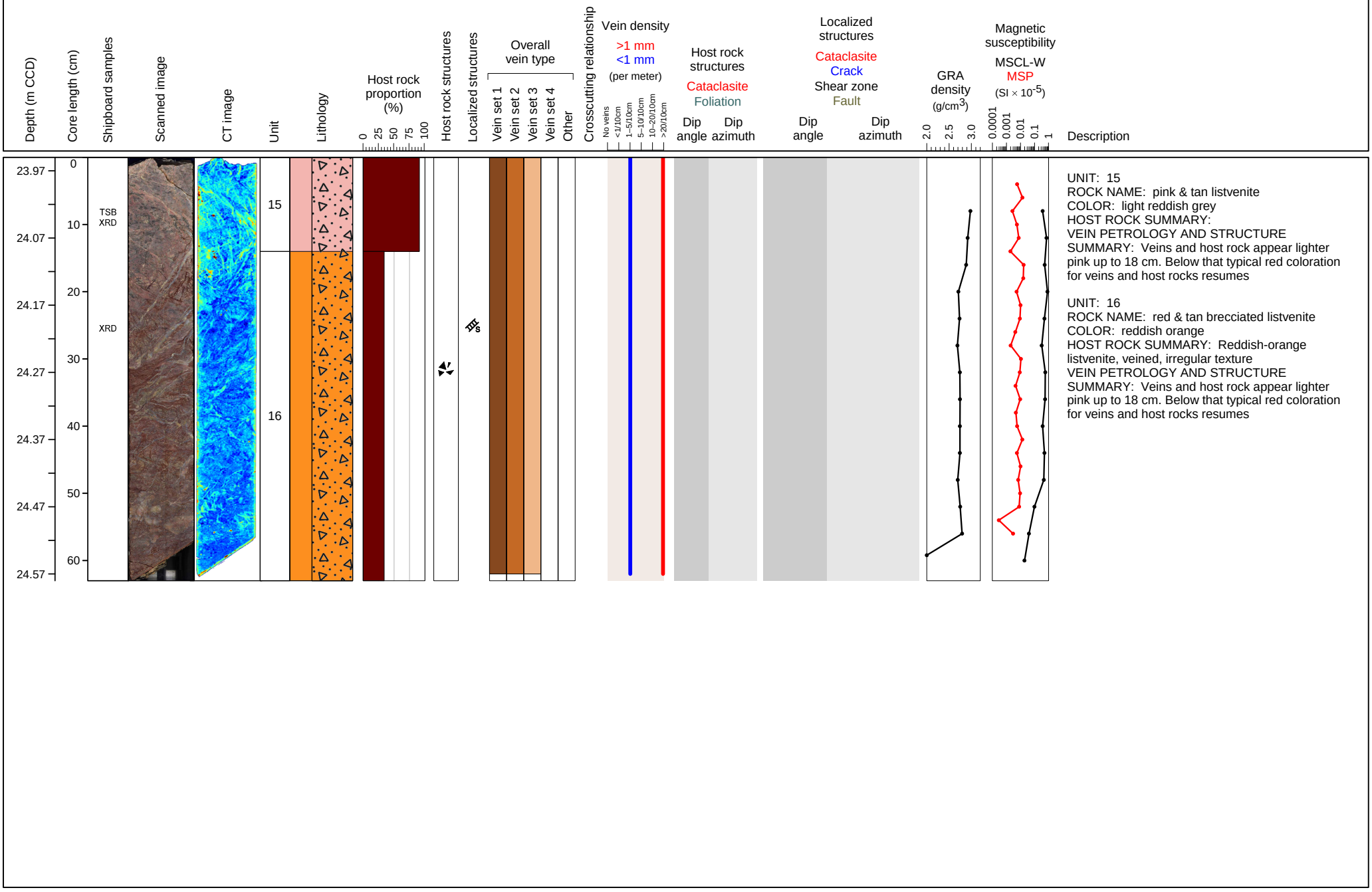

UNIT: 15
ROCK NAME: pink & tan listvenite
COLOR: light reddish grey
HOST ROCK SUMMARY:
VEIN PETROLOGY AND STRUCTURE SUMMARY: Veins and host rock appear lighter pink up to 18 cm. Below that typical red coloration for veins and host rocks resumes

UNIT: 16
ROCK NAME: red & tan brecciated listvenite
COLOR: reddish orange
HOST ROCK SUMMARY: Reddish-orange listvenite, veined, irregular texture
VEIN PETROLOGY AND STRUCTURE SUMMARY: Veins and host rock appear lighter pink up to 18 cm. Below that typical red coloration for veins and host rocks resumes

Hole BT1B-14Z Section 2,Top of Section 24.58 (m CCD)

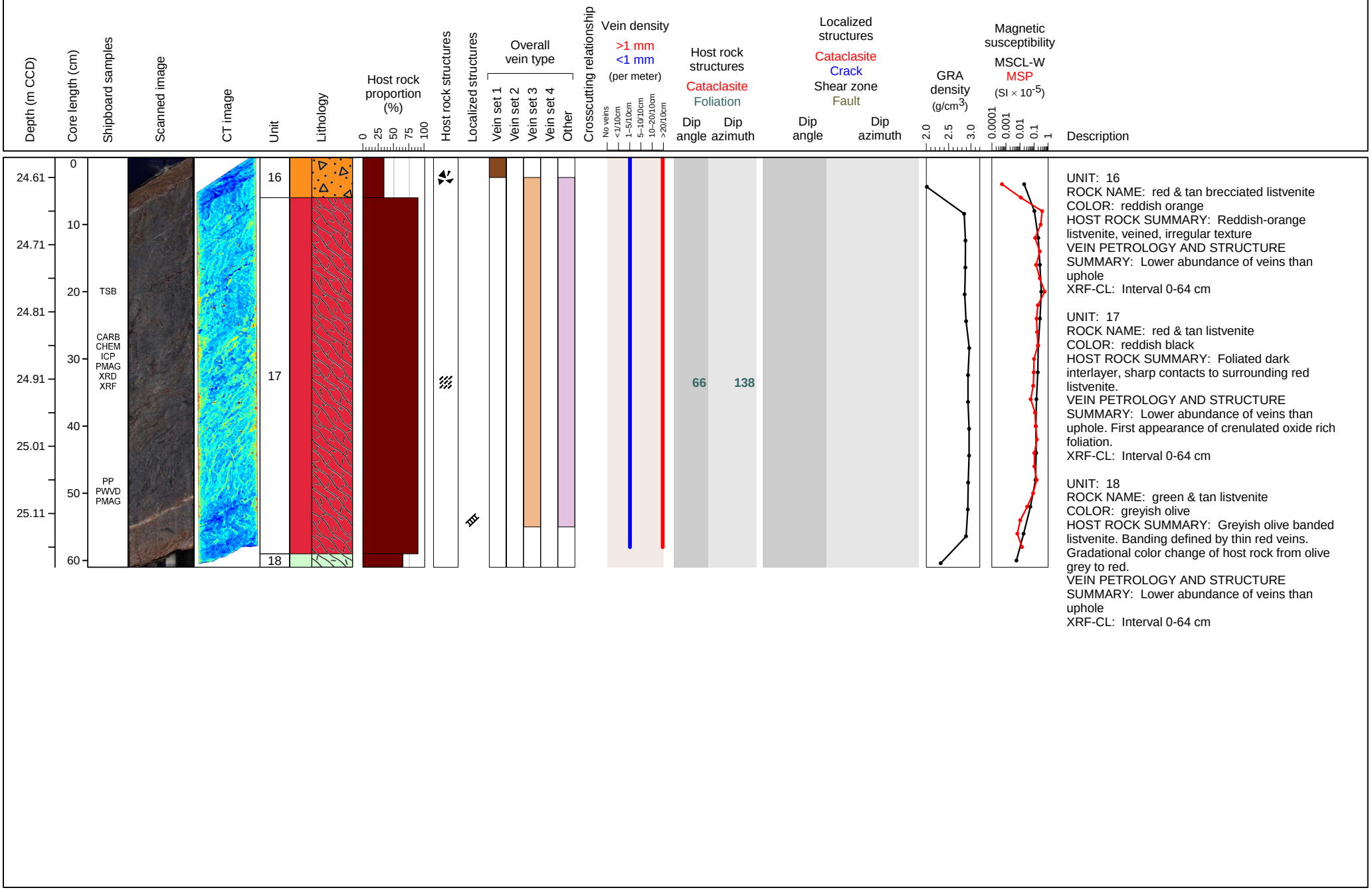

UNIT: 16
ROCK NAME: red & tan brecciated listvenite
COLOR: reddish orange
HOST ROCK SUMMARY: Reddish-orange listvenite, veined, irregular texture
VEIN PETROLOGY AND STRUCTURE SUMMARY: Lower abundance of veins than uphole
XRF-CL: Interval 0-64 cm

UNIT: 17
ROCK NAME: red & tan listvenite
COLOR: reddish black
HOST ROCK SUMMARY: Foliated dark interlayer, sharp contacts to surrounding red listvenite.
VEIN PETROLOGY AND STRUCTURE SUMMARY: Lower abundance of veins than uphole. First appearance of crenulated oxide rich foliation.
XRF-CL: Interval 0-64 cm

UNIT: 18
ROCK NAME: green & tan listvenite
COLOR: greyish olive
HOST ROCK SUMMARY: Greyish olive banded listvenite. Banding defined by thin red veins. Gradational color change of host rock from olive grey to red.
VEIN PETROLOGY AND STRUCTURE SUMMARY: Lower abundance of veins than uphole
XRF-CL: Interval 0-64 cm

Hole BT1B-14Z Section 3,Top of Section 25.19 (m CCD)

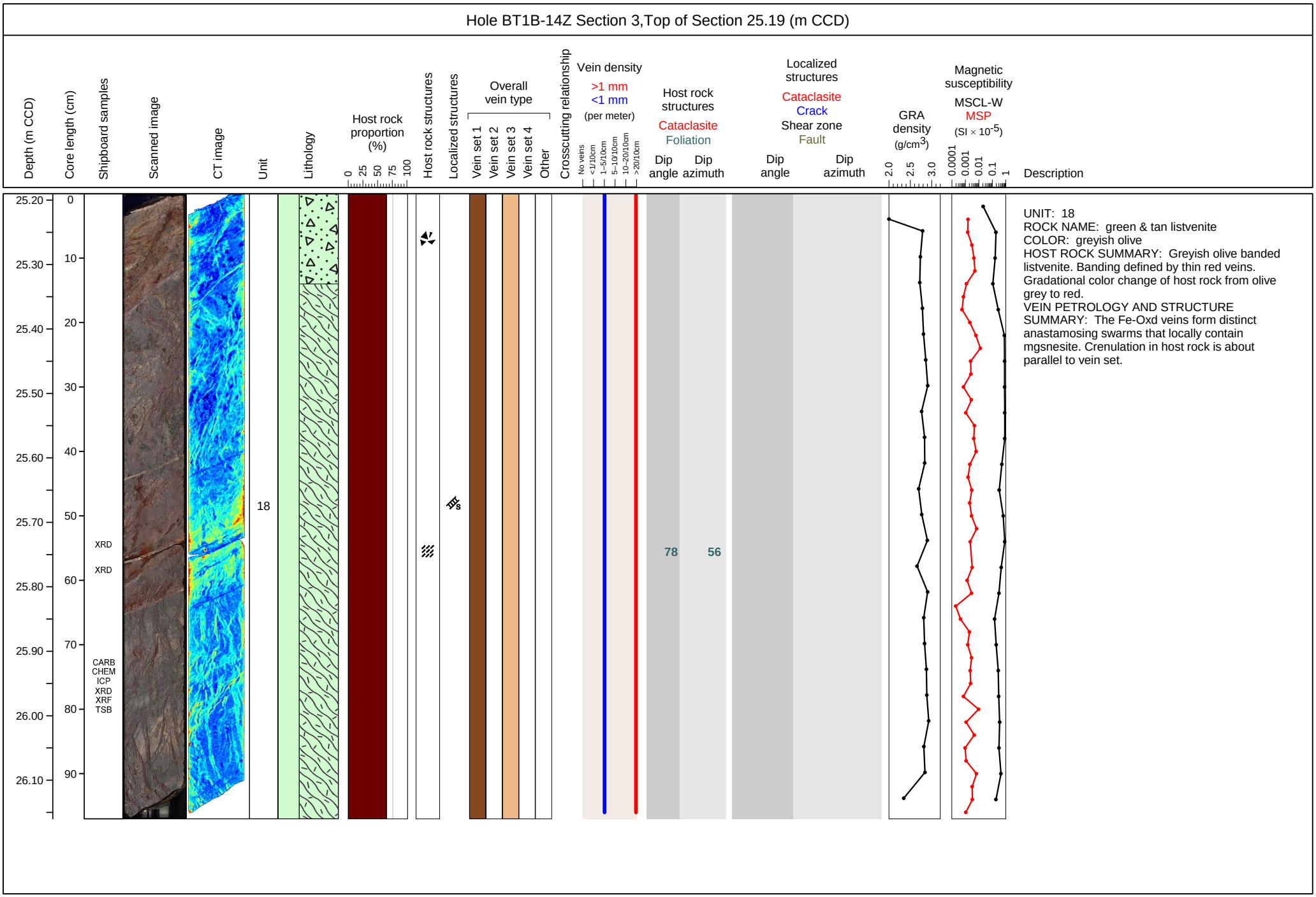

UNIT: 18
ROCK NAME: green & tan listvenite
COLOR: greyish olive
HOST ROCK SUMMARY: Greyish olive banded listvenite. Banding defined by thin red veins. Gradational color change of host rock from olive grey to red.
VEIN PETROLOGY AND STRUCTURE SUMMARY: The Fe-Oxd veins form distinct anastamosing swarms that locally contain mgsnesite. Crenulation in host rock is about parallel to vein set.

Hole BT1B-15Z Section 1,Top of Section 25.95 (m CCD)

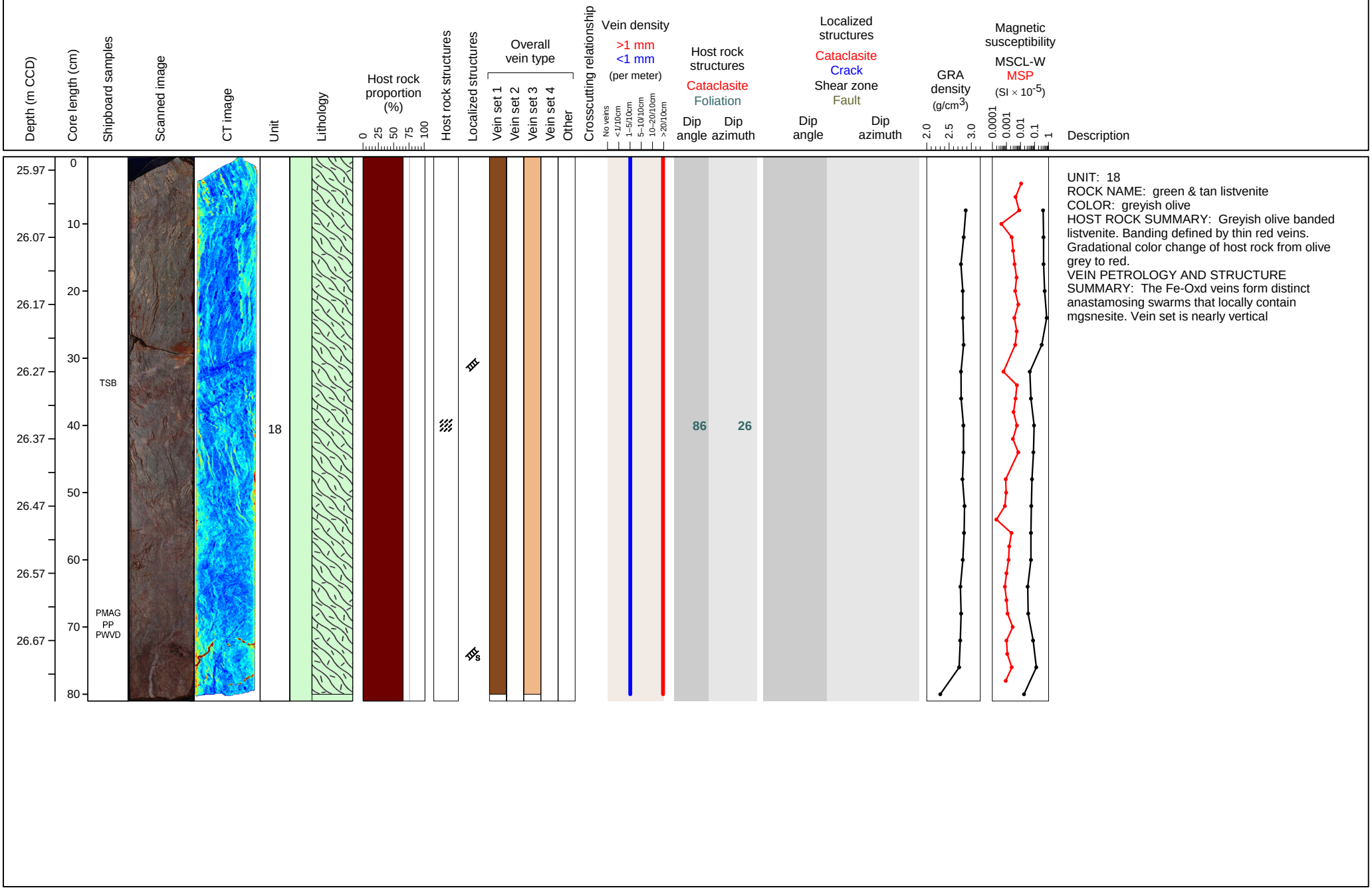

UNIT: 18
ROCK NAME: green & tan listvenite
COLOR: greyish olive
HOST ROCK SUMMARY: Greyish olive banded listvenite. Banding defined by thin red veins. Gradational color change of host rock from olive grey to red.
VEIN PETROLOGY AND STRUCTURE SUMMARY: The Fe-Oxd veins form distinct anastamosing swarms that locally contain mgsnesite. Vein set is nearly vertical

Hole BT1B-15Z Section 2,Top of Section 26.76 (m CCD)



UNIT: 18
ROCK NAME: green & tan listvenite
COLOR: greyish olive
HOST ROCK SUMMARY: Greyish olive banded listvenite. Banding defined by thin red veins. Gradational color change of host rock from olive grey to red.
VEIN PETROLOGY AND STRUCTURE SUMMARY: Dominated by sub-mm red goethite veins. Vein set is nearly vertical

Hole BT1B-16Z Section 1,Top of Section 27.00 (m CCD)

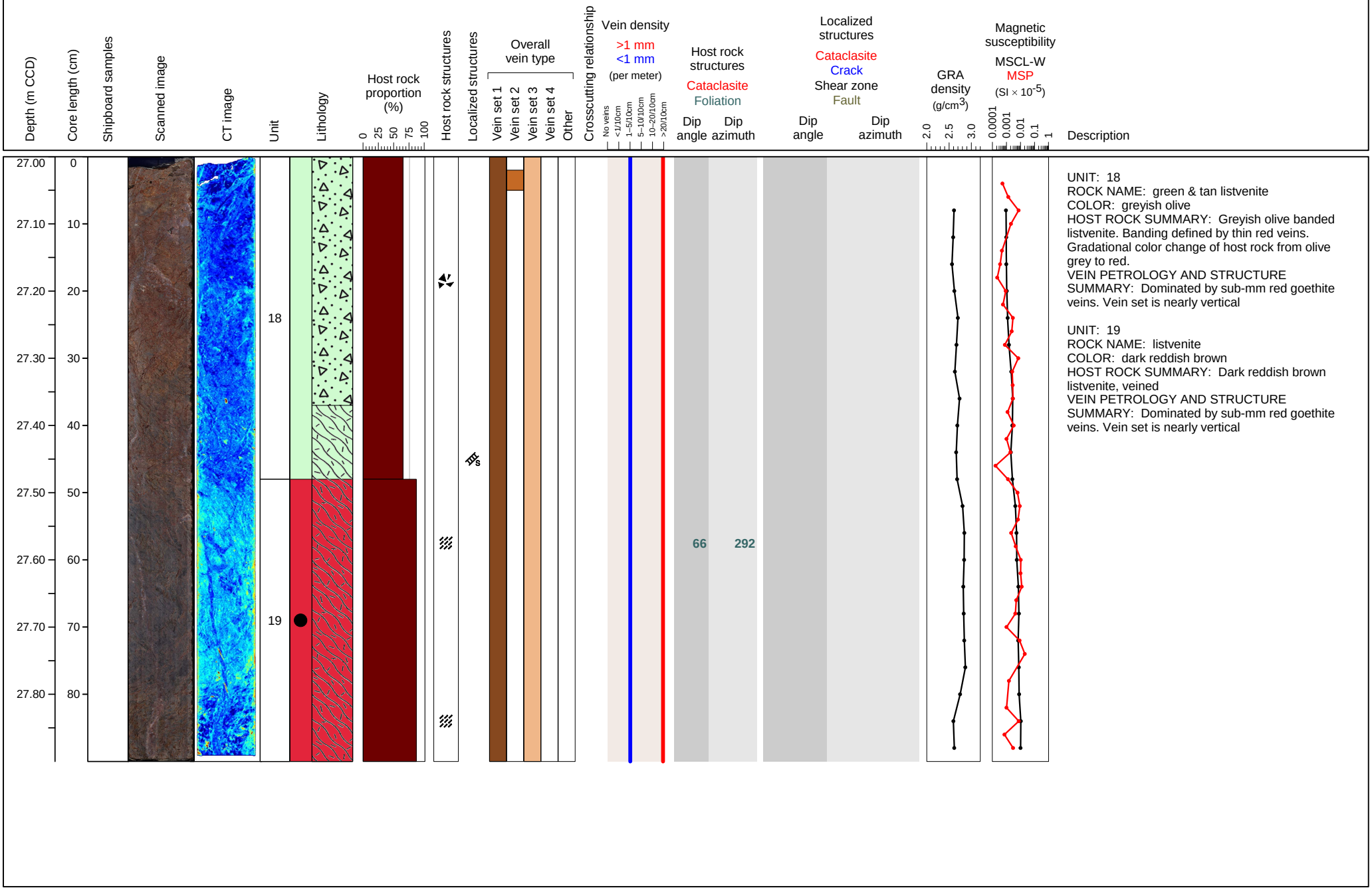

UNIT: 18
ROCK NAME: green & tan listvenite
COLOR: greyish olive
HOST ROCK SUMMARY: Greyish olive banded listvenite. Banding defined by thin red veins. Gradational color change of host rock from olive grey to red.
VEIN PETROLOGY AND STRUCTURE SUMMARY: Dominated by sub-mm red goethite veins. Vein set is nearly vertical

UNIT: 19
ROCK NAME: listvenite
COLOR: dark reddish brown
HOST ROCK SUMMARY: Dark reddish brown listvenite, veined
VEIN PETROLOGY AND STRUCTURE SUMMARY: Dominated by sub-mm red goethite veins. Vein set is nearly vertical

Hole BT1B-16Z Section 2,Top of Section 27.90 (m CCD)



UNIT: 19
ROCK NAME: listvenite
COLOR: dark reddish brown
HOST ROCK SUMMARY: Dark reddish brown listvenite, veined
VEIN PETROLOGY AND STRUCTURE SUMMARY: Red veining less pronounced, complex bands and layers apparent in listvenite, these were not described as veins. Vein set nearly vertical

Hole BT1B-16Z Section 3,Top of Section 28.81 (m CCD)



UNIT: 19
ROCK NAME: listvenite
COLOR: dark reddish brown
HOST ROCK SUMMARY: Dark reddish brown listvenite, veined
VEIN PETROLOGY AND STRUCTURE SUMMARY: Red veining dominant, complex bands and layers apparent in listvenite, these were not described as veins. Vein set is nearly vertical
XRF-CL: Interval 7-40 cm

Hole BT1B-16Z Section 4,Top of Section 29.45 (m CCD)



UNIT: 19
ROCK NAME: listvenite
COLOR: dark reddish brown
HOST ROCK SUMMARY: Dark reddish brown listvenite, veined
VEIN PETROLOGY AND STRUCTURE SUMMARY: Red veining dominant, complex bands and layers apparent in listvenite, these were not described as veins. Vein set is nearly vertical

Hole BT1B-17Z Section 1,Top of Section 30.05 (m CCD)

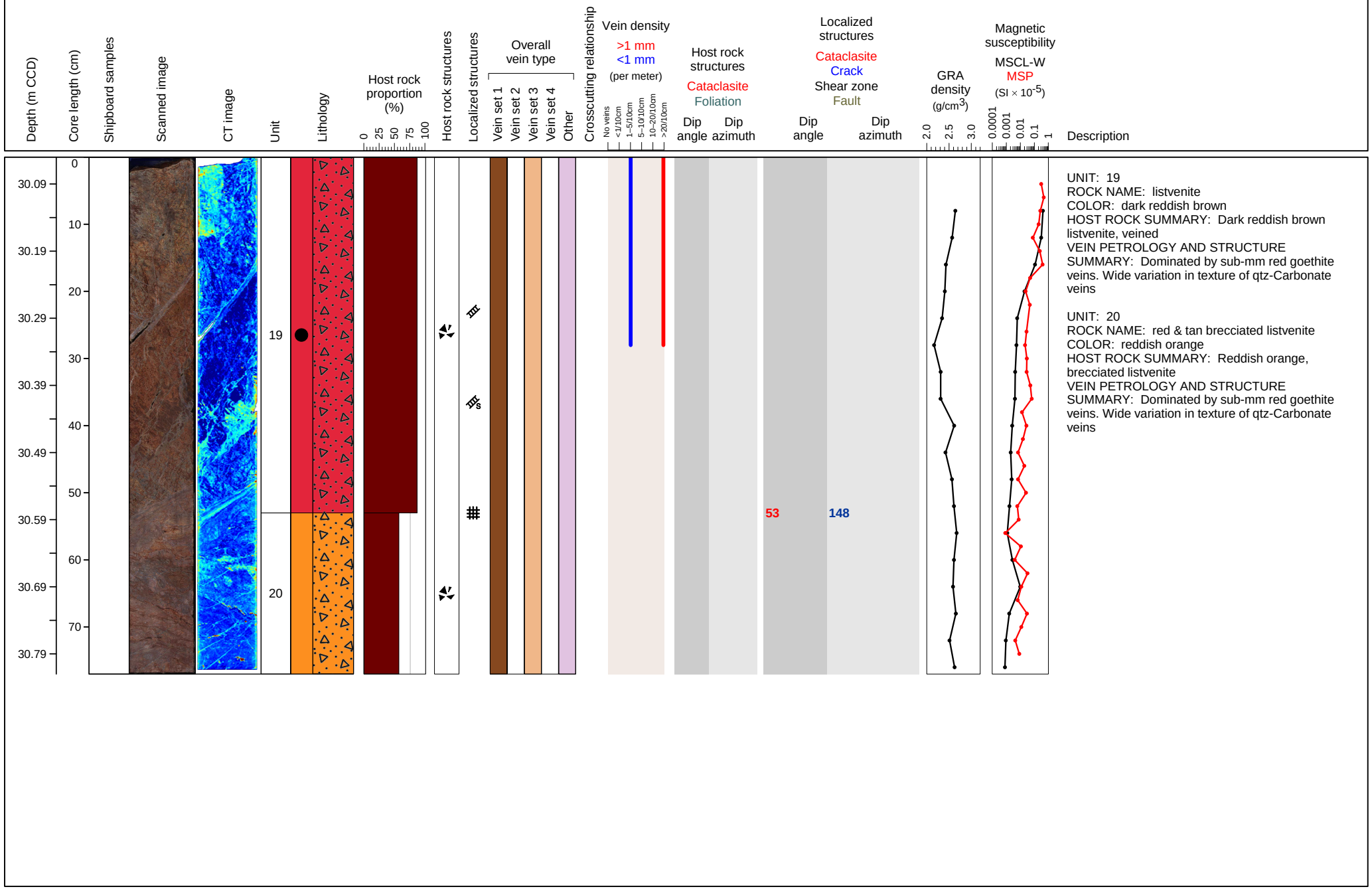

UNIT: 19
ROCK NAME: listvenite
COLOR: dark reddish brown
HOST ROCK SUMMARY: Dark reddish brown listvenite, veined
VEIN PETROLOGY AND STRUCTURE SUMMARY: Dominated by sub-mm red goethite veins. Wide variation in texture of qtz-Carbonate veins

UNIT: 20
ROCK NAME: red & tan brecciated listvenite
COLOR: reddish orange
HOST ROCK SUMMARY: Reddish orange, brecciated listvenite
VEIN PETROLOGY AND STRUCTURE SUMMARY: Dominated by sub-mm red goethite veins. Wide variation in texture of qtz-Carbonate veins

Hole BT1B-17Z Section 2,Top of Section 30.83 (m CCD)

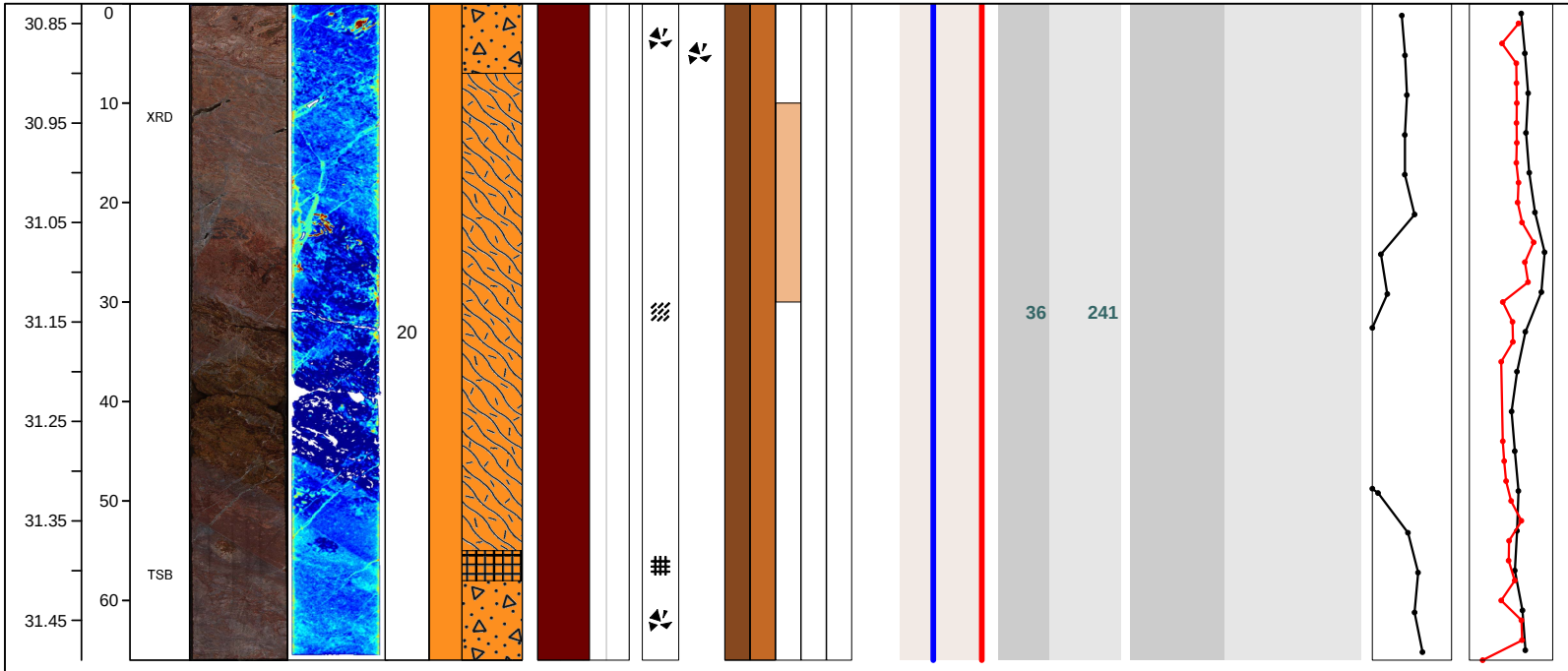

UNIT: 20
ROCK NAME: red & tan brecciated listvenite
COLOR: reddish orange
HOST ROCK SUMMARY: Reddish orange, brecciated listvenite
VEIN PETROLOGY AND STRUCTURE SUMMARY: Red veining dominant. Highly oxidized and porous weathered horizon adjacent to two fractures 31-52 cm. Relatively large cataclasite/breccia zone from base of weathered horizon to end of section.

Hole BT1B-17Z Section 3,Top of Section 31.50 (m CCD)

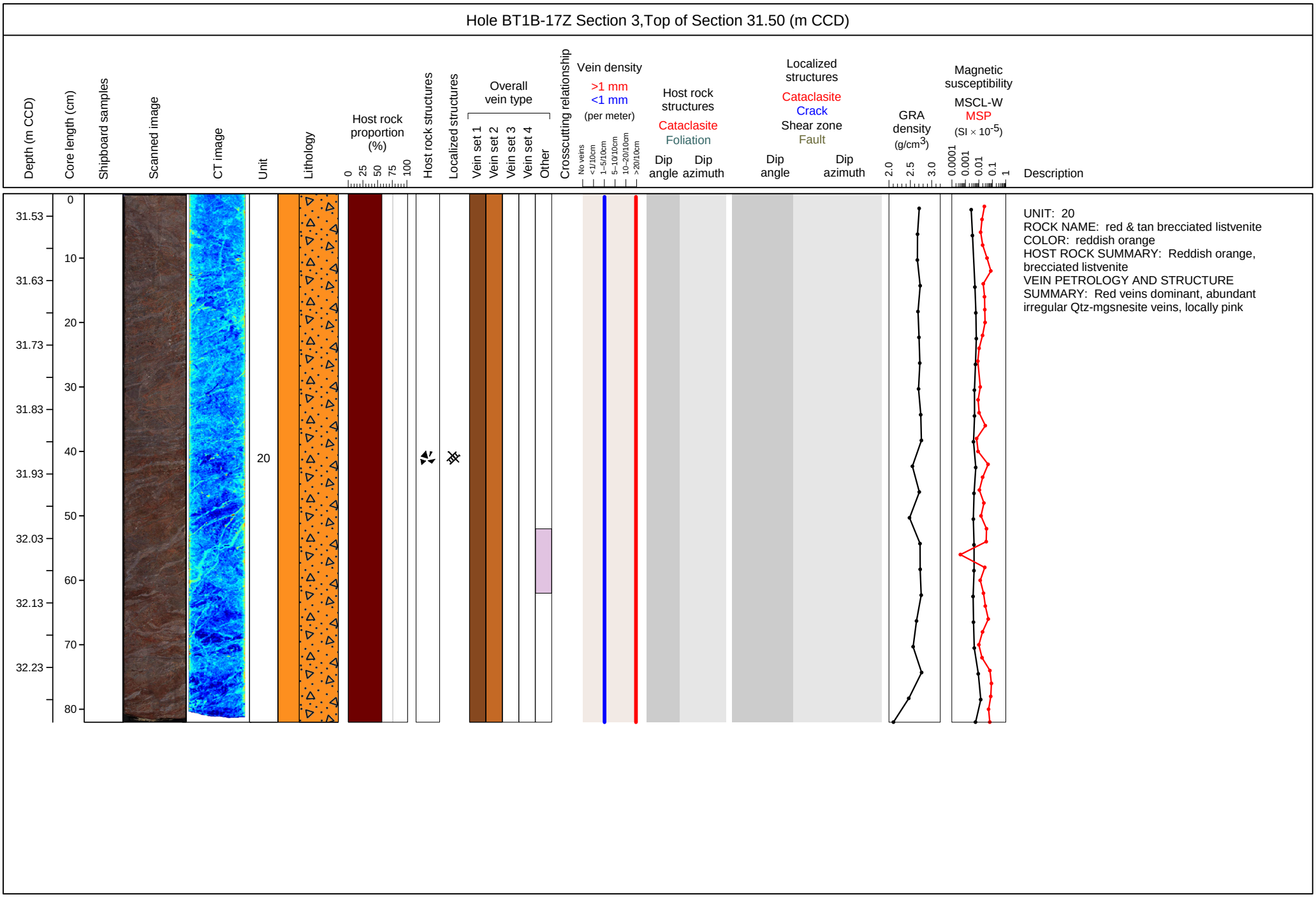

UNIT: 20
ROCK NAME: red & tan brecciated listvenite
COLOR: reddish orange
HOST ROCK SUMMARY: Reddish orange, brecciated listvenite
VEIN PETROLOGY AND STRUCTURE SUMMARY: Red veins dominant, abundant irregular Qtz-mgsnesite veins, locally pink

Hole BT1B-17Z Section 4,Top of Section 32.32 (m CCD)

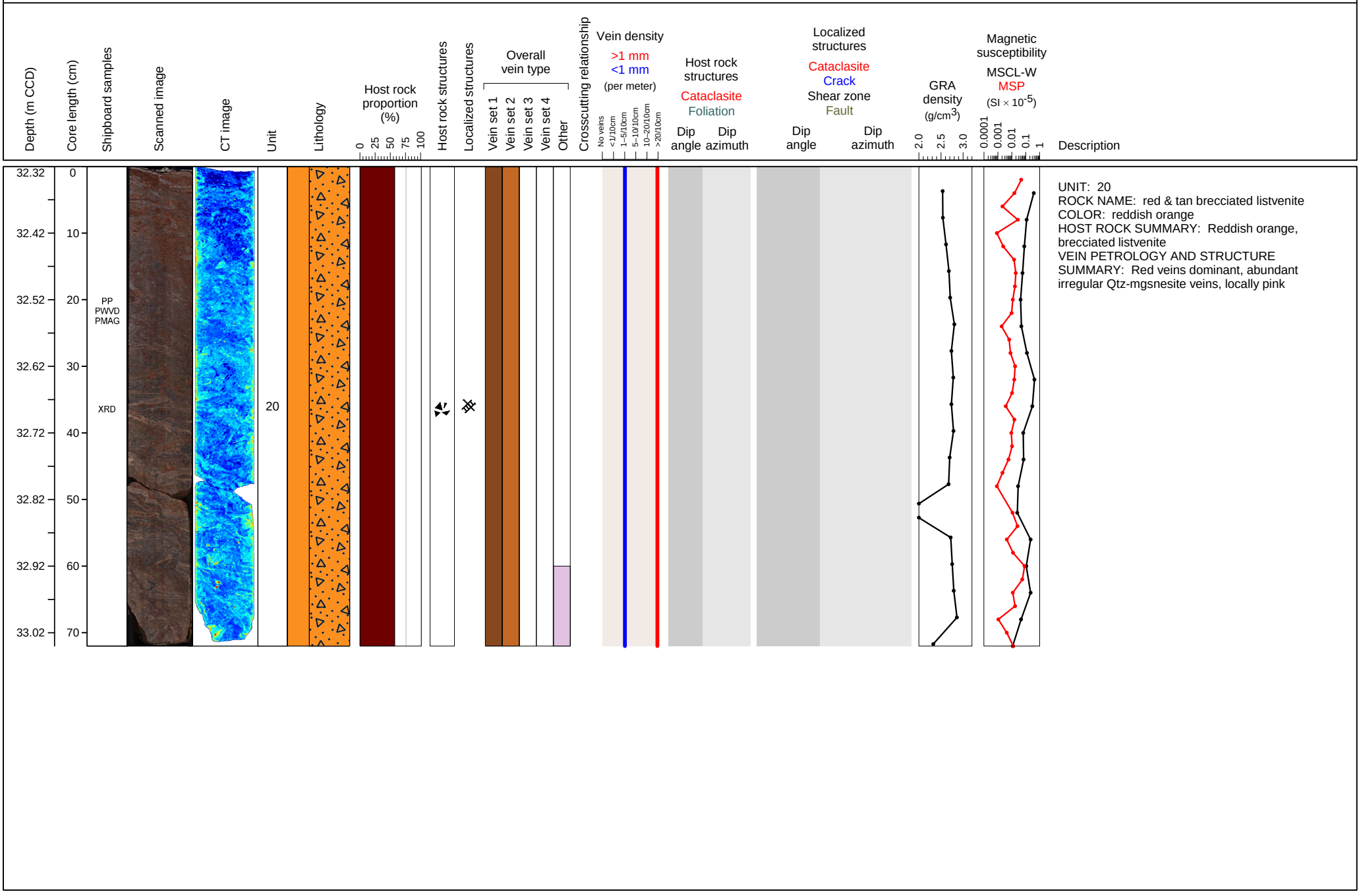

UNIT: 20
ROCK NAME: red & tan brecciated listvenite
COLOR: reddish orange
HOST ROCK SUMMARY: Reddish orange, brecciated listvenite
VEIN PETROLOGY AND STRUCTURE SUMMARY: Red veins dominant, abundant irregular Qtz-mgsnesite veins, locally pink

Hole BT1B-18Z Section 1,Top of Section 33.10 (m CCD)



UNIT: 20
ROCK NAME: red & tan brecciated listvenite
COLOR: reddish orange
HOST ROCK SUMMARY: Reddish orange, brecciated listvenite
VEIN PETROLOGY AND STRUCTURE SUMMARY: Most of the section is breccia containing only thin red veins and perhaps Qtz-mgs vein fragments

UNIT: 21
ROCK NAME: red & tan listvenite
COLOR: reddish orange
HOST ROCK SUMMARY: Reddish orange, weakly foliated listvenite
VEIN PETROLOGY AND STRUCTURE SUMMARY: Most of the section is breccia containing only thin red veins and perhaps Qtz-mgs vein fragments

Hole BT1B-18Z Section 2,Top of Section 34.07 (m CCD)

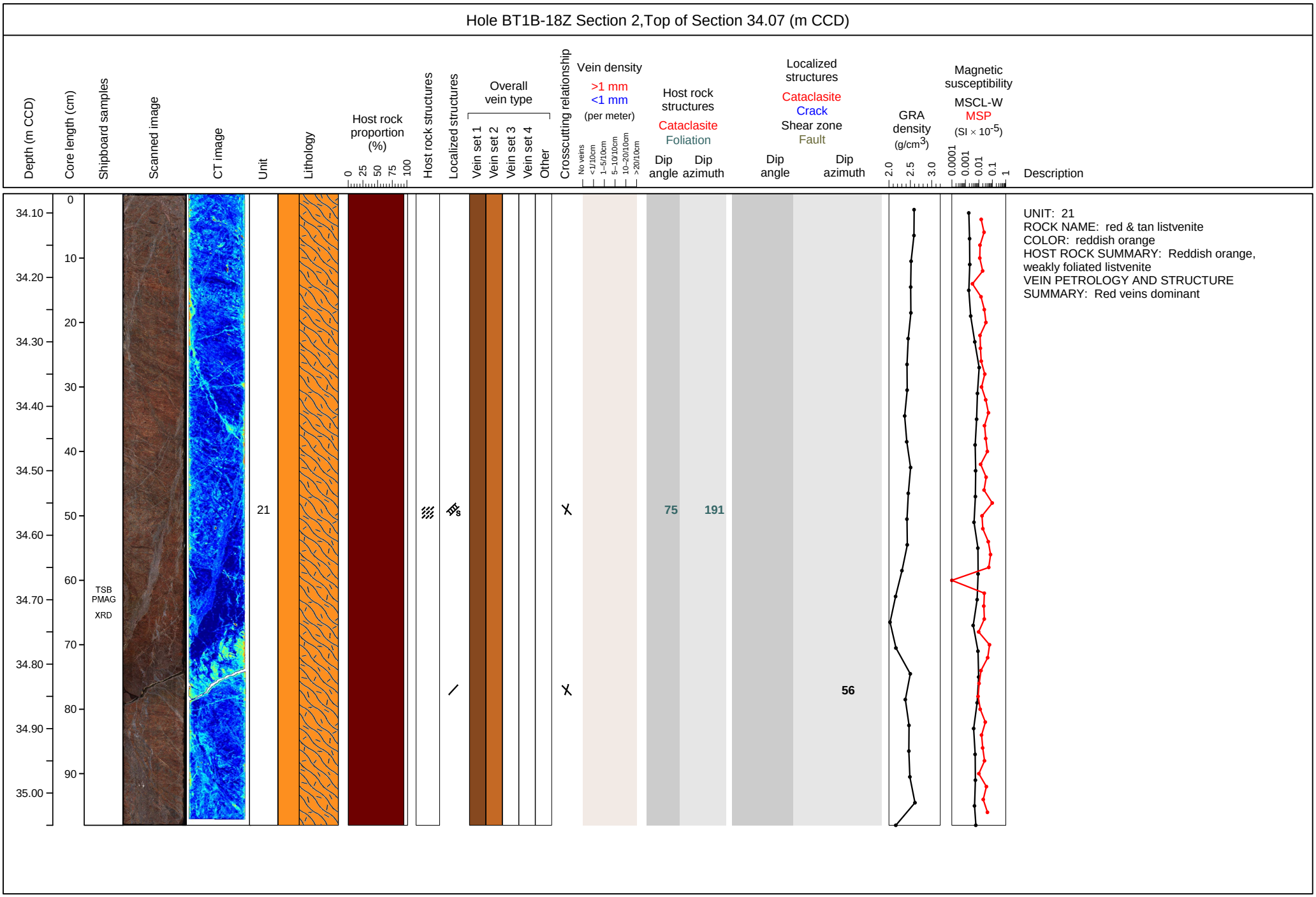

Hole BT1B-18Z Section 3,Top of Section 35.06 (m CCD)

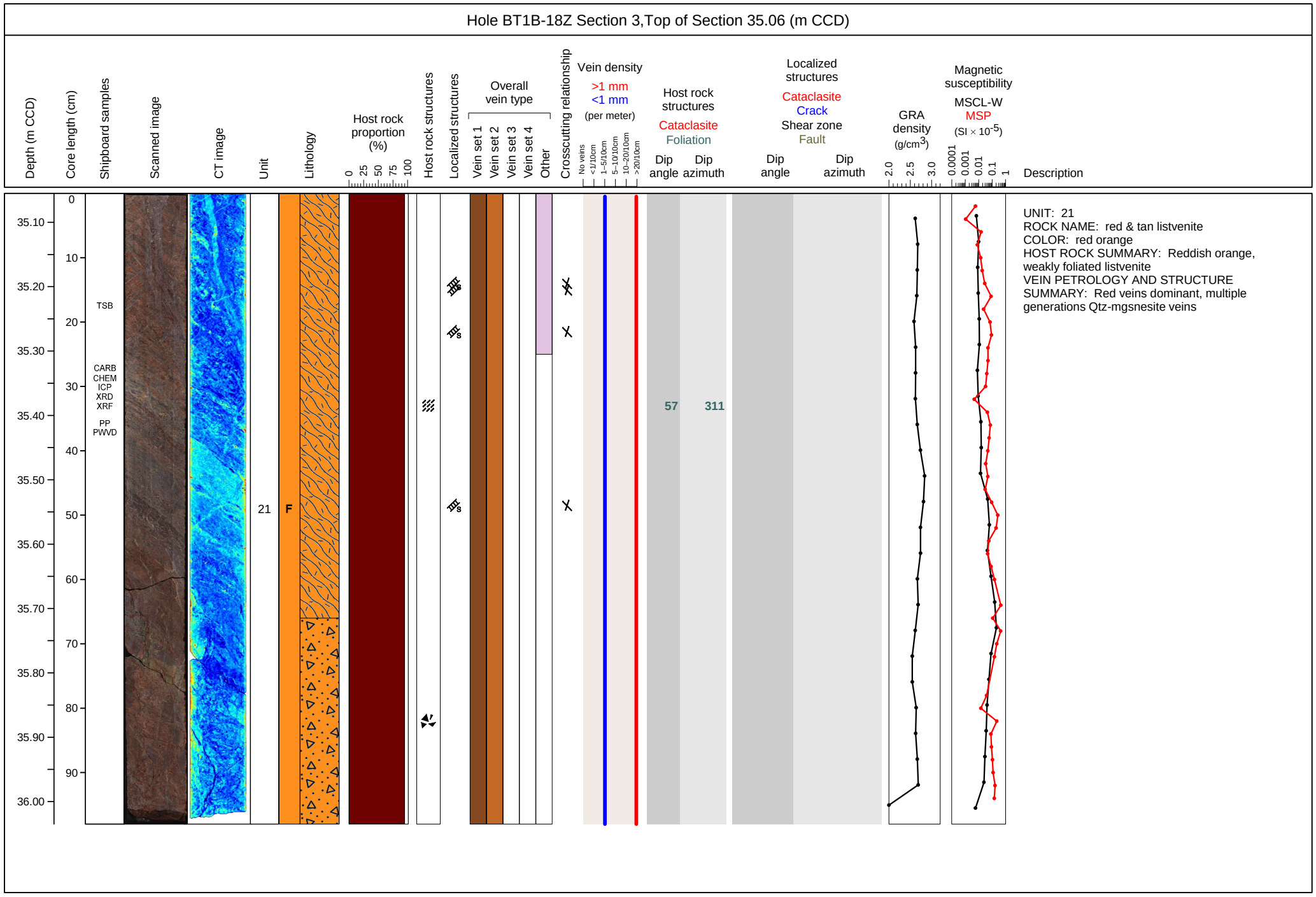

UNIT: 21
ROCK NAME: red & tan listvenite
COLOR: red orange
HOST ROCK SUMMARY: Reddish orange, weakly foliated listvenite
VEIN PETROLOGY AND STRUCTURE SUMMARY: Red veins dominant, multiple generations Qtz-mgsnesite veins

Hole BT1B-19Z Section 1,Top of Section 36.15 (m CCD)



UNIT: 21
ROCK NAME: red & tan listvenite
COLOR: red orange
HOST ROCK SUMMARY: Reddish orange, weakly foliated listvenite
VEIN PETROLOGY AND STRUCTURE SUMMARY: Red veins dominant, multiple generations Qtz-mgsnesite veins

Hole BT1B-19Z Section 2,Top of Section 37.14 (m CCD)

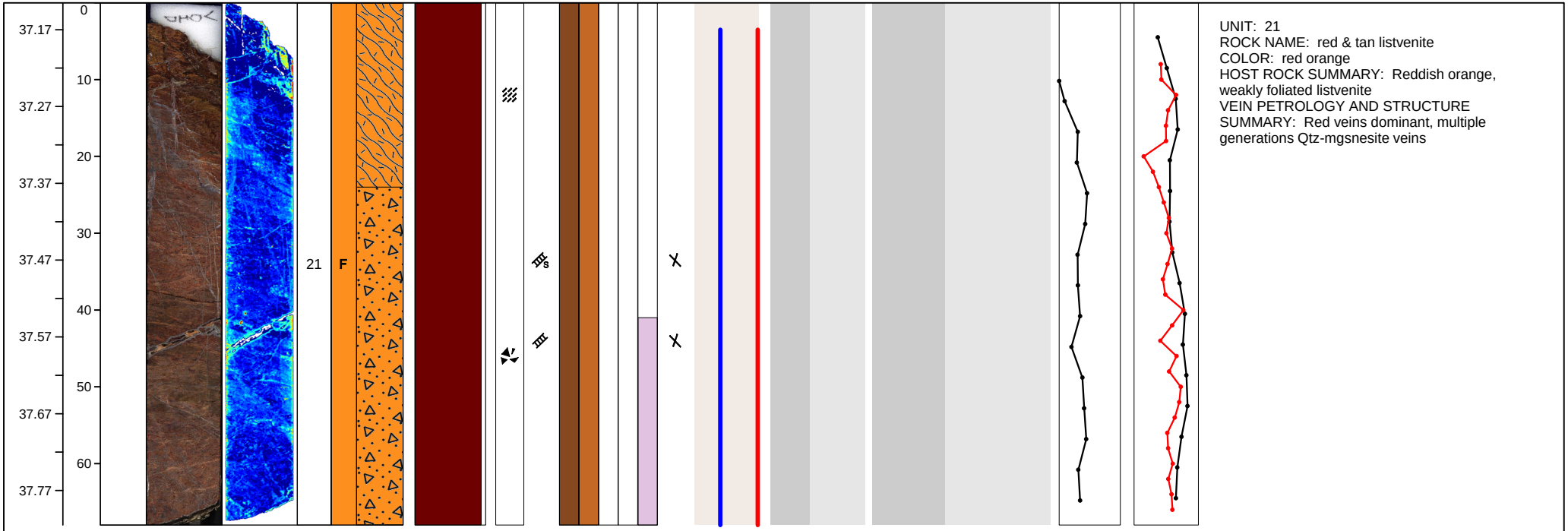

UNIT: 21
ROCK NAME: red & tan listvenite
COLOR: red orange
HOST ROCK SUMMARY: Reddish orange, weakly foliated listvenite
VEIN PETROLOGY AND STRUCTURE SUMMARY: Red veins dominant, multiple generations Qtz-mgsnesite veins

Hole BT1B-19Z Section 3,Top of Section 37.82 (m CCD)

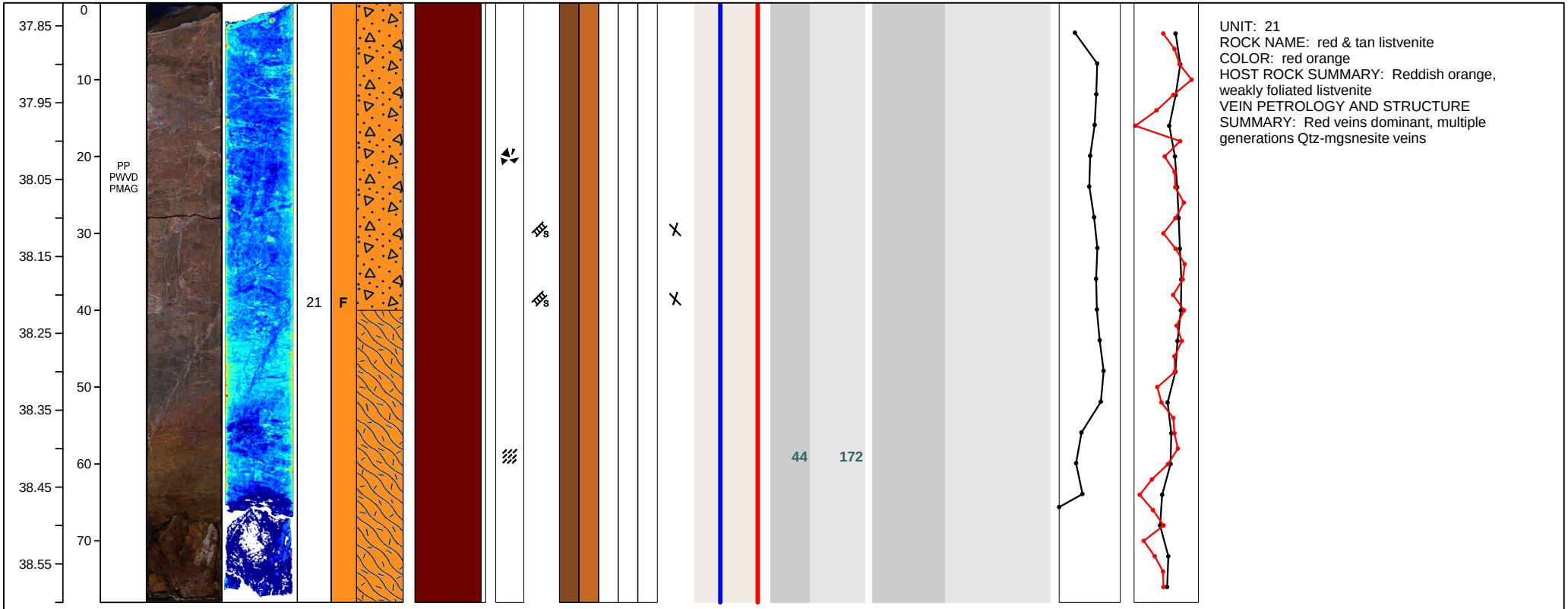

UNIT: 21
ROCK NAME: red & tan listvenite
COLOR: red orange
HOST ROCK SUMMARY: Reddish orange, weakly foliated listvenite
VEIN PETROLOGY AND STRUCTURE SUMMARY: Red veins dominant, multiple generations Qtz-mgsnesite veins

Hole BT1B-19Z Section 4,Top of Section 38.61 (m CCD)

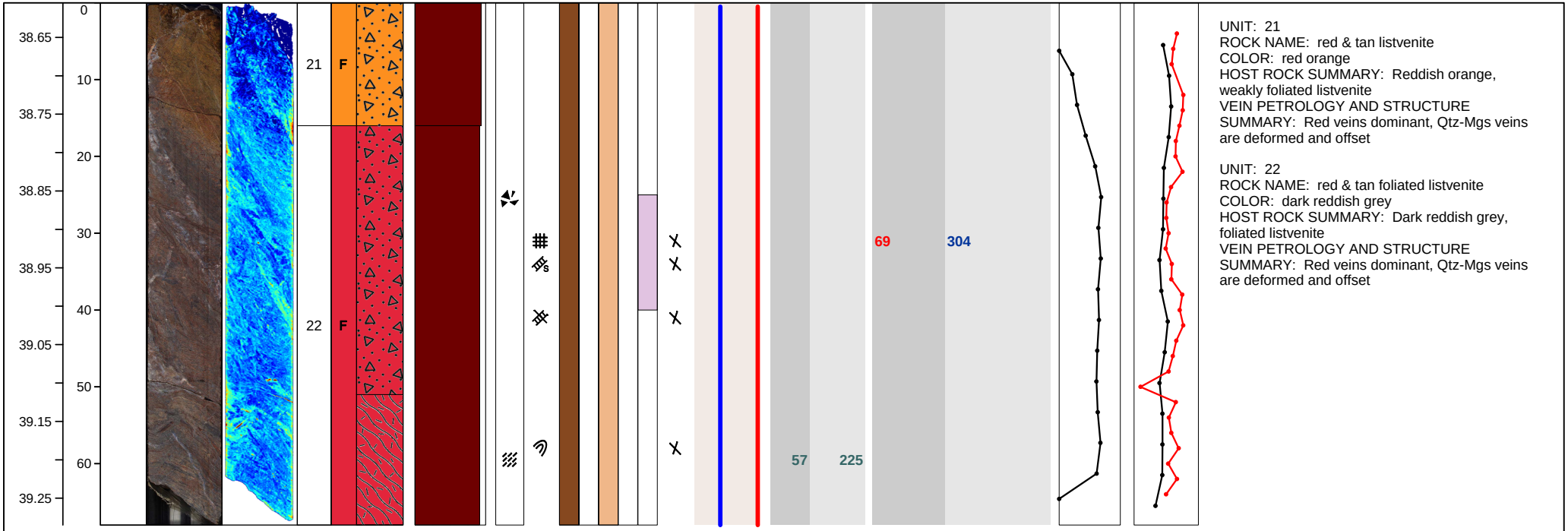

UNIT: 21
ROCK NAME: red & tan listvenite
COLOR: red orange
HOST ROCK SUMMARY: Reddish orange, weakly foliated listvenite
VEIN PETROLOGY AND STRUCTURE SUMMARY: Red veins dominant, Qtz-Mgs veins are deformed and offset

UNIT: 22
ROCK NAME: red & tan foliated listvenite
COLOR: dark reddish grey
HOST ROCK SUMMARY: Dark reddish grey, foliated listvenite
VEIN PETROLOGY AND STRUCTURE SUMMARY: Red veins dominant, Qtz-Mgs veins are deformed and offset

Hole BT1B-20Z Section 1,Top of Section 39.20 (m CCD)



UNIT: 22
ROCK NAME: red & tan foliated listvenite
COLOR: dark reddish grey
HOST ROCK SUMMARY: Dark reddish grey, foliated listvenite
VEIN PETROLOGY AND STRUCTURE SUMMARY: Red veins dominant, Qtz-Mgs veins are deformed and offset, red veins more discret and oriented towards the bottom of the seciton
XRF-CL: Interval 78-83 cm

Hole BT1B-20Z Section 2,Top of Section 40.20 (m CCD)

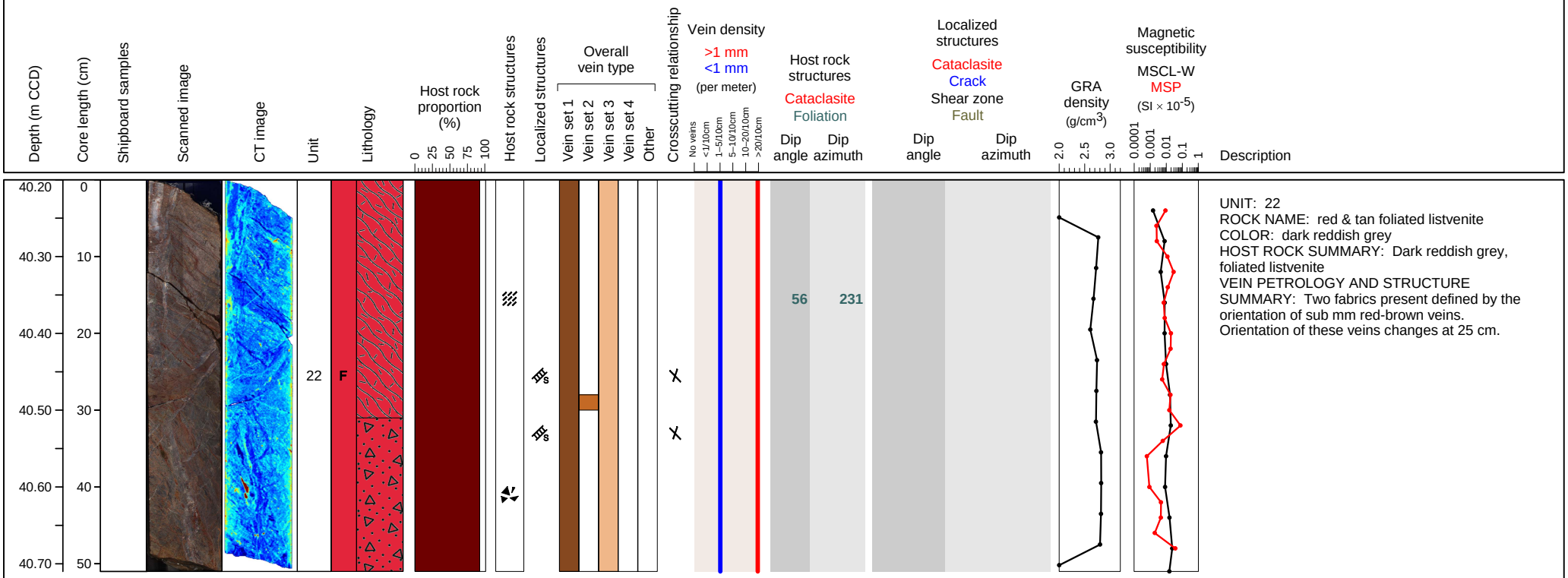

UNIT: 22
ROCK NAME: red & tan foliated listvenite
COLOR: dark reddish grey
HOST ROCK SUMMARY: Dark reddish grey, foliated listvenite
VEIN PETROLOGY AND STRUCTURE SUMMARY: Two fabrics present defined by the orientation of sub mm red-brown veins. Orientation of these veins changes at 25 cm.

Hole BT1B-20Z Section 3,Top of Section 40.72 (m CCD)

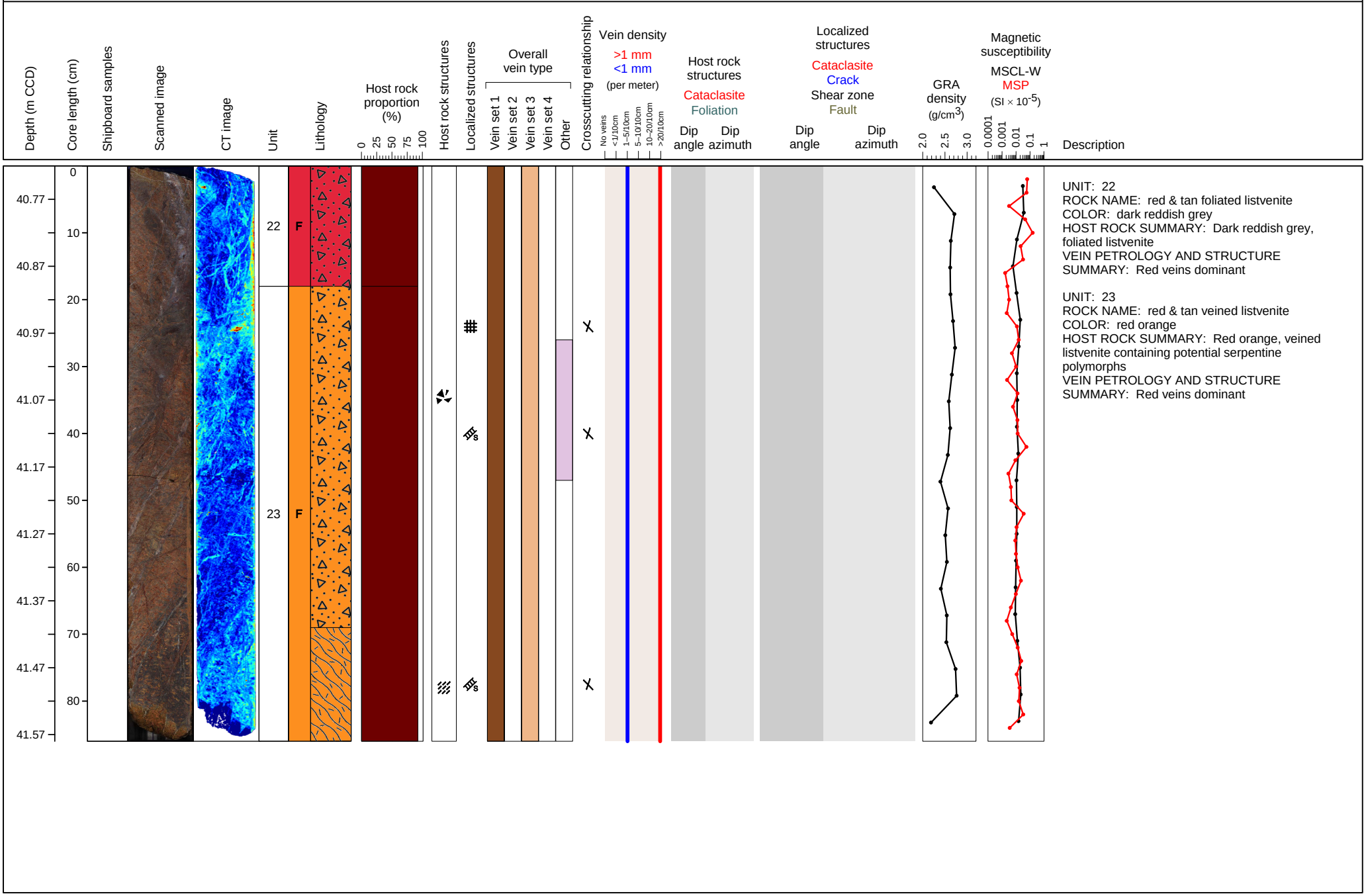

UNIT: 22
ROCK NAME: red & tan foliated listvenite
COLOR: dark reddish grey
HOST ROCK SUMMARY: Dark reddish grey, foliated listvenite
VEIN PETROLOGY AND STRUCTURE SUMMARY: Red veins dominant

UNIT: 23
ROCK NAME: red & tan veined listvenite
COLOR: red orange
HOST ROCK SUMMARY: Red orange, veined listvenite containing potential serpentine polymorphs
VEIN PETROLOGY AND STRUCTURE SUMMARY: Red veins dominant

Hole BT1B-20Z Section 4,Top of Section 41.59 (m CCD)



UNIT: 23
ROCK NAME: red & tan veined listvenite
COLOR: red orange
HOST ROCK SUMMARY: Red orange, veined listvenite containing potential serpentine polymorphs
VEIN PETROLOGY AND STRUCTURE SUMMARY: Red veins dominant

Hole BT1B-21Z Section 1,Top of Section 42.25 (m CCD)



UNIT: 23
ROCK NAME: red & tan veined listvenite
COLOR: red orange
HOST ROCK SUMMARY: Red orange, veined listvenite containing potential serpentine polymorphs
VEIN PETROLOGY AND STRUCTURE SUMMARY: Section highly weathered; red veins indistinct; carb+qtz veins weathered.

Hole BT1B-21Z Section 2,Top of Section 43.10 (m CCD)



UNIT: 24
ROCK NAME: red & tan foliated listvenite
COLOR: dark reddish grey
HOST ROCK SUMMARY: Dark reddish grey, moderately foliated listvenite unit containing a strongly foliated and folded grey gneissic subunit. Parts of the core contain patches resembling altered harzburgite.
VEIN PETROLOGY AND STRUCTURE SUMMARY: Section highly weathered; red veins indistinct; carb+qtz veins weathered.

Hole BT1B-21Z Section 3,Top of Section 44.04 (m CCD)



UNIT: 24
ROCK NAME: red & tan foliated listvenite
COLOR: dark reddish grey
HOST ROCK SUMMARY: Dark reddish grey, moderately foliated listvenite unit containing a strongly foliated and folded grey gneissic subunit. Parts of the core contain patches resembling altered harzburgite.
VEIN PETROLOGY AND STRUCTURE SUMMARY: Veining much less intense.

Hole BT1B-21Z Section 4,Top of Section 44.74 (m CCD)

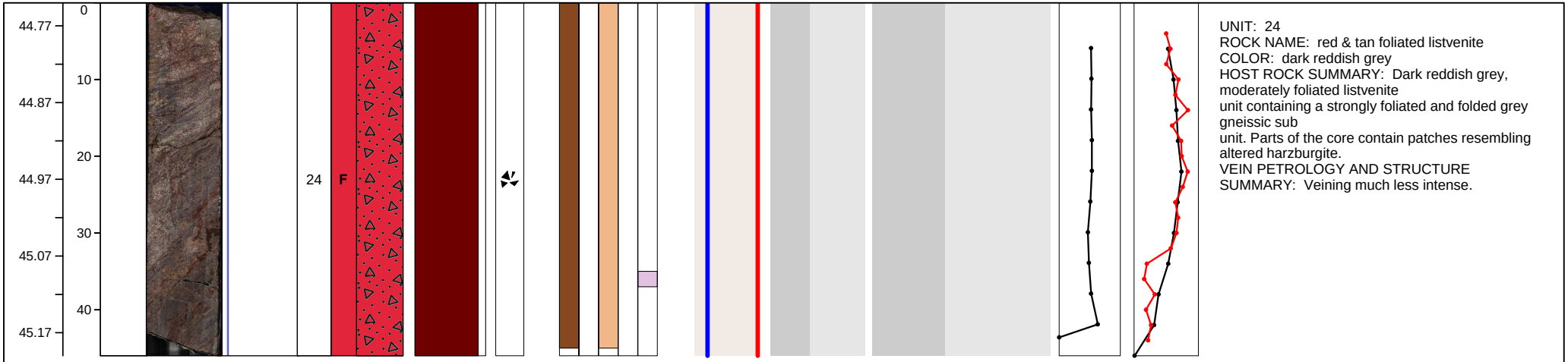

UNIT: 24
ROCK NAME: red & tan foliated listvenite
COLOR: dark reddish grey
HOST ROCK SUMMARY: Dark reddish grey, moderately foliated listvenite unit containing a strongly foliated and folded grey gneissic sub unit. Parts of the core contain patches resembling altered harzburgite.
VEIN PETROLOGY AND STRUCTURE SUMMARY: Veining much less intense.

Hole BT1B-22Z Section 1,Top of Section 45.30 (m CCD)

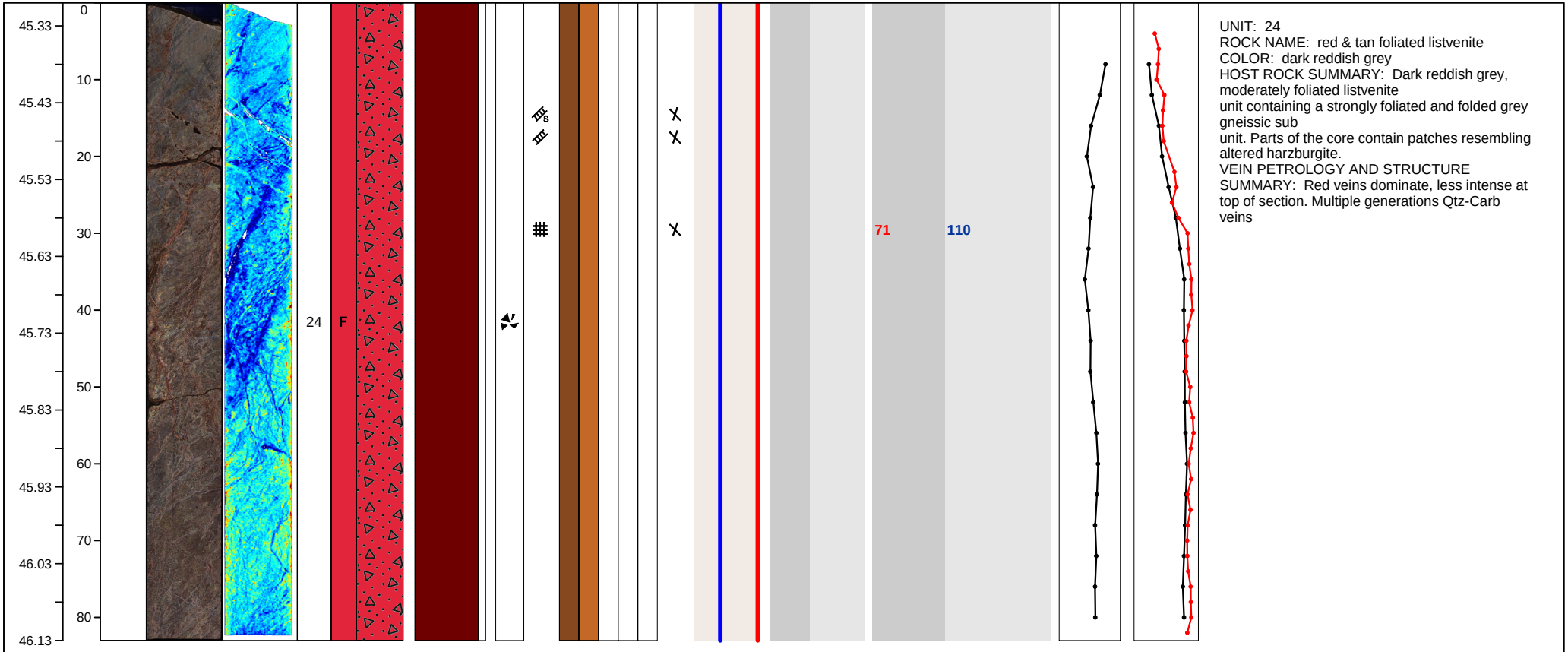

UNIT: 24
ROCK NAME: red & tan foliated listvenite
COLOR: dark reddish grey
HOST ROCK SUMMARY: Dark reddish grey, moderately foliated listvenite
unit containing a strongly foliated and folded grey gneissic sub
unit. Parts of the core contain patches resembling altered harzburgite.
VEIN PETROLOGY AND STRUCTURE SUMMARY: Red veins dominate, less intense at top of section. Multiple generations Qtz-Carb veins

Hole BT1B-22Z Section 2,Top of Section 46.14 (m CCD)

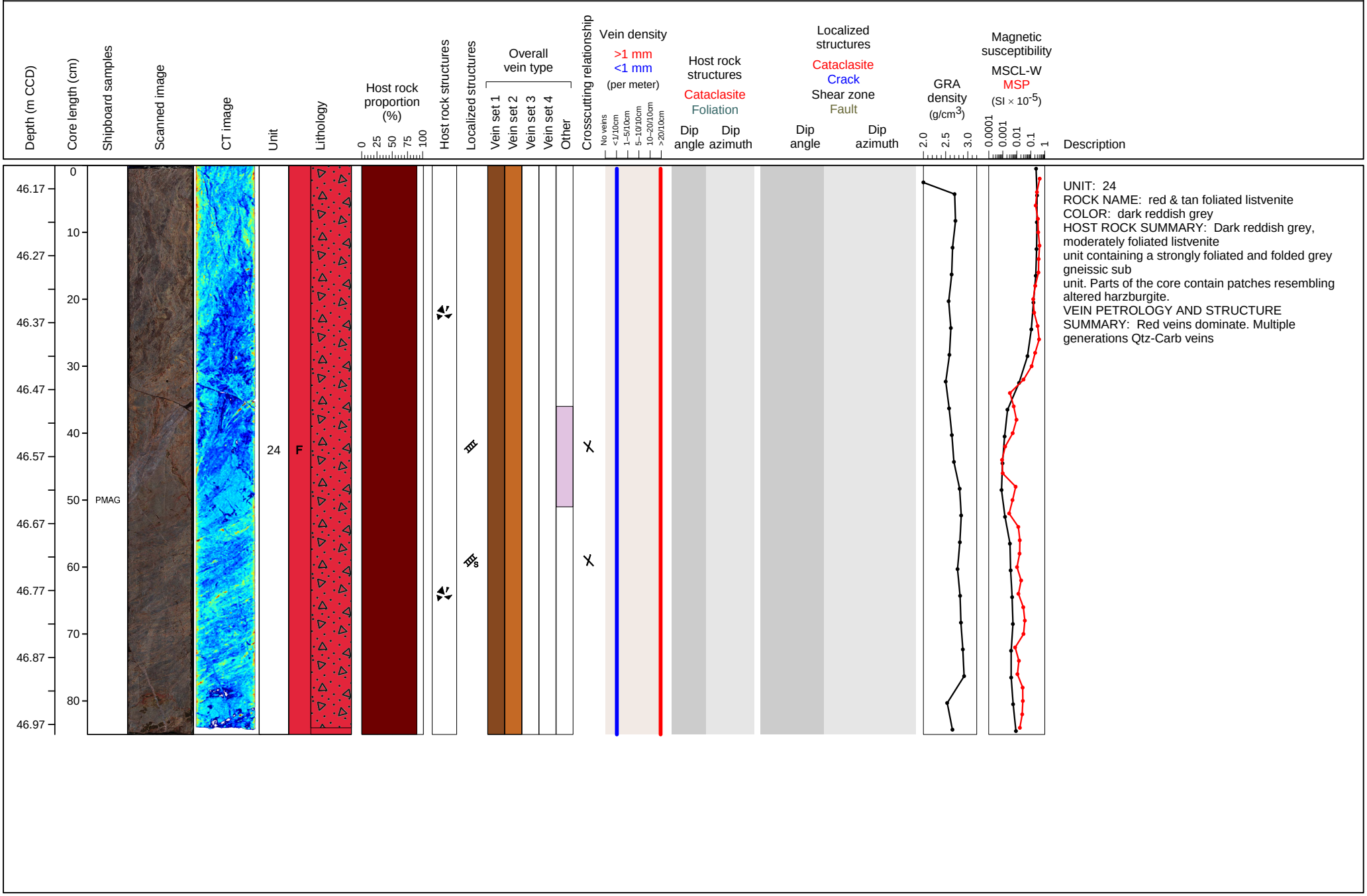

UNIT: 24
ROCK NAME: red & tan foliated listvenite
COLOR: dark reddish grey
HOST ROCK SUMMARY: Dark reddish grey, moderately foliated listvenite
unit containing a strongly foliated and folded grey gneissic sub
unit. Parts of the core contain patches resembling altered harzburgite.
VEIN PETROLOGY AND STRUCTURE SUMMARY: Red veins dominate. Multiple generations Qtz-Carb veins

Hole BT1B-22Z Section 3,Top of Section 46.99 (m CCD)

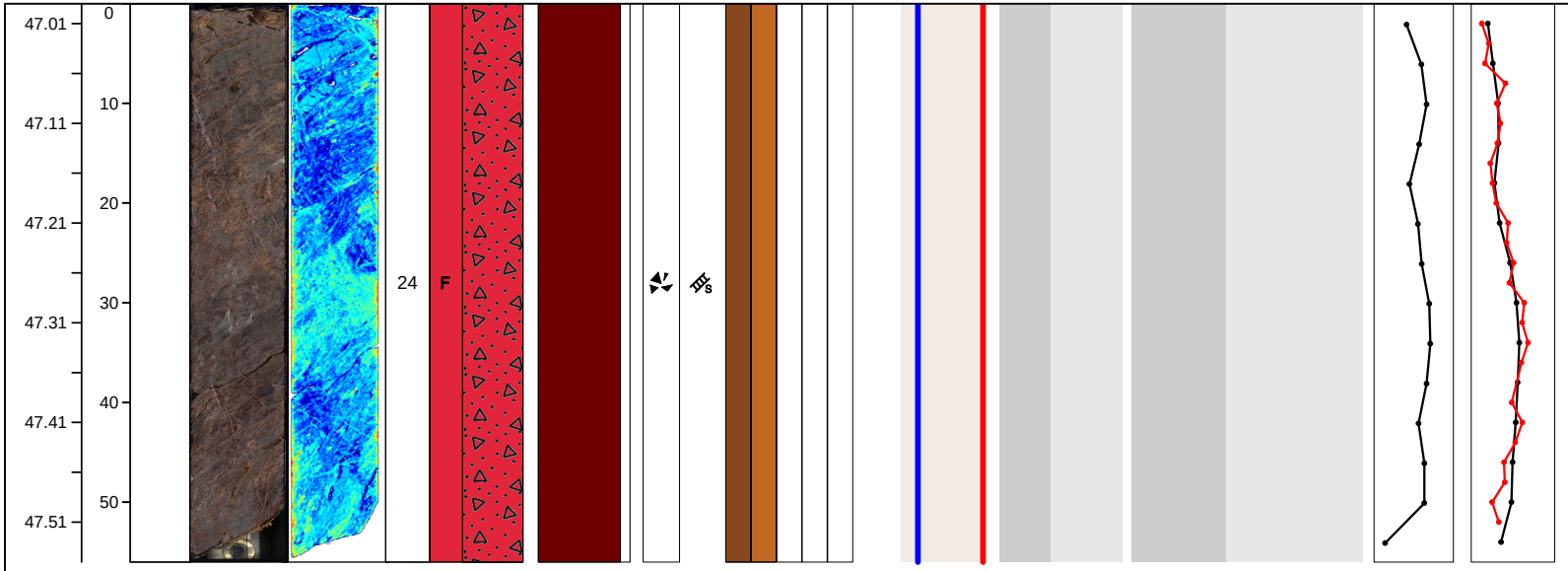

UNIT: 24
ROCK NAME: red & tan foliated listvenite
COLOR: dark reddish grey
HOST ROCK SUMMARY: Dark reddish grey, moderately foliated listvenite unit containing a strongly foliated and folded grey gneissic subunit. Parts of the core contain patches resembling altered harzburgite.
VEIN PETROLOGY AND STRUCTURE SUMMARY: Red veins still dominant. Notable zoned 1-2 cm carbonate filled cavities

Hole BT1B-22Z Section 4,Top of Section 47.55 (m CCD)

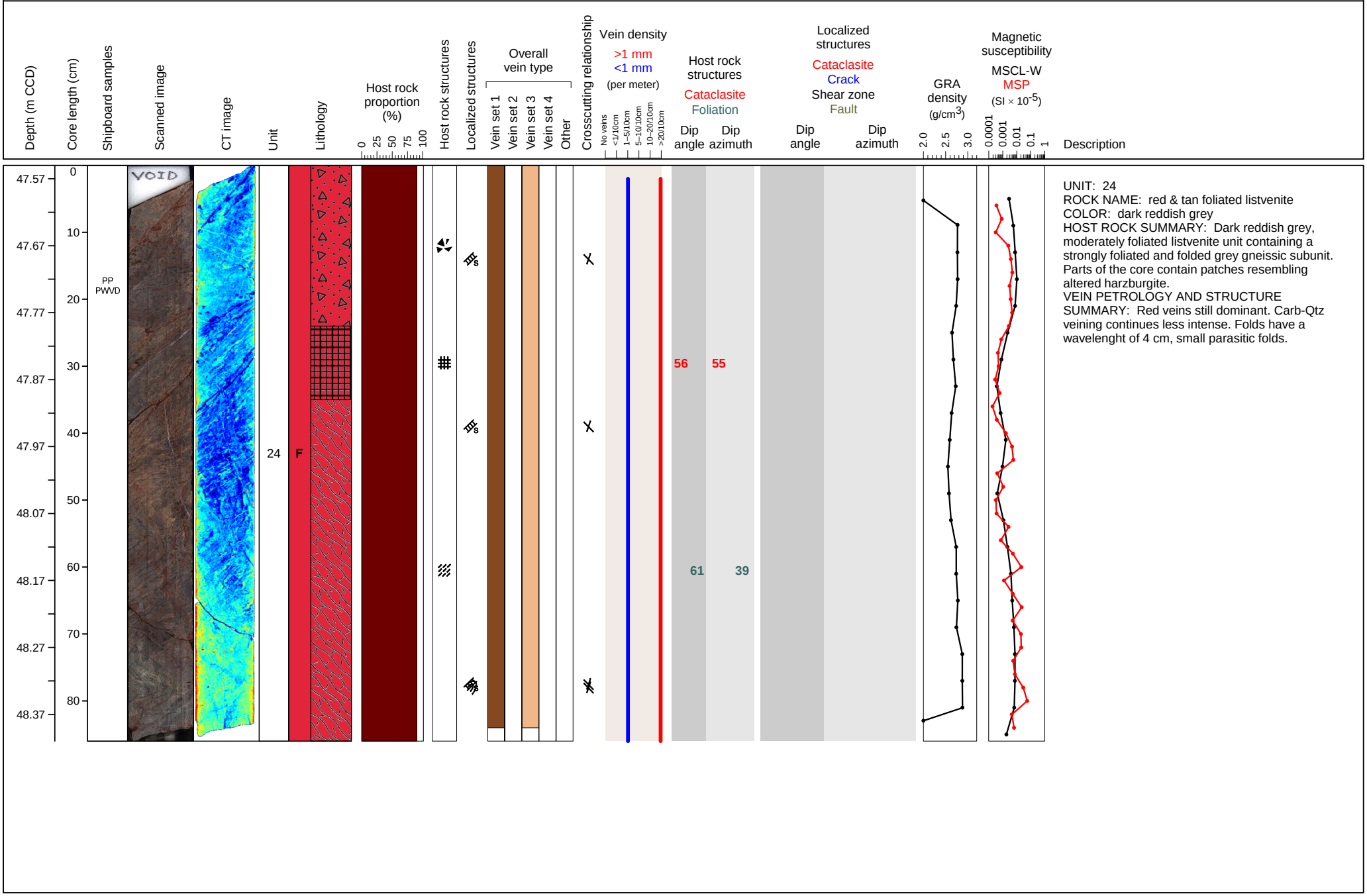

UNIT: 24
ROCK NAME: red & tan foliated listvenite
COLOR: dark reddish grey
HOST ROCK SUMMARY: Dark reddish grey, moderately foliated listvenite unit containing a strongly foliated and folded grey gneissic subunit. Parts of the core contain patches resembling altered harzburgite.
VEIN PETROLOGY AND STRUCTURE SUMMARY: Red veins still dominant. Carb-Qtz veining continues less intense. Folds have a wavelenght of 4 cm, small parasitic folds.

Hole BT1B-23Z Section 1,Top of Section 48.35 (m CCD)



UNIT: 25
ROCK NAME: listvenite
COLOR: grey
HOST ROCK SUMMARY:
VEIN PETROLOGY AND STRUCTURE SUMMARY: Intensity of red staining associated with Feox vein set decreases significantly below 50 cm although the associated microvein network persists

Hole BT1B-24Z Section 1,Top of Section 49.05 (m CCD)

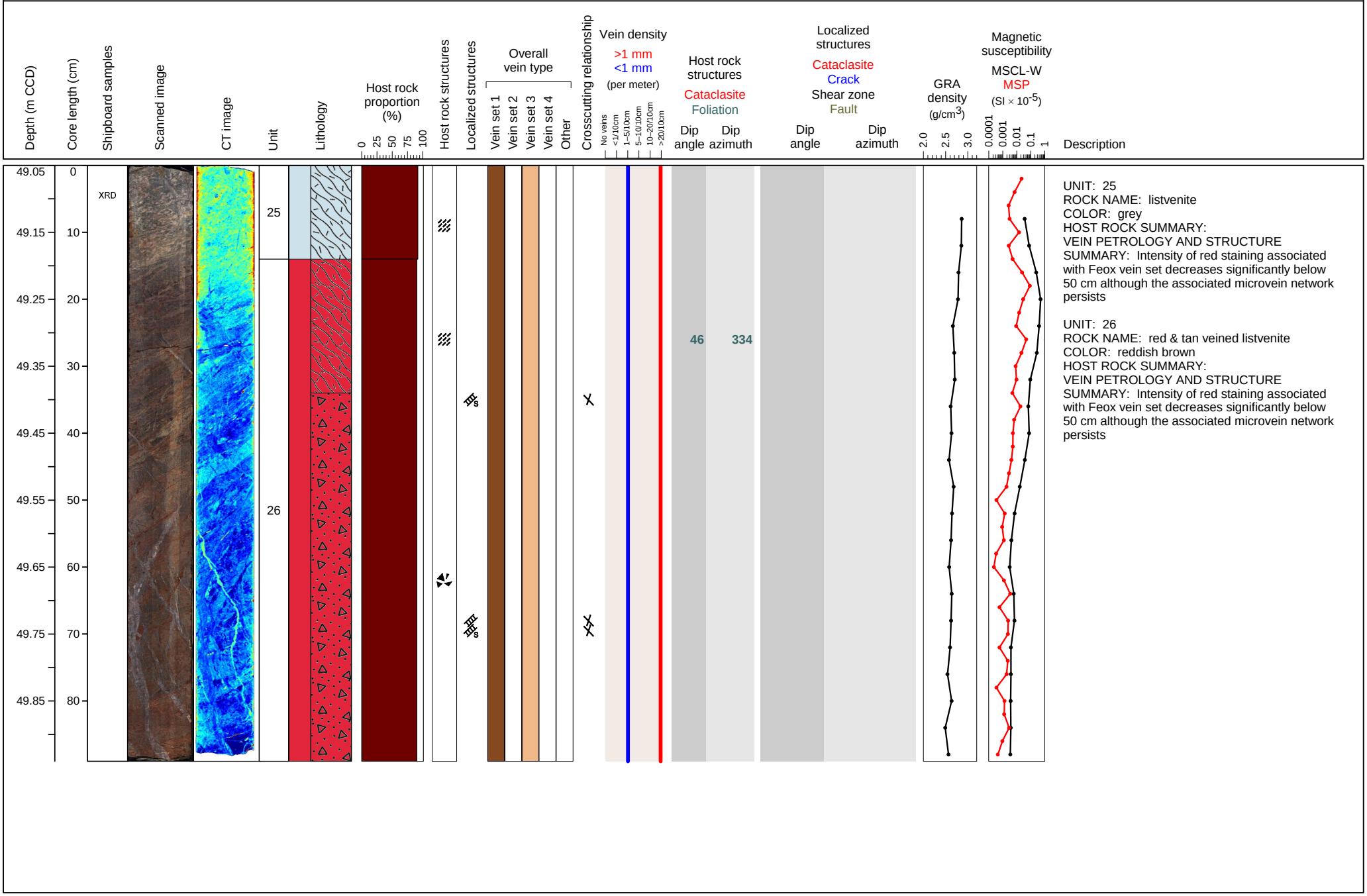

UNIT: 25
ROCK NAME: listvenite
COLOR: grey
HOST ROCK SUMMARY:
VEIN PETROLOGY AND STRUCTURE SUMMARY: Intensity of red staining associated with Feox vein set decreases significantly below 50 cm although the associated microvein network persists

UNIT: 26
ROCK NAME: red & tan veined listvenite
COLOR: reddish brown
HOST ROCK SUMMARY:
VEIN PETROLOGY AND STRUCTURE SUMMARY: Intensity of red staining associated with Feox vein set decreases significantly below 50 cm although the associated microvein network persists

Hole BT1B-24Z Section 2,Top of Section 49.95 (m CCD)

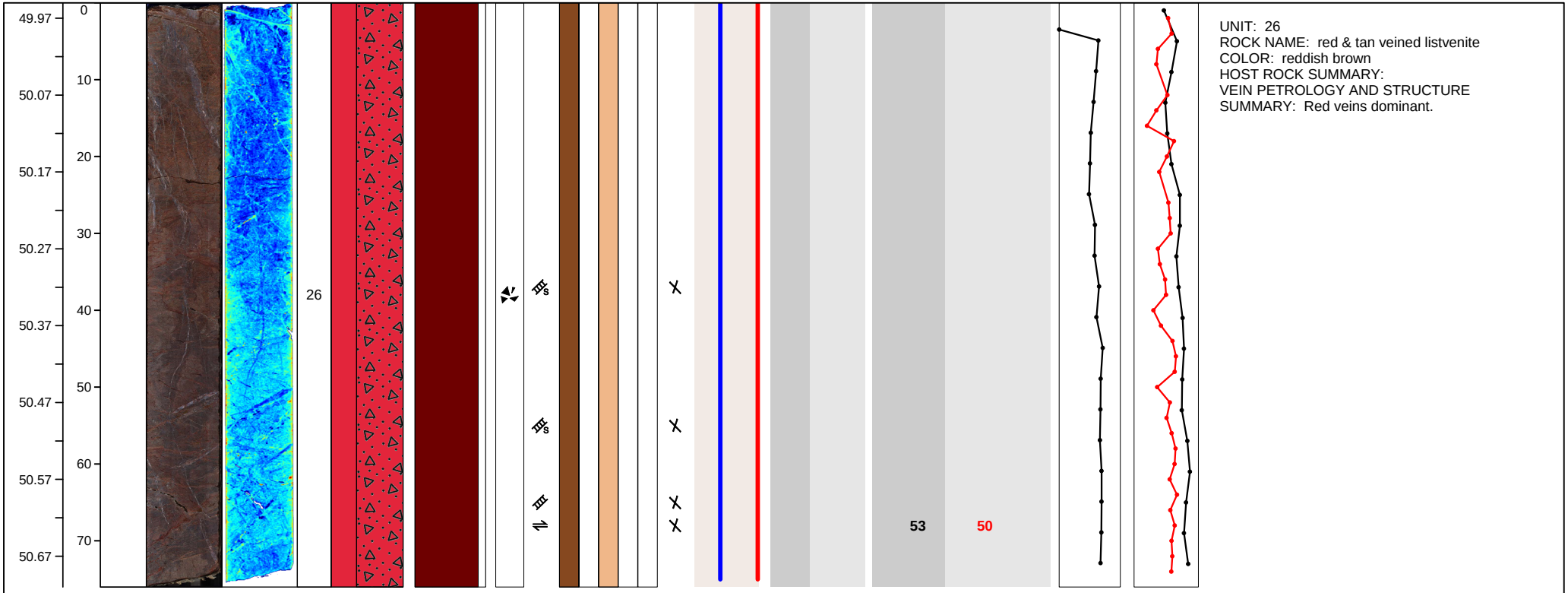

UNIT: 26
ROCK NAME: red & tan veined listvenite
COLOR: reddish brown
HOST ROCK SUMMARY:
VEIN PETROLOGY AND STRUCTURE SUMMARY: Red veins dominant.

Hole BT1B-24Z Section 3,Top of Section 50.72 (m CCD)

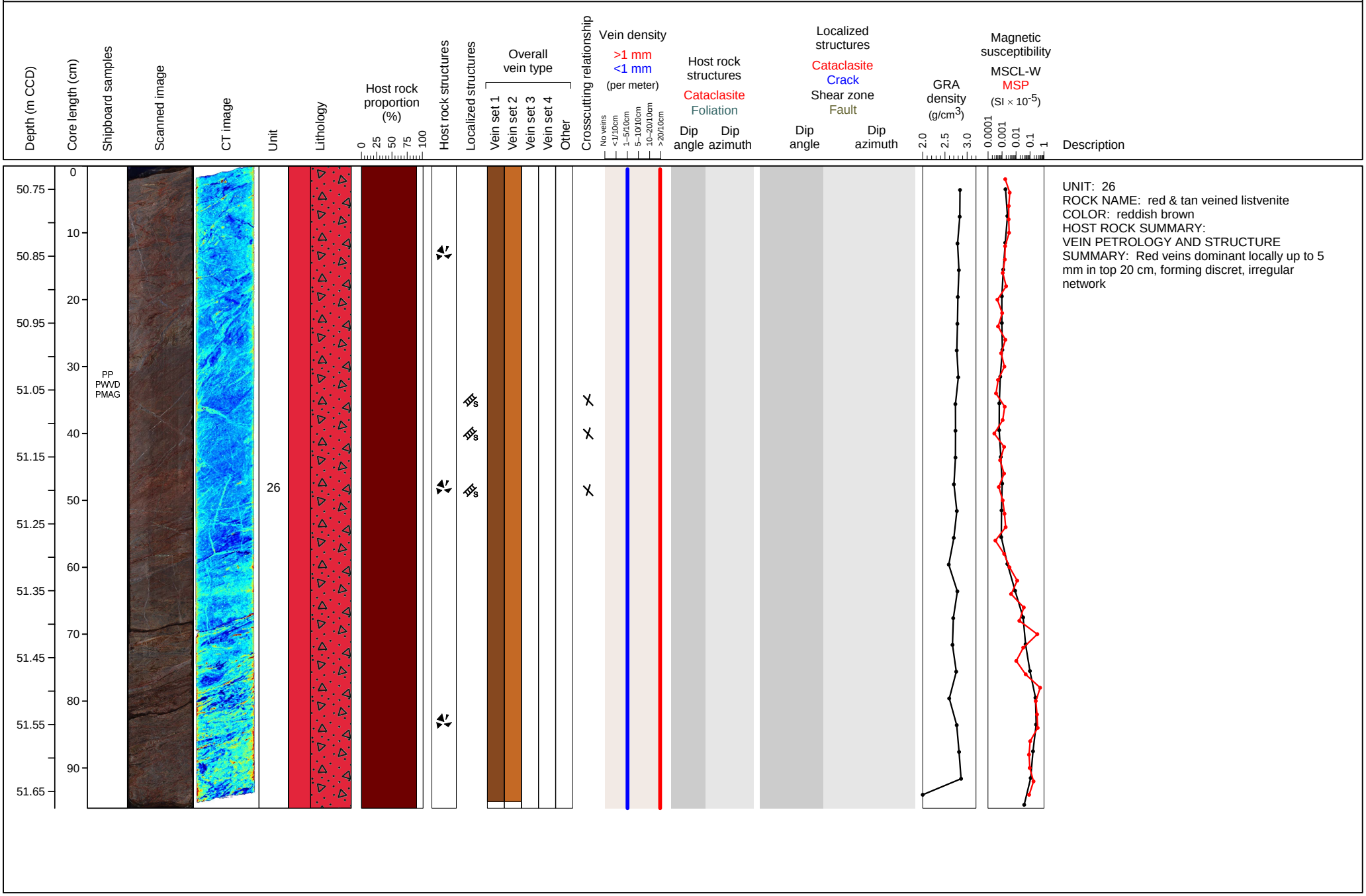

UNIT: 26
ROCK NAME: red & tan veined listvenite
COLOR: reddish brown
HOST ROCK SUMMARY:
VEIN PETROLOGY AND STRUCTURE SUMMARY: Red veins dominant locally up to 5 mm in top 20 cm, forming discret, irregular network

Hole BT1B-25Z Section 1,Top of Section 51.40 (m CCD)

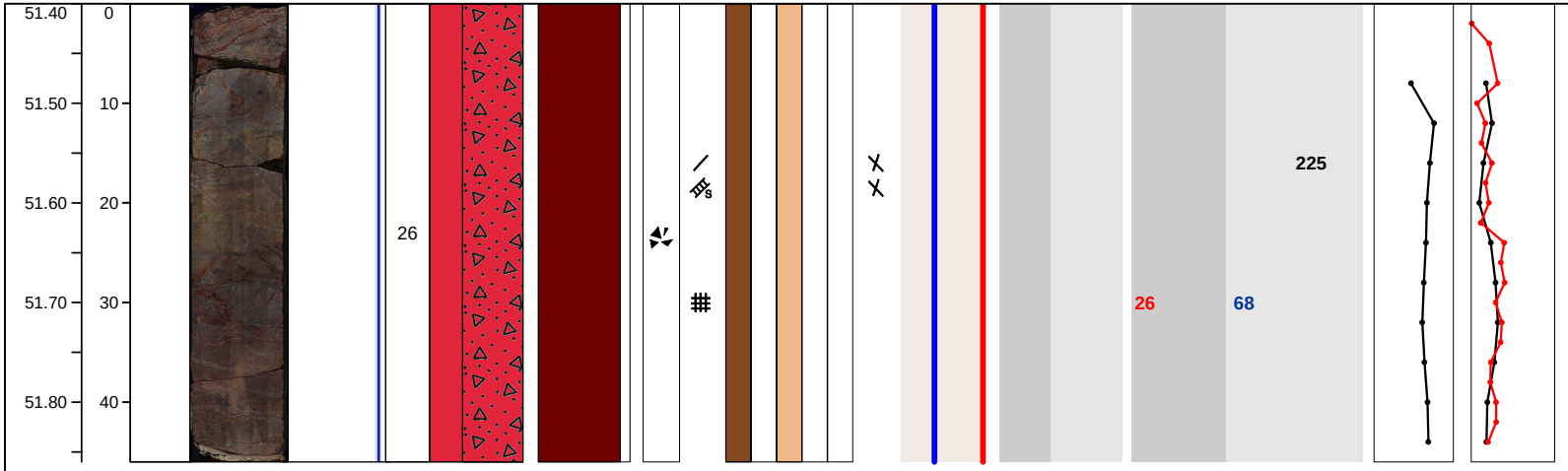

UNIT: 26
ROCK NAME: red & tan veined listvenite
COLOR: reddish brown
HOST ROCK SUMMARY:
VEIN PETROLOGY AND STRUCTURE SUMMARY: Red veins dominant locally up to 5 mm in top 12 cm, forming discret, irregular network

Hole BT1B-25Z Section 2,Top of Section 51.87 (m CCD)

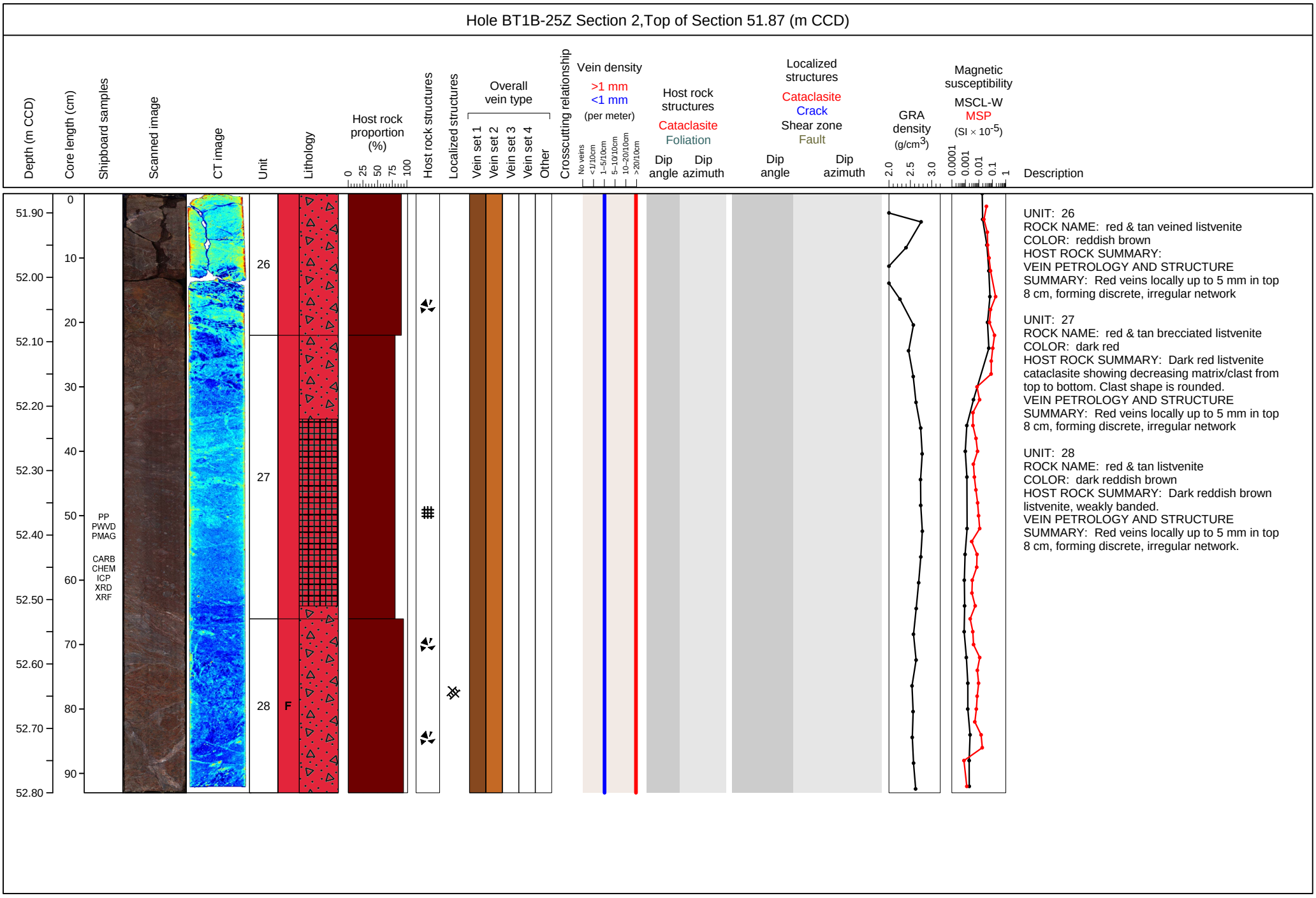

UNIT: 26
ROCK NAME: red & tan veined listvenite
COLOR: reddish brown
HOST ROCK SUMMARY:
VEIN PETROLOGY AND STRUCTURE SUMMARY: Red veins locally up to 5 mm in top 8 cm, forming discrete, irregular network

UNIT: 27
ROCK NAME: red & tan brecciated listvenite
COLOR: dark red
HOST ROCK SUMMARY: Dark red listvenite cataclasite showing decreasing matrix/clast from top to bottom. Clast shape is rounded.
VEIN PETROLOGY AND STRUCTURE SUMMARY: Red veins locally up to 5 mm in top 8 cm, forming discrete, irregular network

UNIT: 28
ROCK NAME: red & tan listvenite
COLOR: dark reddish brown
HOST ROCK SUMMARY: Dark reddish brown listvenite, weakly banded.
VEIN PETROLOGY AND STRUCTURE SUMMARY: Red veins locally up to 5 mm in top 8 cm, forming discrete, irregular network.

Hole BT1B-25Z Section 3,Top of Section 52.81 (m CCD)

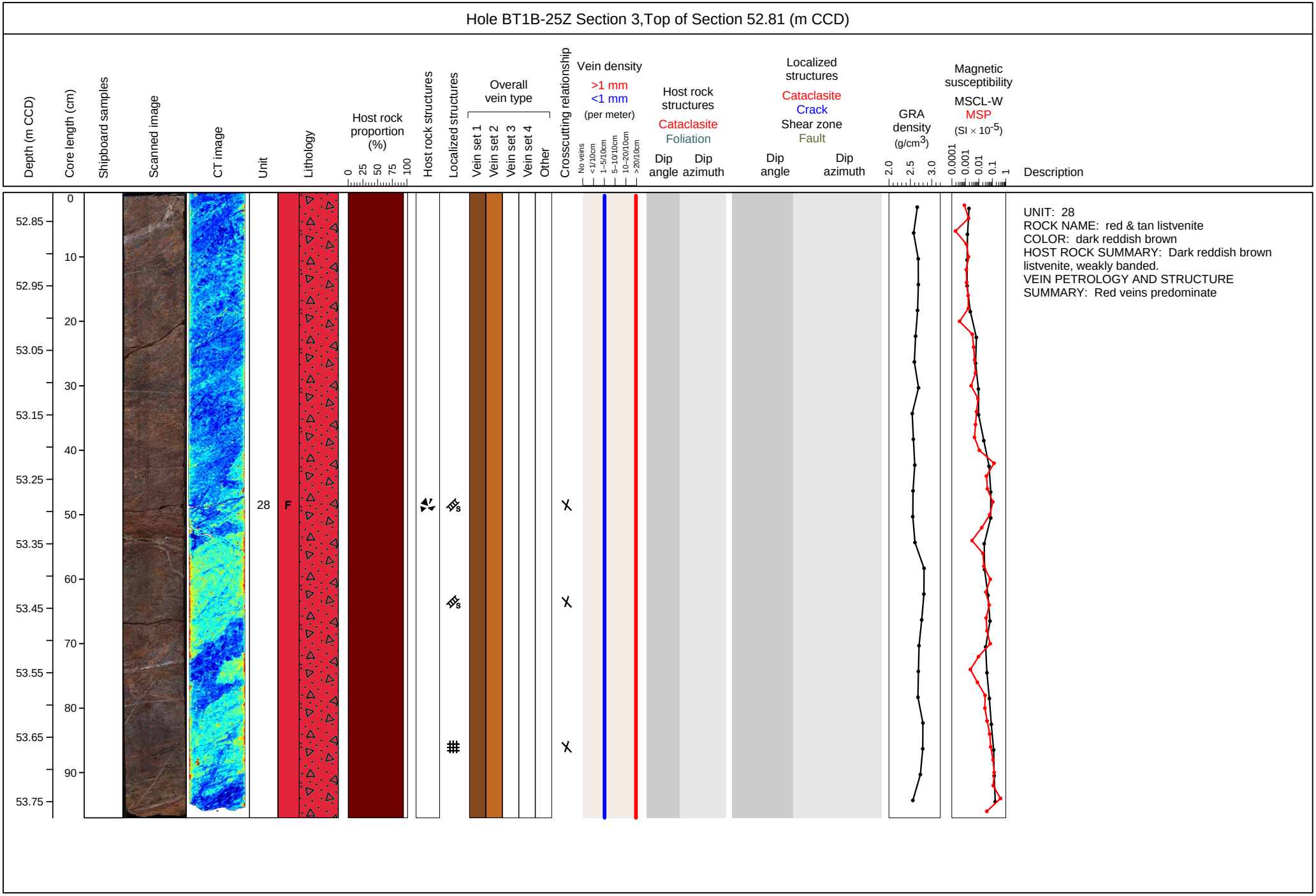

UNIT: 28
ROCK NAME: red & tan listvenite
COLOR: dark reddish brown
HOST ROCK SUMMARY: Dark reddish brown listvenite, weakly banded.
VEIN PETROLOGY AND STRUCTURE SUMMARY: Red veins predominate

Hole BT1B-25Z Section 4,Top of Section 53.78 (m CCD)



Description

UNIT: 28
ROCK NAME: red & tan listvenite
COLOR: dark reddish brown
HOST ROCK SUMMARY: Dark reddish brown listvenite, weakly banded.
VEIN PETROLOGY AND STRUCTURE SUMMARY: Red veins predominate

UNIT: 29
ROCK NAME: foliated listvenite
COLOR: red orange
HOST ROCK SUMMARY: Red orange, moderately banded listvenite
VEIN PETROLOGY AND STRUCTURE SUMMARY: Red veins predominate

Hole BT1B-26Z Section 1,Top of Section 54.45 (m CCD)

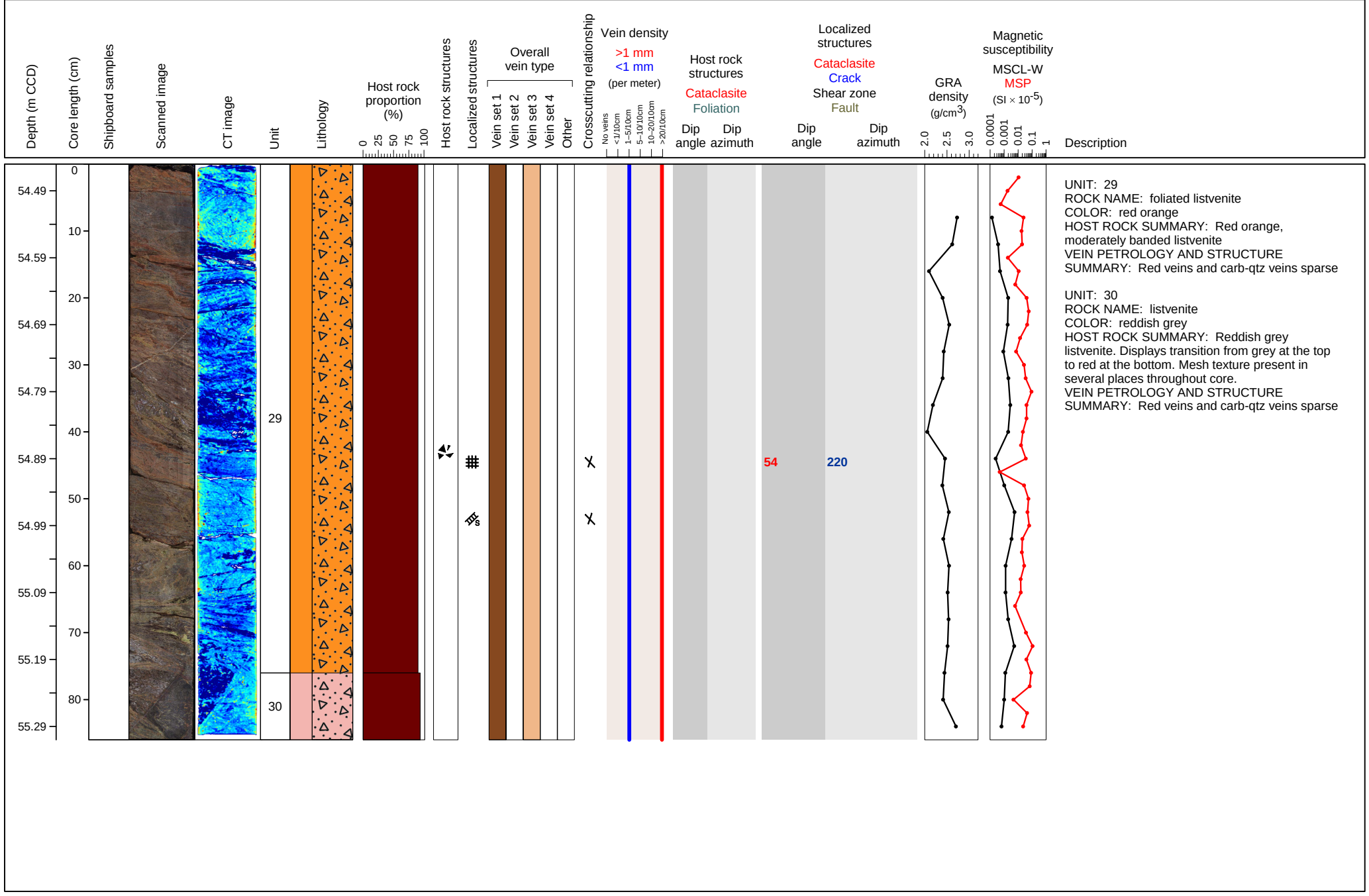

UNIT: 29
ROCK NAME: foliated listvenite
COLOR: red orange
HOST ROCK SUMMARY: Red orange, moderately banded listvenite
VEIN PETROLOGY AND STRUCTURE SUMMARY: Red veins and carb-qtz veins sparse

UNIT: 30
ROCK NAME: listvenite
COLOR: reddish grey
HOST ROCK SUMMARY: Reddish grey listvenite. Displays transition from grey at the top to red at the bottom. Mesh texture present in several places throughout core.
VEIN PETROLOGY AND STRUCTURE SUMMARY: Red veins and carb-qtz veins sparse

Hole BT1B-26Z Section 2,Top of Section 55.31 (m CCD)

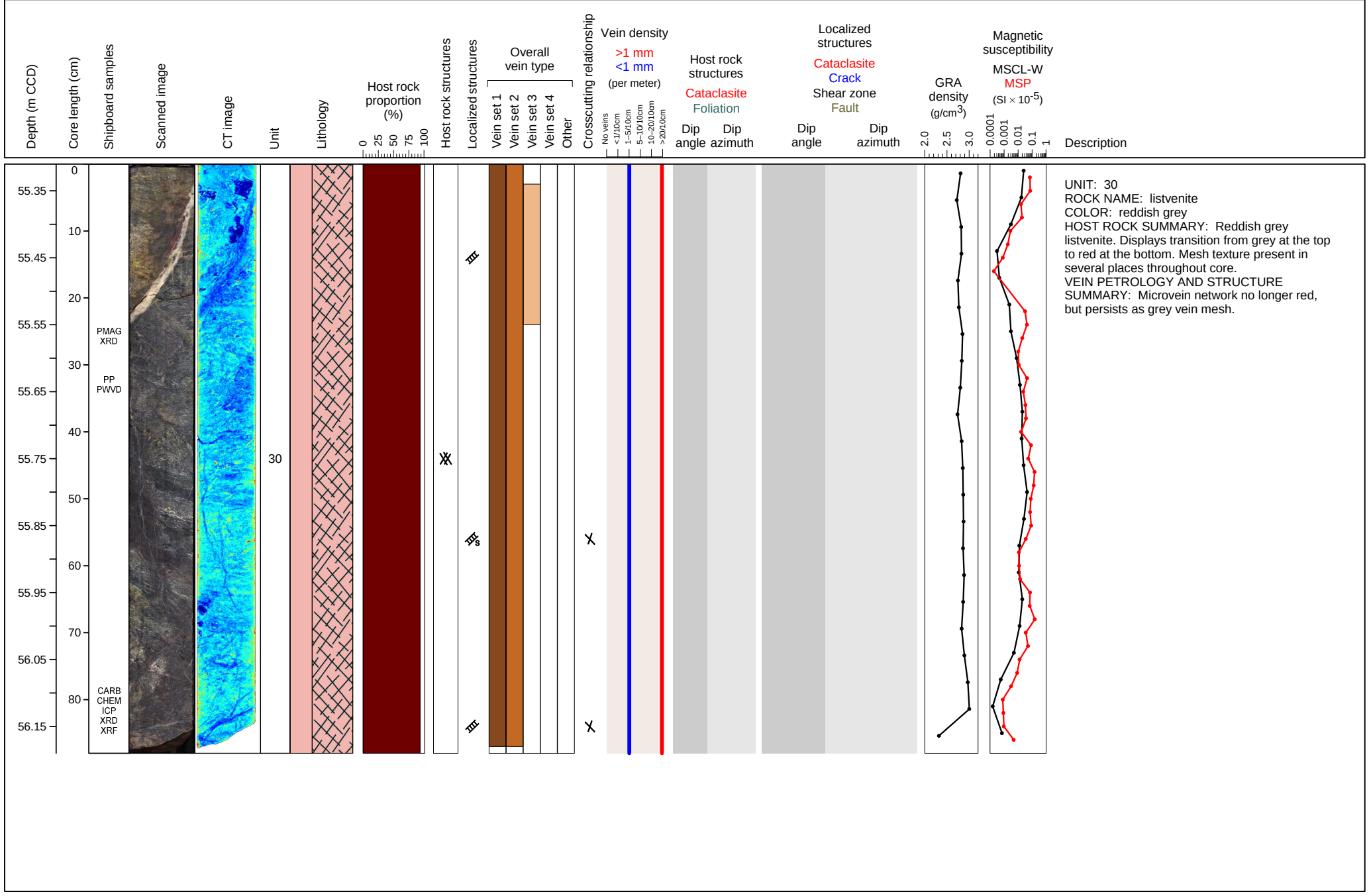

UNIT: 30
ROCK NAME: listvenite
COLOR: reddish grey
HOST ROCK SUMMARY: Reddish grey listvenite. Displays transition from grey at the top to red at the bottom. Mesh texture present in several places throughout core.
VEIN PETROLOGY AND STRUCTURE SUMMARY: Microvein network no longer red, but persists as grey vein mesh.

Hole BT1B-26Z Section 3,Top of Section 56.19 (m CCD)

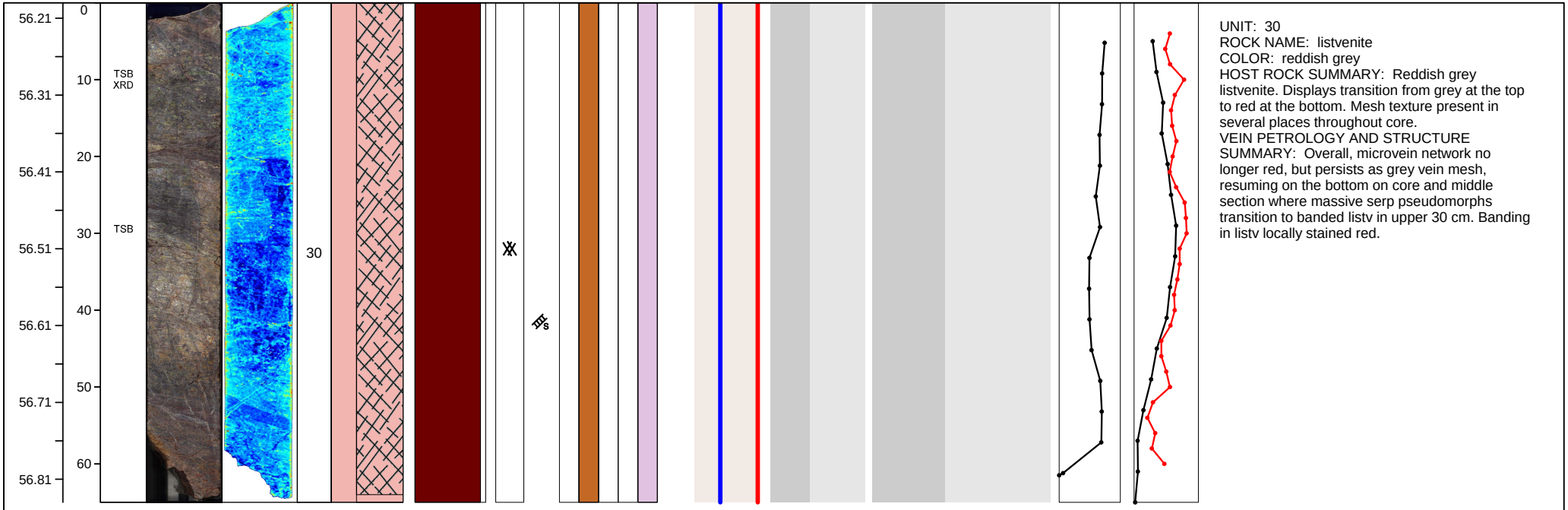

UNIT: 30
ROCK NAME: listvenite
COLOR: reddish grey
HOST ROCK SUMMARY: Reddish grey listvenite. Displays transition from grey at the top to red at the bottom. Mesh texture present in several places throughout core.
VEIN PETROLOGY AND STRUCTURE SUMMARY: Overall, microvein network no longer red, but persists as grey vein mesh, resuming on the bottom on core and middle section where massive serp pseudomorphs transition to banded listv in upper 30 cm. Banding in listv locally stained red.

Hole BT1B-26Z Section 4,Top of Section 56.85 (m CCD)

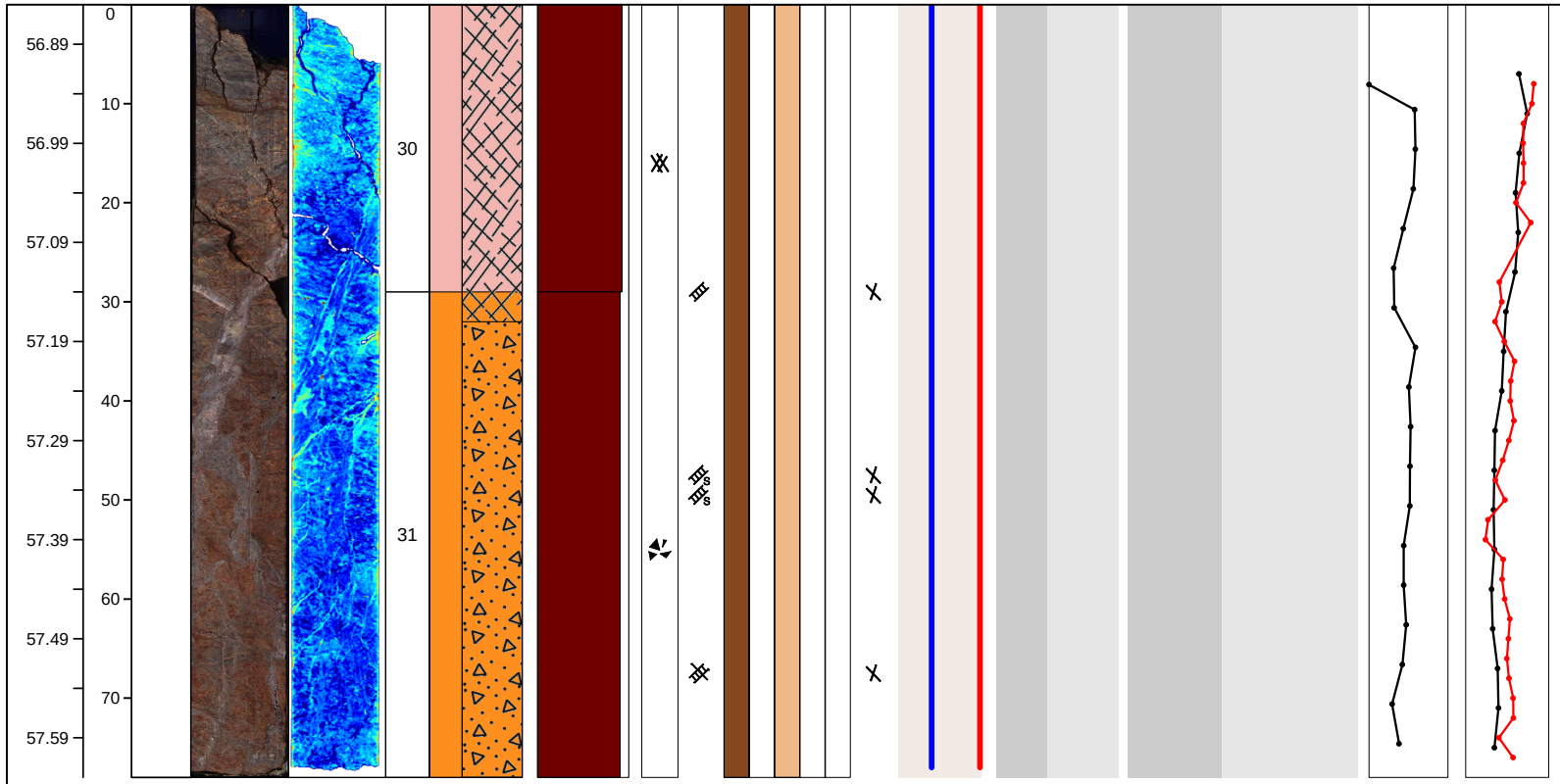

UNIT: 30
ROCK NAME: listvenite
COLOR: reddish grey
HOST ROCK SUMMARY: Reddish grey listvenite. Displays transition from grey at the top to red at the bottom. Mesh texture present in several places throughout core.
VEIN PETROLOGY AND STRUCTURE SUMMARY: Red veining pervasive, multiple generations of qtz-carb veins.

UNIT: 31
ROCK NAME: red & tan veined listvenite
COLOR: red orange
HOST ROCK SUMMARY: Red orange listvenite containing cm thick en echelon qtz-carbonate veins.
VEIN PETROLOGY AND STRUCTURE SUMMARY: Red veining pervasive, multiple generations of qtz-carb veins.

Hole BT1B-27Z Section 1,Top of Section 57.50 (m CCD)

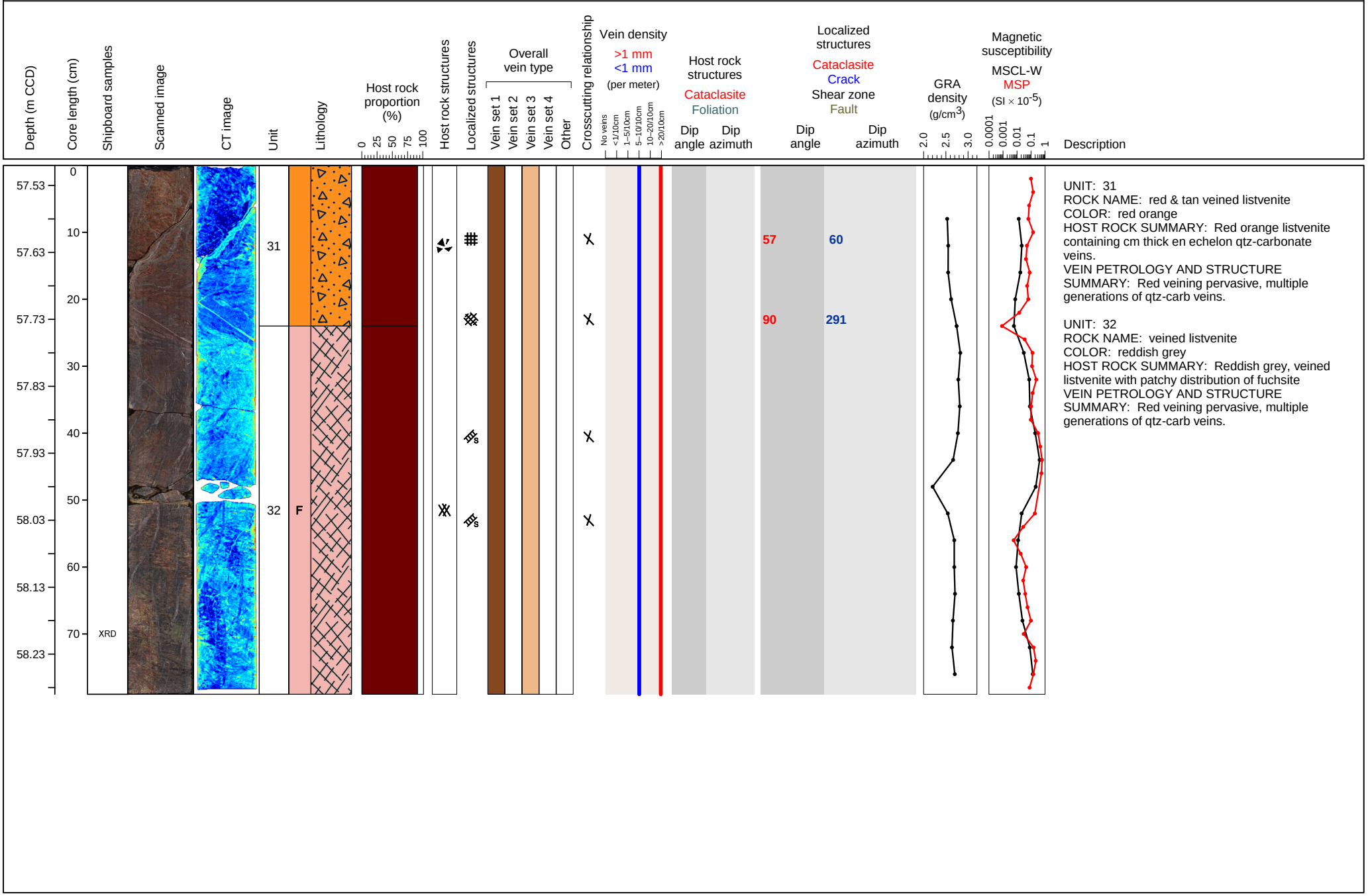

UNIT: 31
ROCK NAME: red & tan veined listvenite
COLOR: red orange
HOST ROCK SUMMARY: Red orange listvenite containing cm thick en echelon qtz-carbonate veins.
VEIN PETROLOGY AND STRUCTURE SUMMARY: Red veining pervasive, multiple generations of qtz-carb veins.

UNIT: 32
ROCK NAME: veined listvenite
COLOR: reddish grey
HOST ROCK SUMMARY: Reddish grey, veined listvenite with patchy distribution of fuchsite
VEIN PETROLOGY AND STRUCTURE SUMMARY: Red veining pervasive, multiple generations of qtz-carb veins.

Hole BT1B-27Z Section 2,Top of Section 58.30 (m CCD)

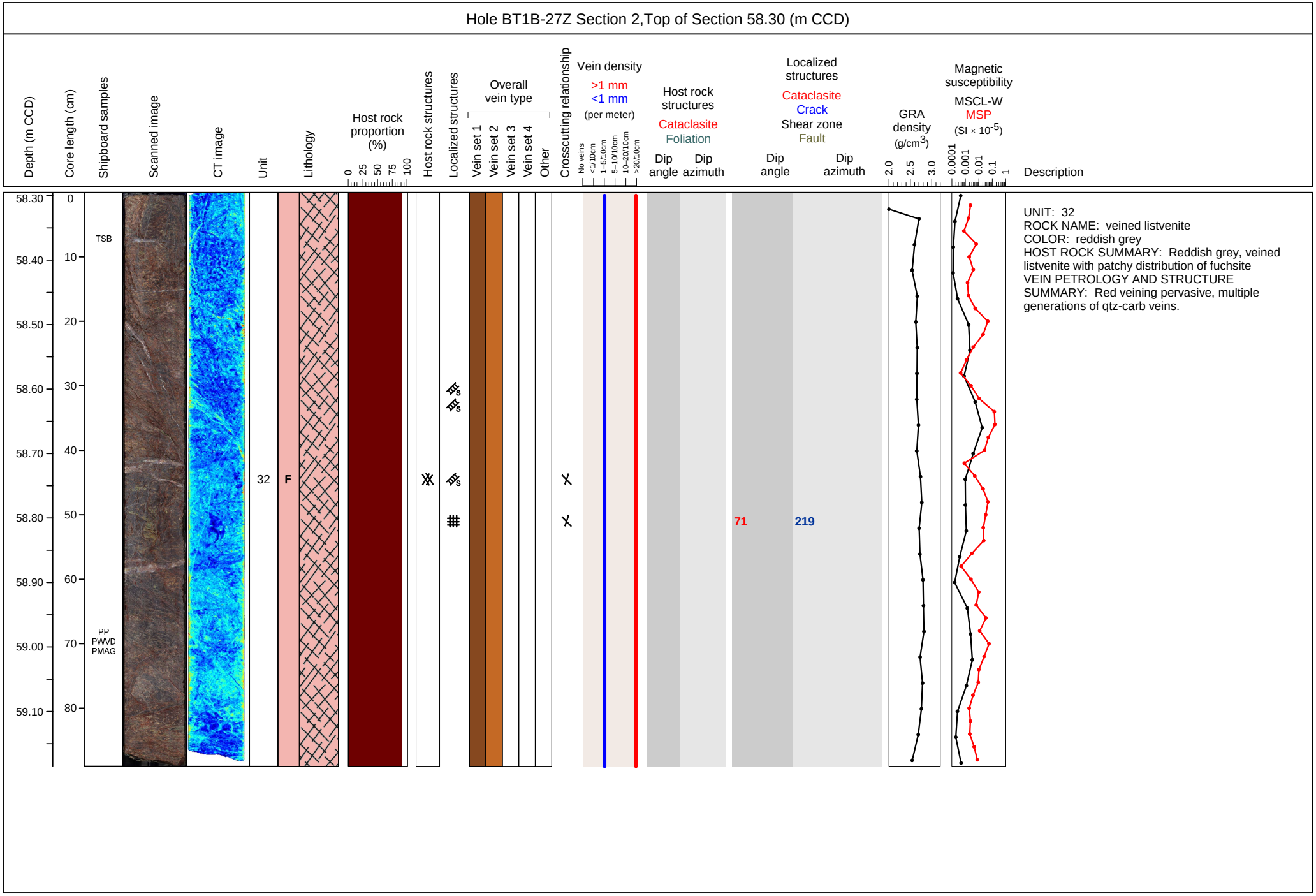

UNIT: 32
ROCK NAME: veined listvenite
COLOR: reddish grey
HOST ROCK SUMMARY: Reddish grey, veined listvenite with patchy distribution of fuchsite
VEIN PETROLOGY AND STRUCTURE SUMMARY: Red veining pervasive, multiple generations of qtz-carb veins.

Hole BT1B-28Z Section 1,Top of Section 59.75 (m CCD)

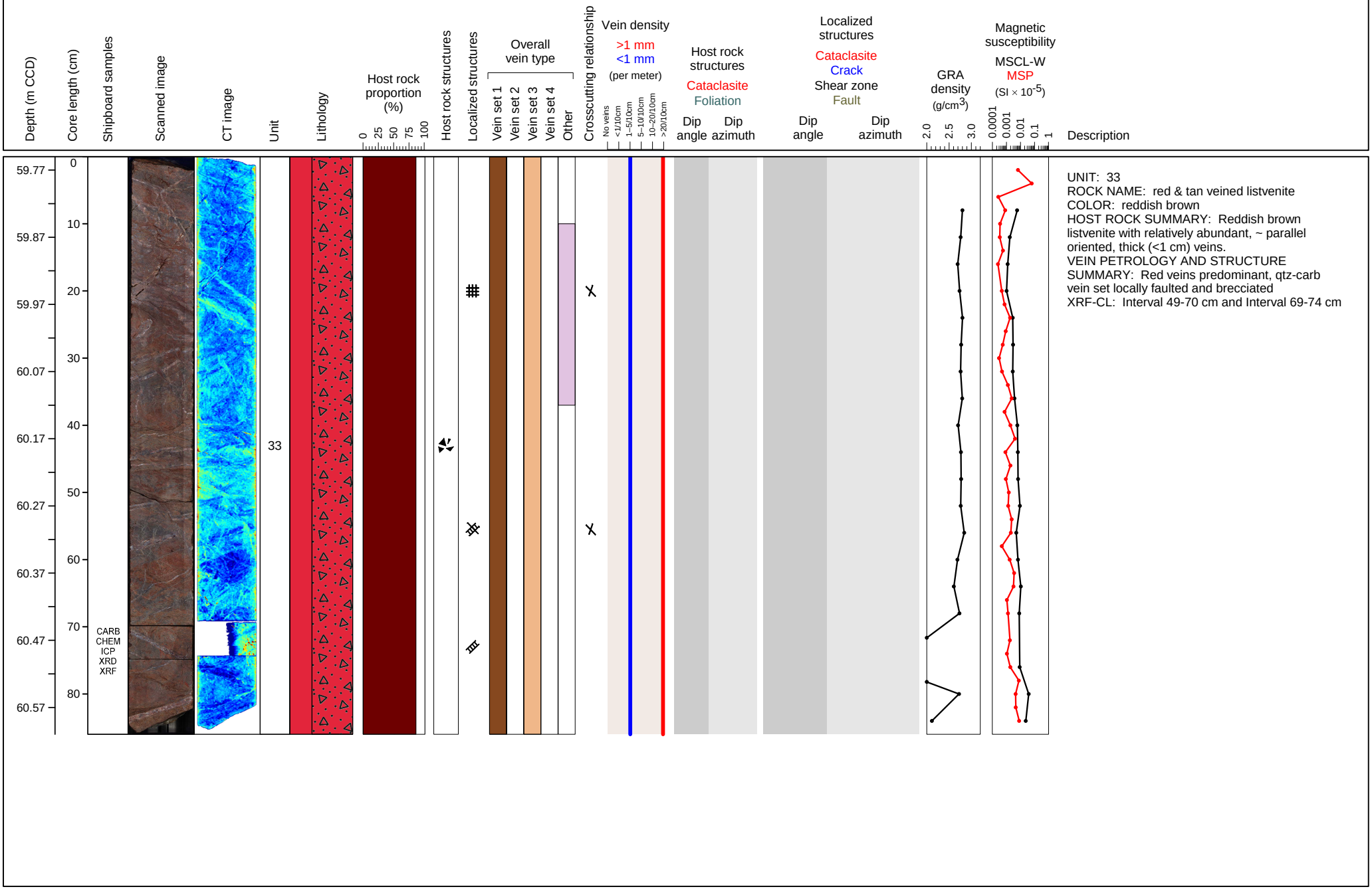

UNIT: 33
ROCK NAME: red & tan veined listvenite
COLOR: reddish brown
HOST ROCK SUMMARY: Reddish brown listvenite with relatively abundant, ~ parallel oriented, thick (<1 cm) veins.
VEIN PETROLOGY AND STRUCTURE SUMMARY: Red veins predominant, qtz-carb vein set locally faulted and brecciated
XRF-CL: Interval 49-70 cm and Interval 69-74 cm

Hole BT1B-28Z Section 2,Top of Section 60.62 (m CCD)



UNIT: 33
ROCK NAME: red & tan veined listvenite
COLOR: reddish brown
HOST ROCK SUMMARY: Reddish brown listvenite with relatively abundant, ~ parallel oriented, thick (<1 cm) veins.
VEIN PETROLOGY AND STRUCTURE SUMMARY: Red veins predominant, qtz-carb vein set locally faulted and brecciated

Hole BT1B-29Z Section 1,Top of Section 60.55 (m CCD)



UNIT: 33
ROCK NAME: red & tan veined listvenite
COLOR: reddish brown
HOST ROCK SUMMARY: Reddish brown listvenite with relatively abundant, ~ parallel oriented, thick (<1 cm) veins.
VEIN PETROLOGY AND STRUCTURE SUMMARY: Red veins predominant, Between 27-37 cm veins are present but no red staining is visible. multiple generations qtz-carb veins.

Hole BT1B-30Z Section 1,Top of Section 61.60 (m CCD)

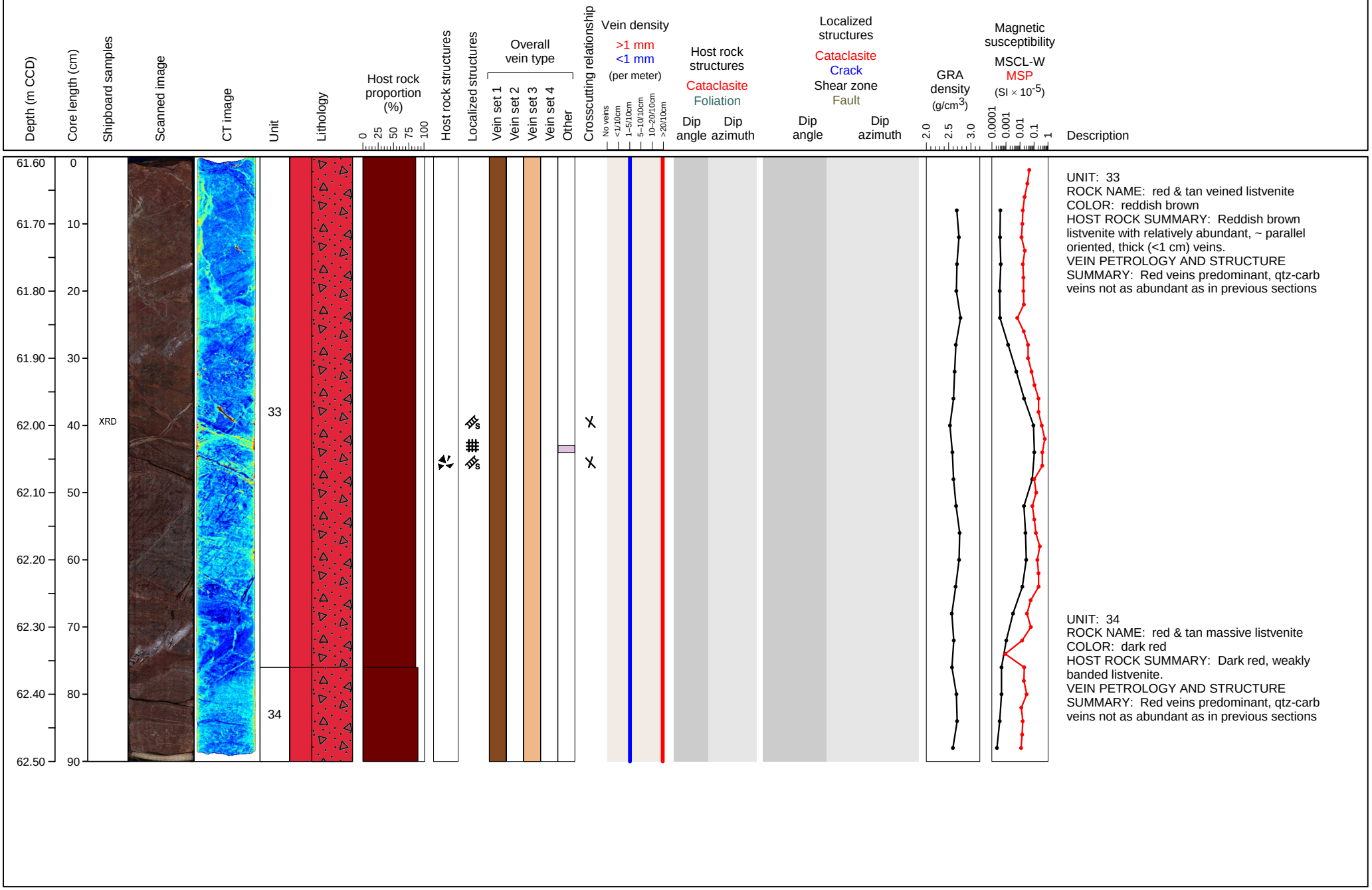

UNIT: 33
ROCK NAME: red & tan veined listvenite
COLOR: reddish brown
HOST ROCK SUMMARY: Reddish brown listvenite with relatively abundant, ~ parallel oriented, thick (<1 cm) veins.
VEIN PETROLOGY AND STRUCTURE SUMMARY: Red veins predominant, qtz-carb veins not as abundant as in previous sections

UNIT: 34
ROCK NAME: red & tan massive listvenite
COLOR: dark red
HOST ROCK SUMMARY: Dark red, weakly banded listvenite.
VEIN PETROLOGY AND STRUCTURE SUMMARY: Red veins predominant, qtz-carb veins not as abundant as in previous sections

Hole BT1B-30Z Section 2,Top of Section 62.52 (m CCD)

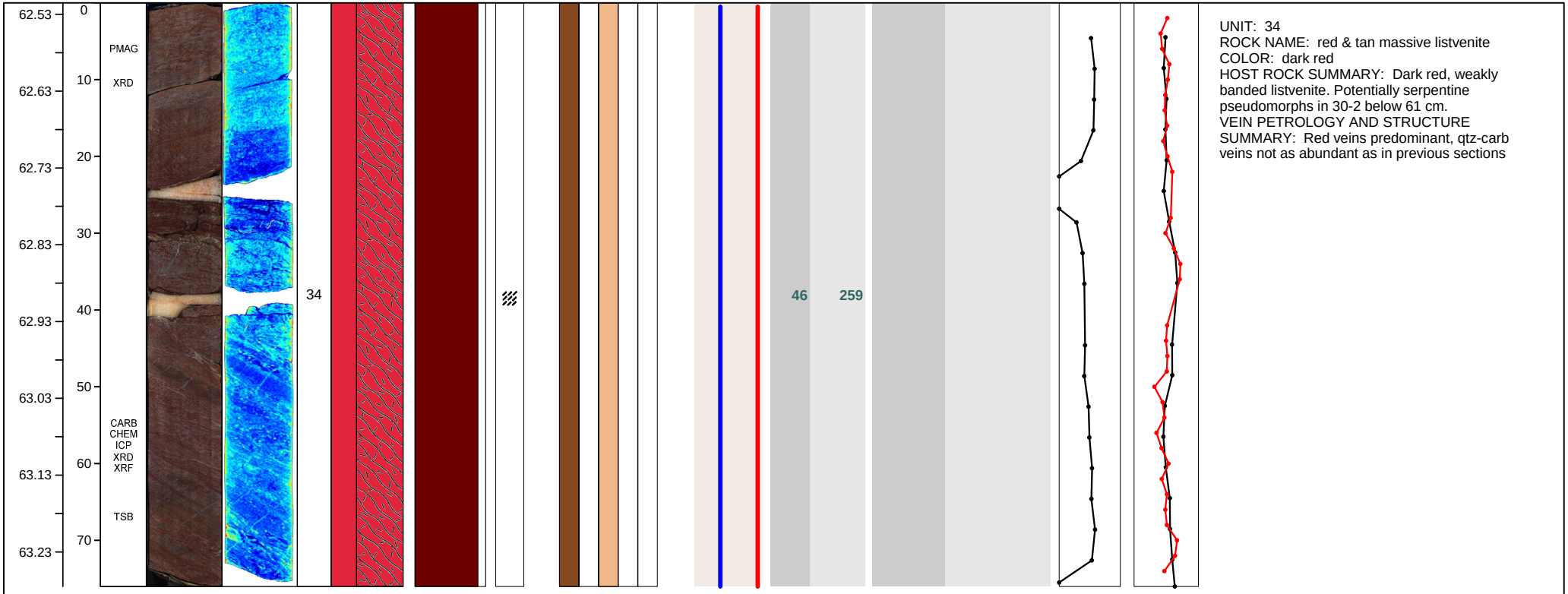

UNIT: 34
ROCK NAME: red & tan massive listvenite
COLOR: dark red
HOST ROCK SUMMARY: Dark red, weakly banded listvenite. Potentially serpentine pseudomorphs in 30-2 below 61 cm.
VEIN PETROLOGY AND STRUCTURE SUMMARY: Red veins predominant, qtz-carb veins not as abundant as in previous sections

Hole BT1B-30Z Section 3,Top of Section 63.29 (m CCD)

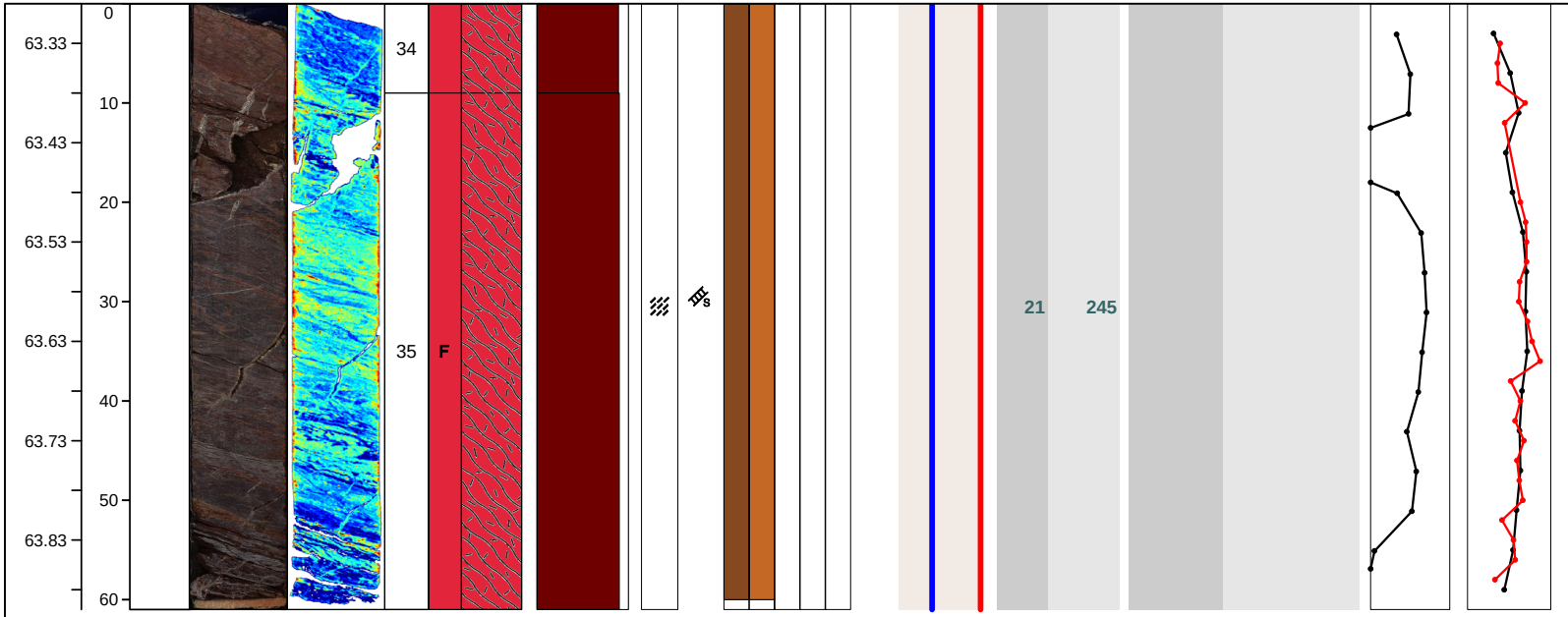

UNIT: 34
ROCK NAME: red & tan massive listvenite
COLOR: dark red
HOST ROCK SUMMARY: Dark red, weakly banded listvenite.
VEIN PETROLOGY AND STRUCTURE SUMMARY: Well developed listvenite foliation, which may represent veins and especially well developed mgsnesite crystals in late vuggy veins.

UNIT: 35
ROCK NAME: red & tan foliated listvenite
COLOR: dark reddish grey
HOST ROCK SUMMARY: Dark red, foliated listvenite containing several large vugs coated with dolomite (confirmed by pXRF)
VEIN PETROLOGY AND STRUCTURE SUMMARY: Well developed listvenite foliation, which may represent veins and especially well developed mgsnesite crystals in late vuggy veins.

Hole BT1B-31Z Section 1,Top of Section 63.60 (m CCD)

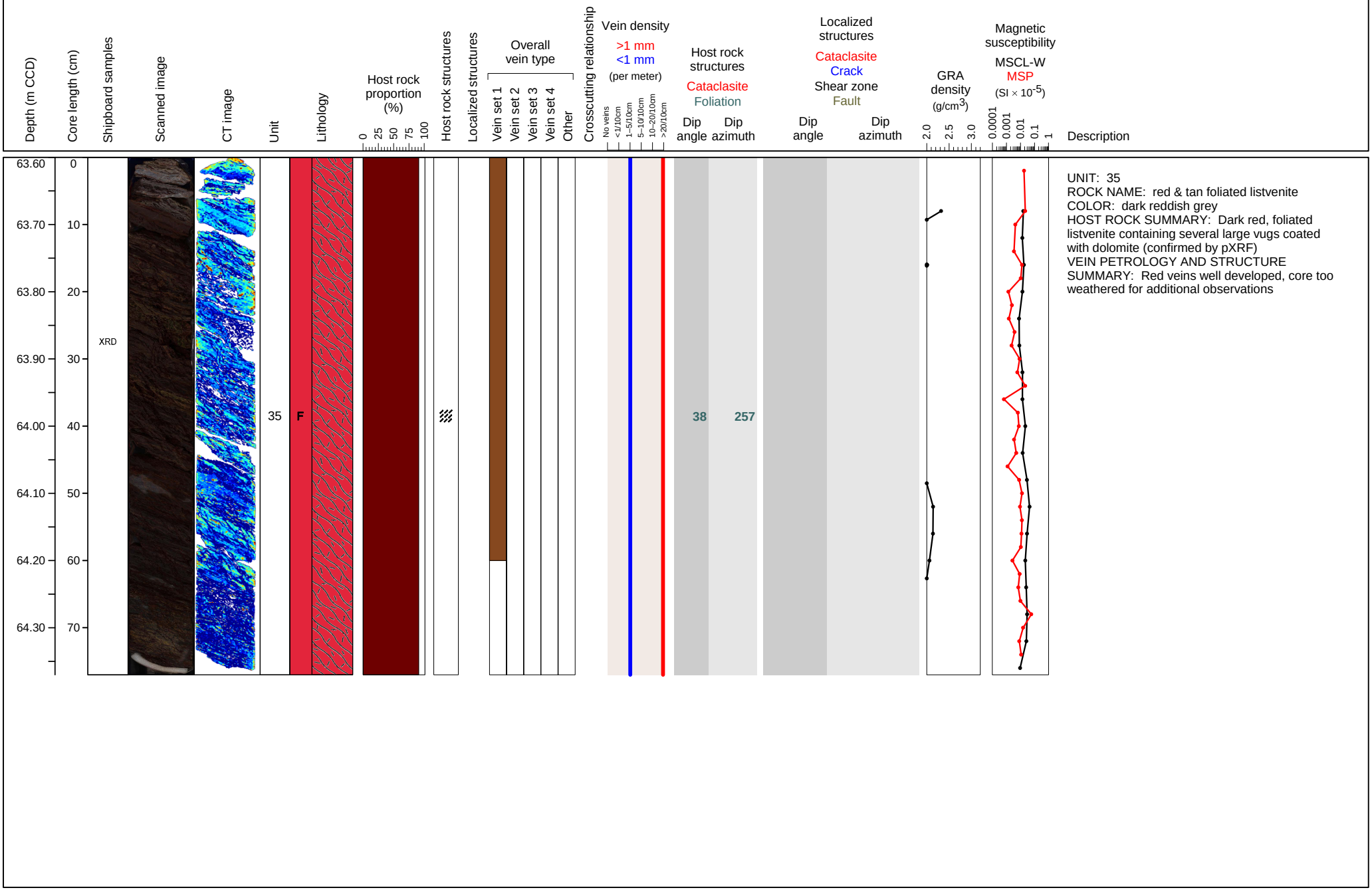

UNIT: 35
ROCK NAME: red & tan foliated listvenite
COLOR: dark reddish grey
HOST ROCK SUMMARY: Dark red, foliated listvenite containing several large vugs coated with dolomite (confirmed by pXRF)
VEIN PETROLOGY AND STRUCTURE SUMMARY: Red veins well developed, core too weathered for additional observations

Hole BT1B-31Z Section 2,Top of Section 64.38 (m CCD)

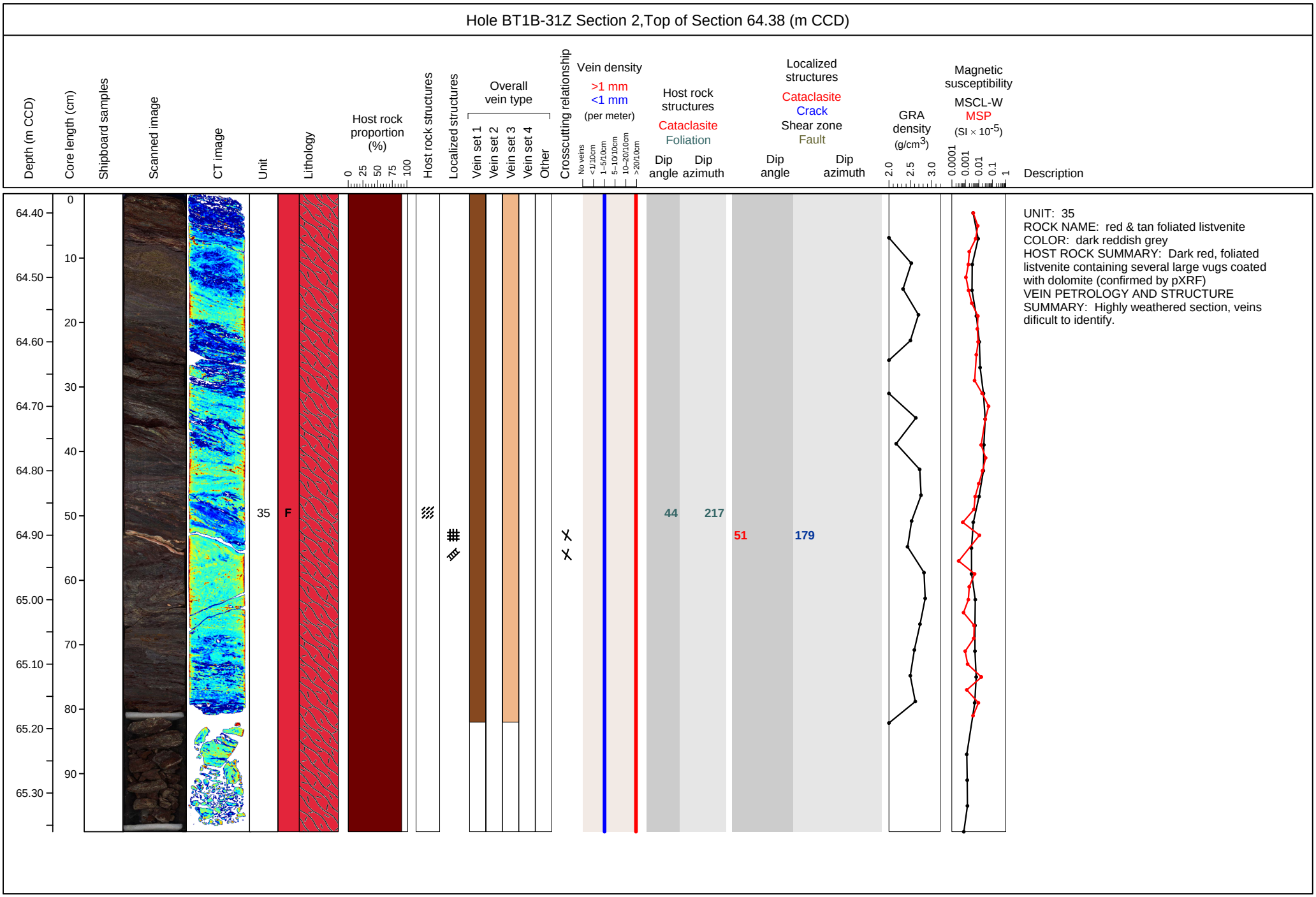

UNIT: 35
ROCK NAME: red & tan foliated listvenite
COLOR: dark reddish grey
HOST ROCK SUMMARY: Dark red, foliated listvenite containing several large vugs coated with dolomite (confirmed by pXRF)
VEIN PETROLOGY AND STRUCTURE SUMMARY: Highly weathered section, veins dificult to identify.

Hole BT1B-31Z Section 3,Top of Section 65.38 (m CCD)

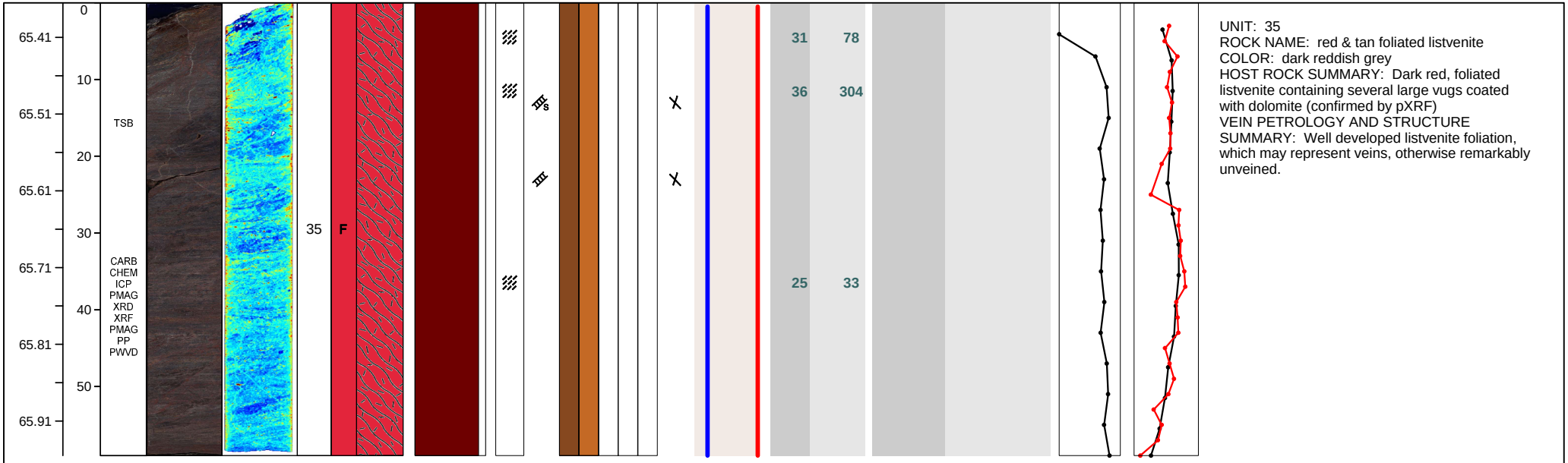

UNIT: 35
ROCK NAME: red & tan foliated listvenite
COLOR: dark reddish grey
HOST ROCK SUMMARY: Dark red, foliated listvenite containing several large vugs coated with dolomite (confirmed by pXRF)
VEIN PETROLOGY AND STRUCTURE SUMMARY: Well developed listvenite foliation, which may represent veins, otherwise remarkably unveined.

Hole BT1B-31Z Section 4,Top of Section 65.97 (m CCD)

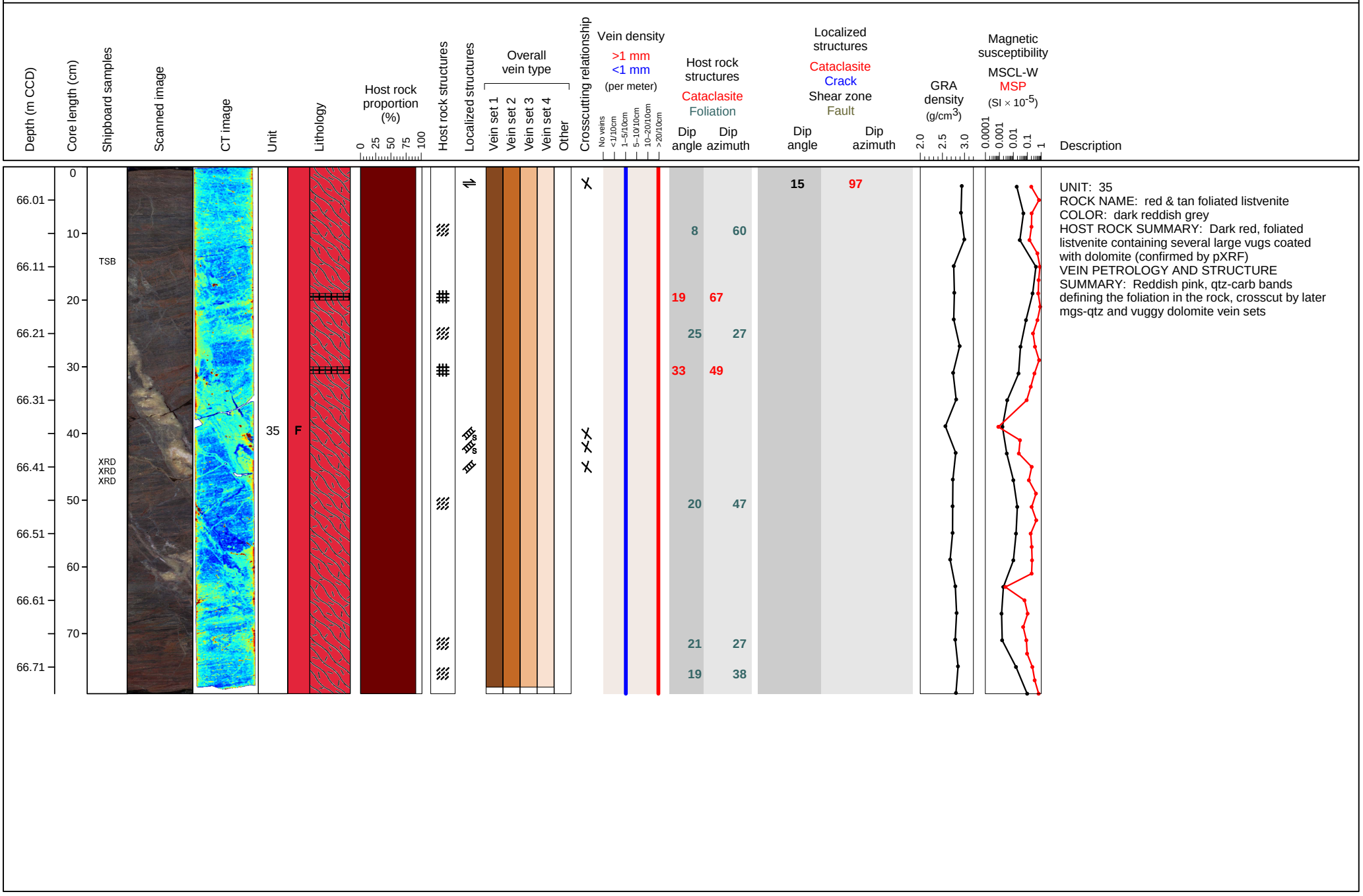

UNIT: 35
ROCK NAME: red & tan foliated listvenite
COLOR: dark reddish grey
HOST ROCK SUMMARY: Dark red, foliated listvenite containing several large vugs coated with dolomite (confirmed by pXRF)
VEIN PETROLOGY AND STRUCTURE SUMMARY: Reddish pink, qtz-carb bands defining the foliation in the rock, crosscut by later mgs-qtz and vuggy dolomite vein sets

Hole BT1B-32Z Section 1,Top of Section 66.65 (m CCD)

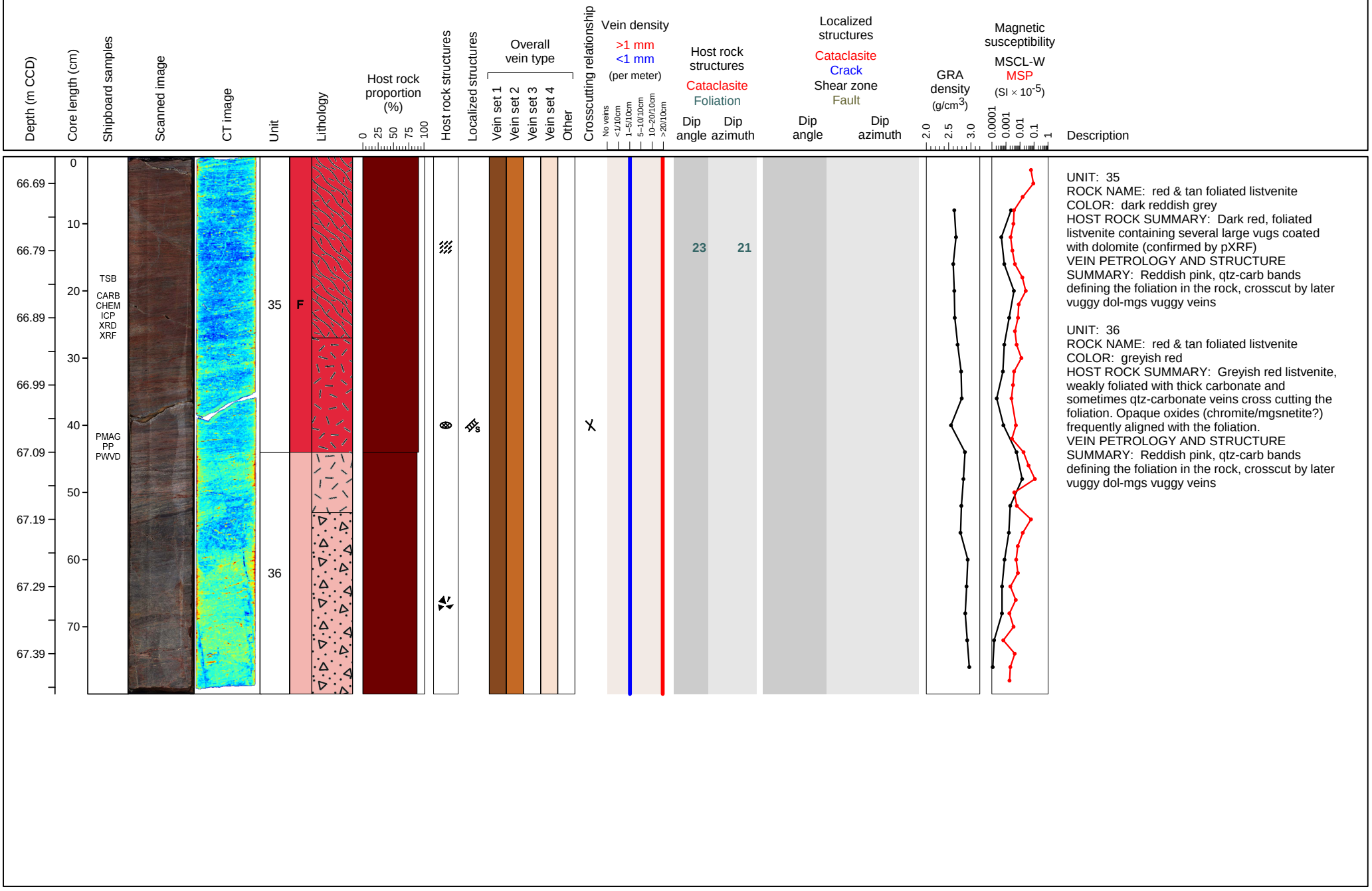

UNIT: 35
ROCK NAME: red & tan foliated listvenite
COLOR: dark reddish grey
HOST ROCK SUMMARY: Dark red, foliated listvenite containing several large vugs coated with dolomite (confirmed by pXRF)
VEIN PETROLOGY AND STRUCTURE SUMMARY: Reddish pink, qtz-carb bands defining the foliation in the rock, crosscut by later vuggy dol-mgs vuggy veins

UNIT: 36
ROCK NAME: red & tan foliated listvenite
COLOR: greyish red
HOST ROCK SUMMARY: Greyish red listvenite, weakly foliated with thick carbonate and sometimes qtz-carbonate veins cross cutting the foliation. Opaque oxides (chromite/mgsnetite?) frequently aligned with the foliation.
VEIN PETROLOGY AND STRUCTURE SUMMARY: Reddish pink, qtz-carb bands defining the foliation in the rock, crosscut by later vuggy dol-mgs vuggy veins

Hole BT1B-32Z Section 2,Top of Section 67.45 (m CCD)

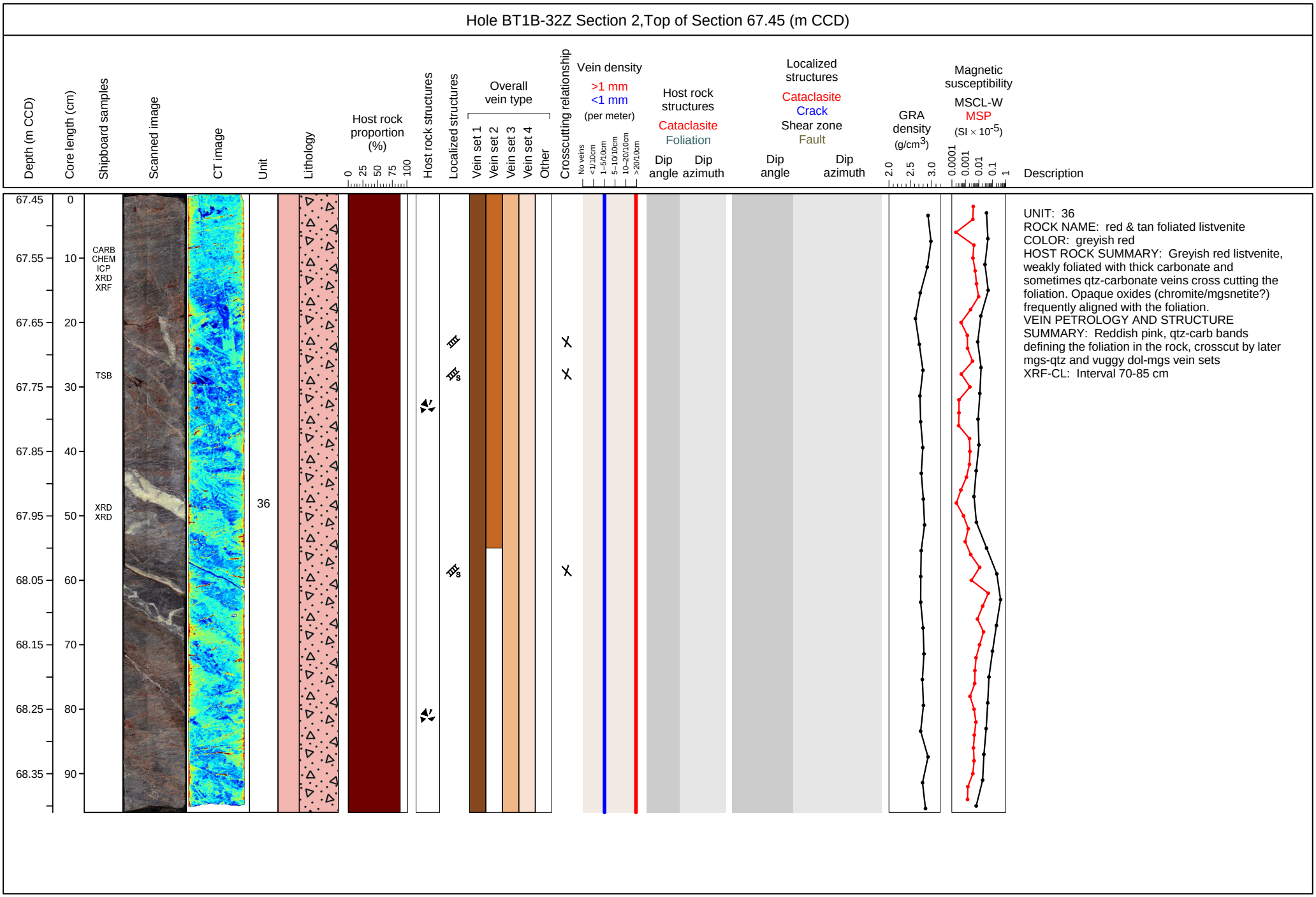

UNIT: 36
ROCK NAME: red & tan foliated listvenite
COLOR: greyish red
HOST ROCK SUMMARY: Greyish red listvenite, weakly foliated with thick carbonate and sometimes qtz-carbonate veins cross cutting the foliation. Opaque oxides (chromite/mgsnetite?) frequently aligned with the foliation.
VEIN PETROLOGY AND STRUCTURE SUMMARY: Reddish pink, qtz-carb bands defining the foliation in the rock, crosscut by later mgs-qtz and vuggy dol-mgs vein sets
XRF-CL: Interval 70-85 cm

Hole BT1B-32Z Section 3,Top of Section 68.42 (m CCD)

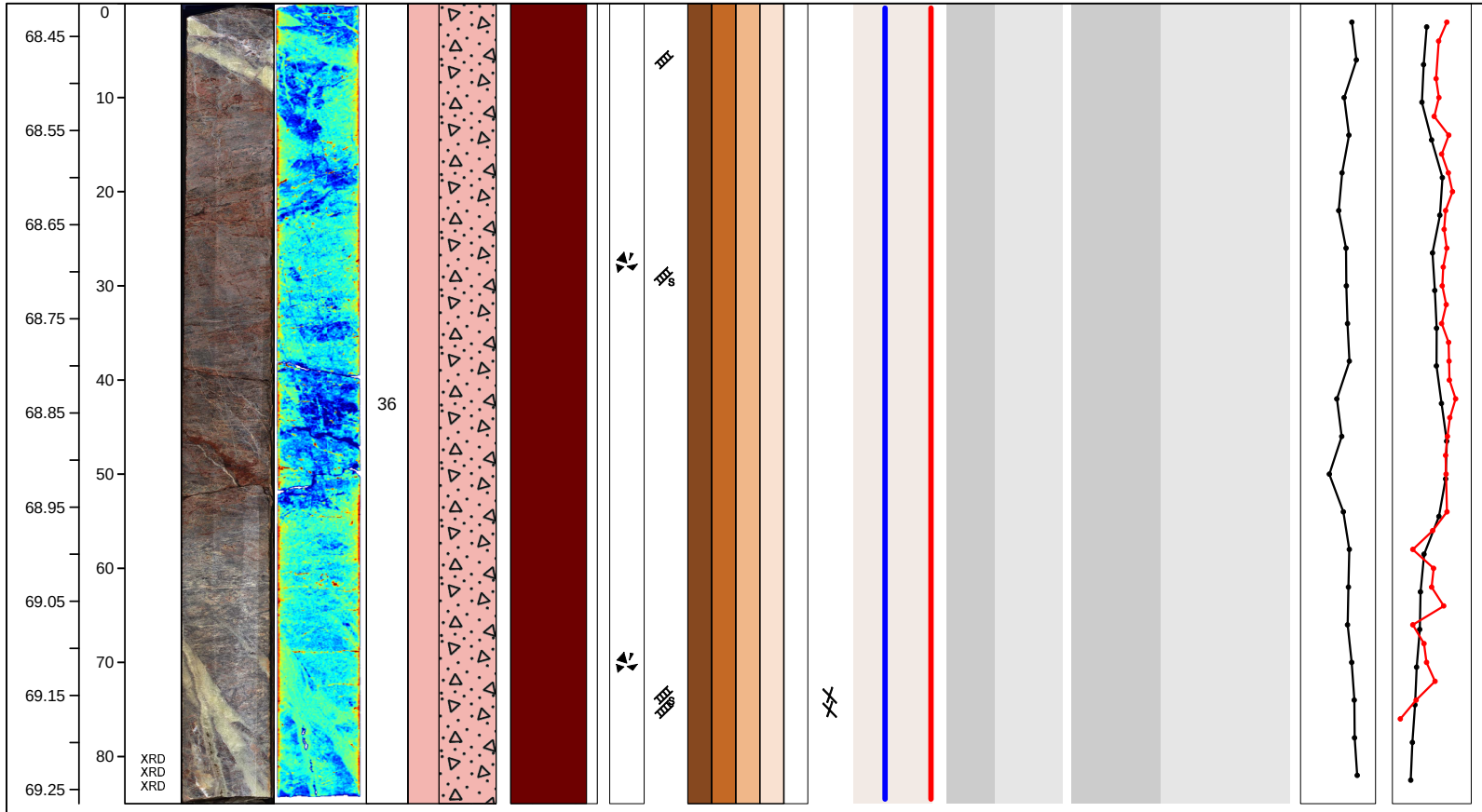

UNIT: 36
ROCK NAME: red & tan foliated listvenite
COLOR: greyish red
HOST ROCK SUMMARY: Greyish red listvenite, weakly foliated with thick carbonate and sometimes qtz-carbonate veins cross cutting the foliation. Opaque oxides (chromite/mgsnetite?) frequently aligned with the foliation.
VEIN PETROLOGY AND STRUCTURE SUMMARY: Reddish pink, qtz-carb bands roughly defining the foliation in the rock, crosscut by later mgs-qtz and vuggy dol-mgs vein sets
XRF-CL: Interval 15-30 cm and Interval 57-65 cm

Hole BT1B-32Z Section 4,Top of Section 69.27 (m CCD)

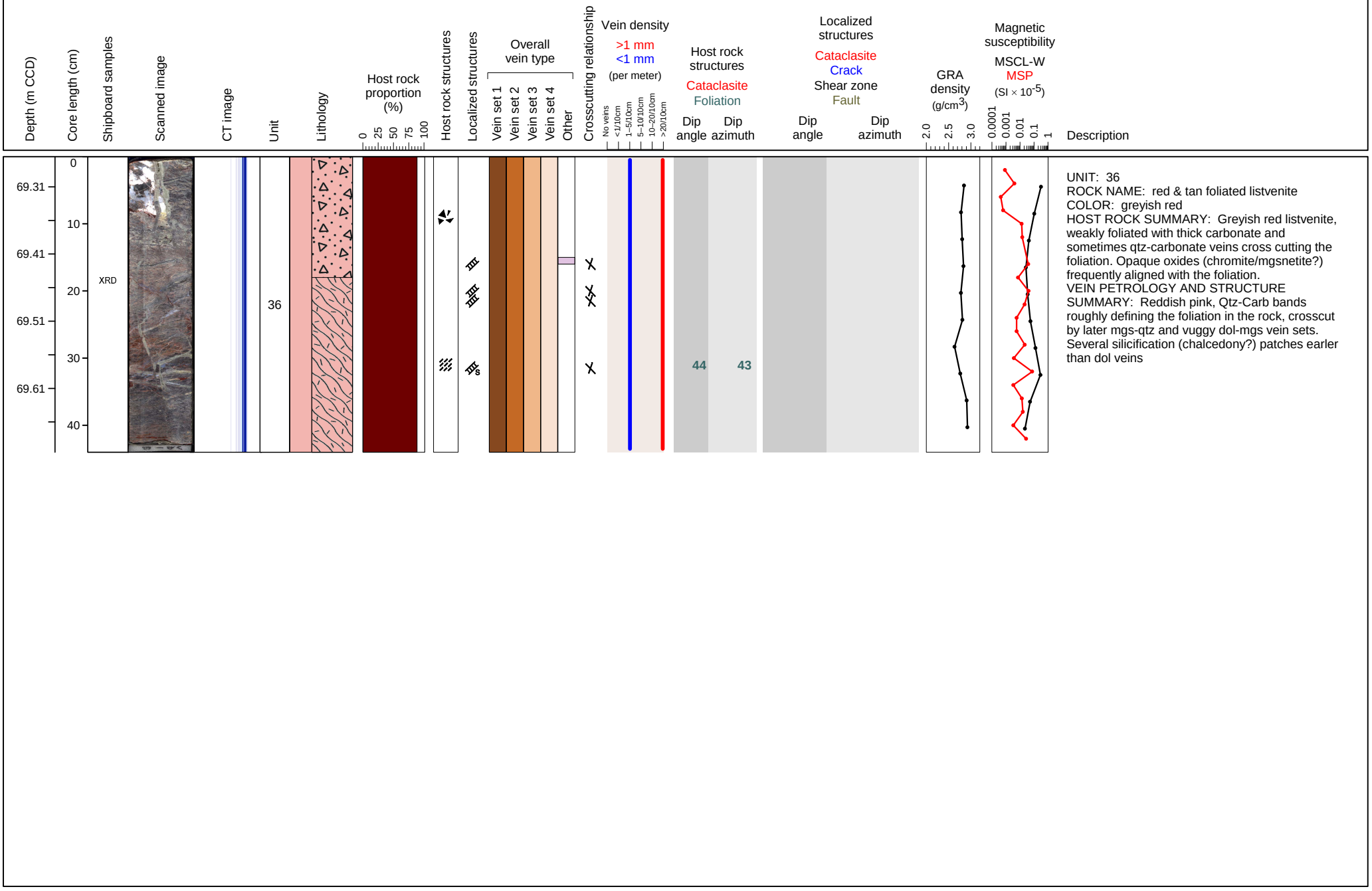

UNIT: 36
ROCK NAME: red & tan foliated listvenite
COLOR: greyish red
HOST ROCK SUMMARY: Greyish red listvenite, weakly foliated with thick carbonate and sometimes qtz-carbonate veins cross cutting the foliation. Opaque oxides (chromite/mgsnetite?) frequently aligned with the foliation.
VEIN PETROLOGY AND STRUCTURE SUMMARY: Reddish pink, Qtz-Carb bands roughly defining the foliation in the rock, crosscut by later mgs-qtz and vuggy dol-mgs vein sets. Several silicification (chalcedony?) patches earler than dol veins

Hole BT1B-33Z Section 1,Top of Section 69.70 (m CCD)

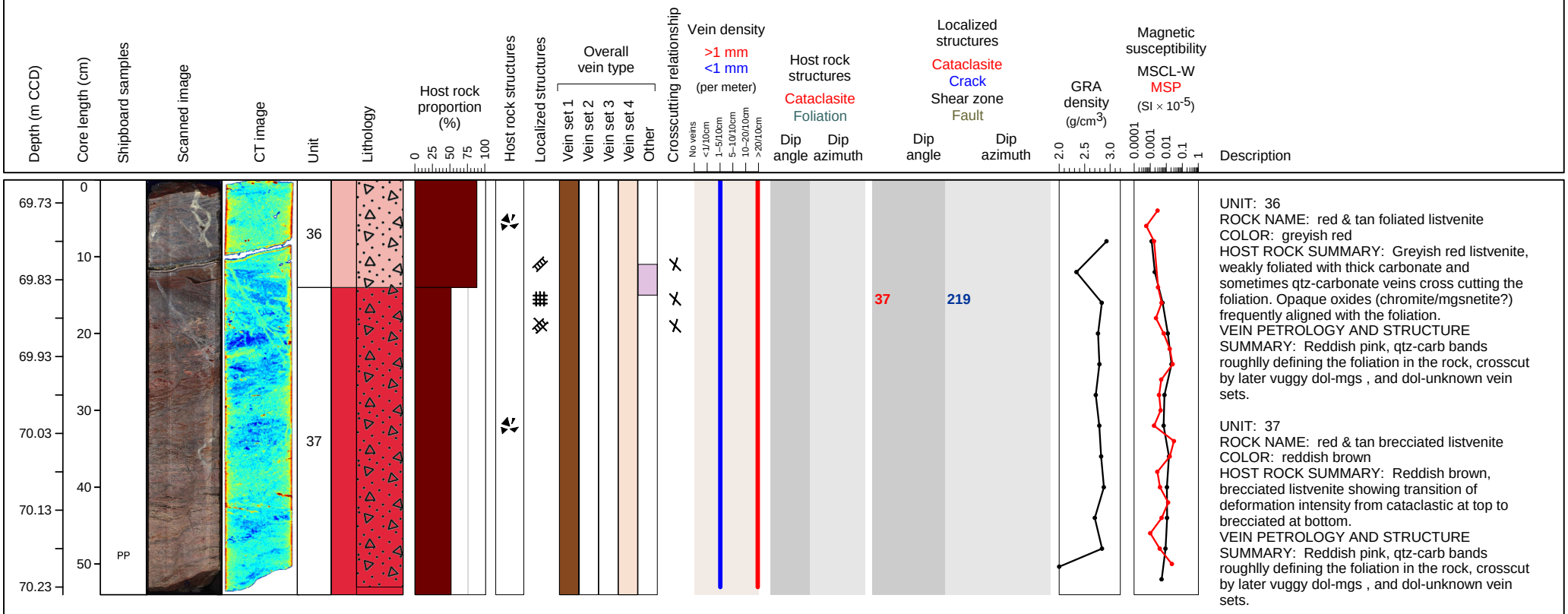

UNIT: 36
ROCK NAME: red & tan foliated listvenite
COLOR: greyish red
HOST ROCK SUMMARY: Greyish red listvenite, weakly foliated with thick carbonate and sometimes qtz-carbonate veins cross cutting the foliation. Opaque oxides (chromite/mgsnetite?) frequently aligned with the foliation.
VEIN PETROLOGY AND STRUCTURE SUMMARY: Reddish pink, qtz-carb bands roughlly defining the foliation in the rock, crosscut by later vuggy dol-mgs , and dol-unknown vein sets.

UNIT: 37
ROCK NAME: red & tan brecciated listvenite
COLOR: reddish brown
HOST ROCK SUMMARY: Reddish brown, brecciated listvenite showing transition of deformation intensity from cataclastic at top to brecciated at bottom.
VEIN PETROLOGY AND STRUCTURE SUMMARY: Reddish pink, qtz-carb bands roughlly defining the foliation in the rock, crosscut by later vuggy dol-mgs , and dol-unknown vein sets.

Hole BT1B-33Z Section 2,Top of Section 70.24 (m CCD)

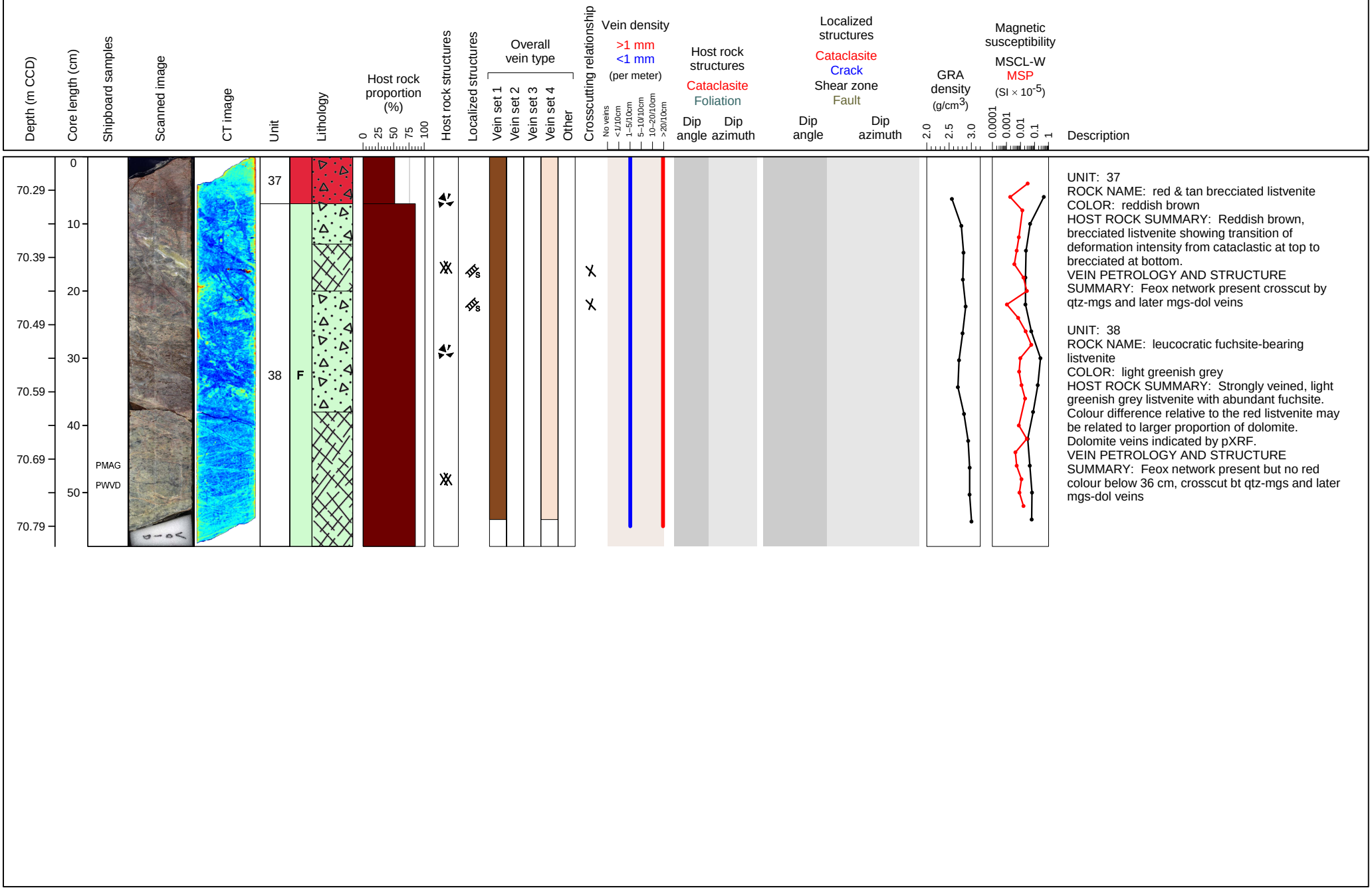

UNIT: 37
ROCK NAME: red & tan brecciated listvenite
COLOR: reddish brown
HOST ROCK SUMMARY: Reddish brown, brecciated listvenite showing transition of deformation intensity from cataclastic at top to brecciated at bottom.
VEIN PETROLOGY AND STRUCTURE SUMMARY: Feox network present crosscut by qtz-mgs and later mgs-dol veins

UNIT: 38
ROCK NAME: leucocratic fuchsite-bearing listvenite
COLOR: light greenish grey
HOST ROCK SUMMARY: Strongly veined, light greenish grey listvenite with abundant fuchsite. Colour difference relative to the red listvenite may be related to larger proportion of dolomite. Dolomite veins indicated by pXRF.
VEIN PETROLOGY AND STRUCTURE SUMMARY: Feox network present but no red colour below 36 cm, crosscut bt qtz-mgs and later mgs-dol veins

Hole BT1B-34Z Section 1,Top of Section 70.95 (m CCD)

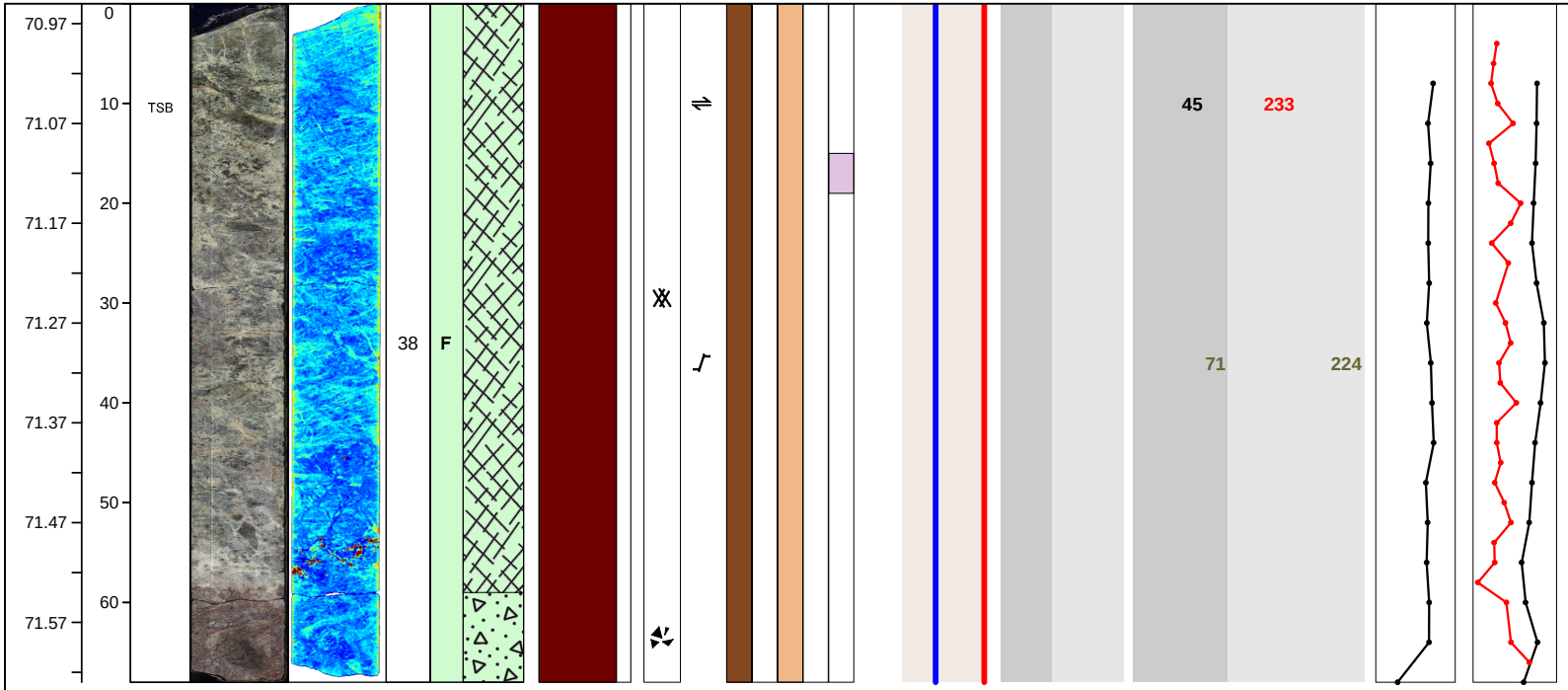

UNIT: 38
ROCK NAME: leucocratic fuchsite-bearing listvenite
COLOR: light greenish grey
HOST ROCK SUMMARY: Strongly veined, light greenish grey listvenite with abundant fuchsite. Colour difference relative to the red listvenite may be related to larger proportion of dolomite. Dolomite veins indicated by pXRF.
VEIN PETROLOGY AND STRUCTURE SUMMARY: Net veins are white down to 59 cm after that resume usual red coloration

Hole BT1B-35Z Section 1,Top of Section 71.45 (m CCD)

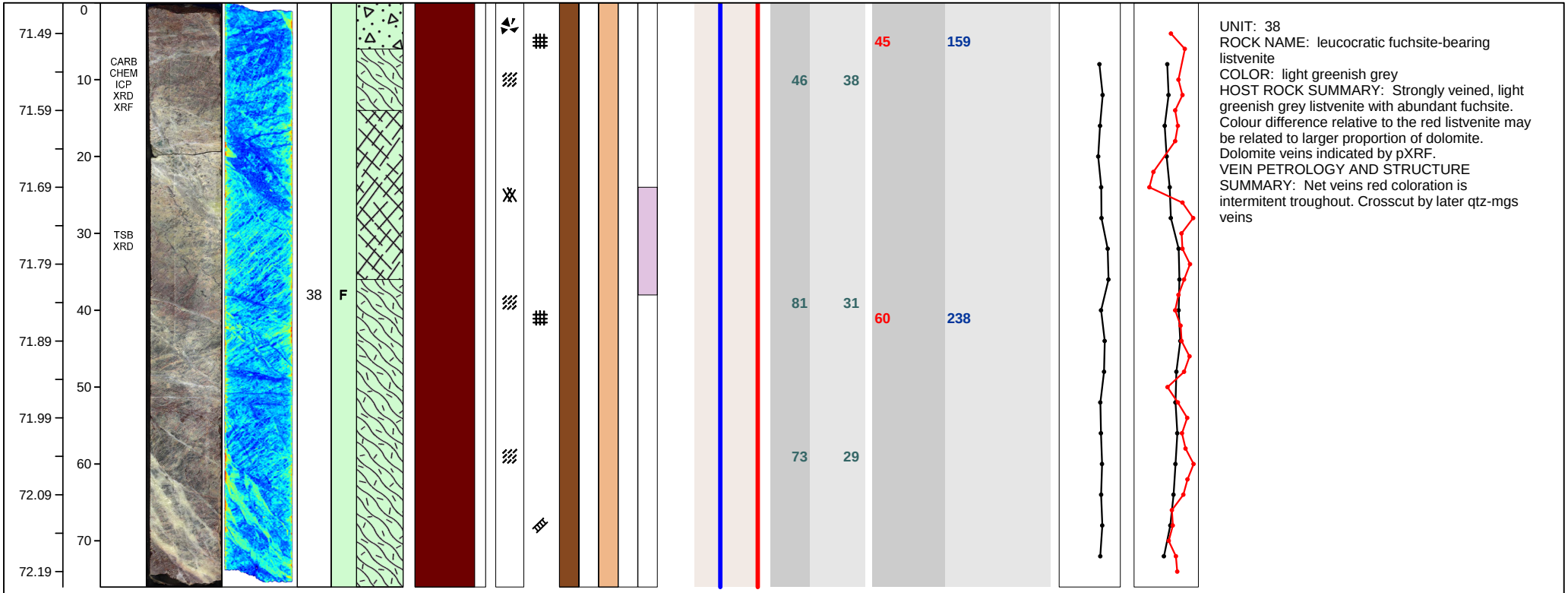

UNIT: 38
ROCK NAME: leucocratic fuchsite-bearing listvenite
COLOR: light greenish grey
HOST ROCK SUMMARY: Strongly veined, light greenish grey listvenite with abundant fuchsite. Colour difference relative to the red listvenite may be related to larger proportion of dolomite. Dolomite veins indicated by pXRF.
VEIN PETROLOGY AND STRUCTURE SUMMARY: Net veins red coloration is intermitent troughout. Crosscut by later qtz-mgs veins

Hole BT1B-35Z Section 2,Top of Section 72.20 (m CCD)

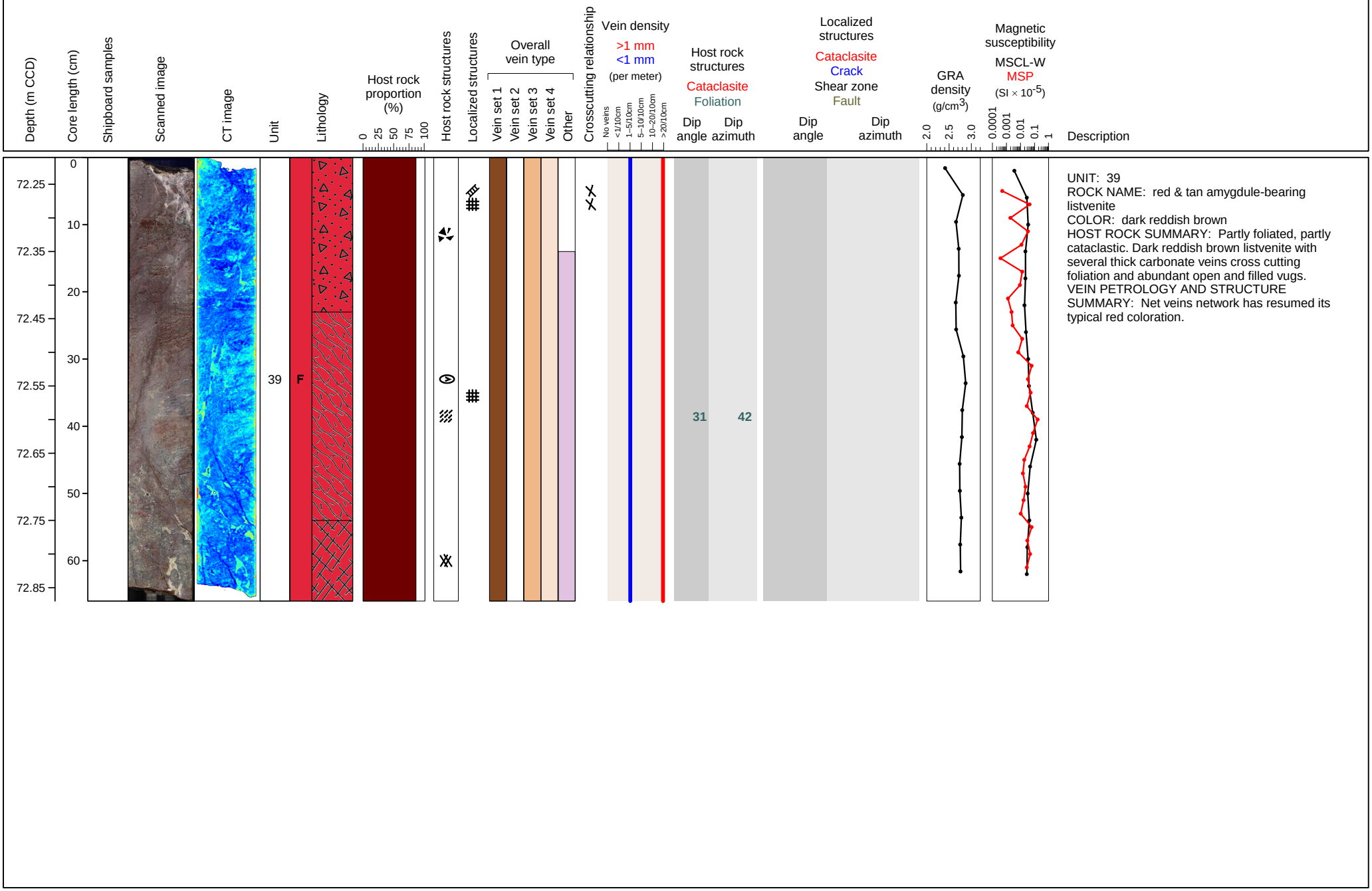

UNIT: 39
ROCK NAME: red & tan amygdule-bearing listvenite
COLOR: dark reddish brown
HOST ROCK SUMMARY: Partly foliated, partly cataclastic. Dark reddish brown listvenite with several thick carbonate veins cross cutting foliation and abundant open and filled vugs.
VEIN PETROLOGY AND STRUCTURE SUMMARY: Net veins network has resumed its typical red coloration.

Hole BT1B-36Z Section 1,Top of Section 72.75 (m CCD)

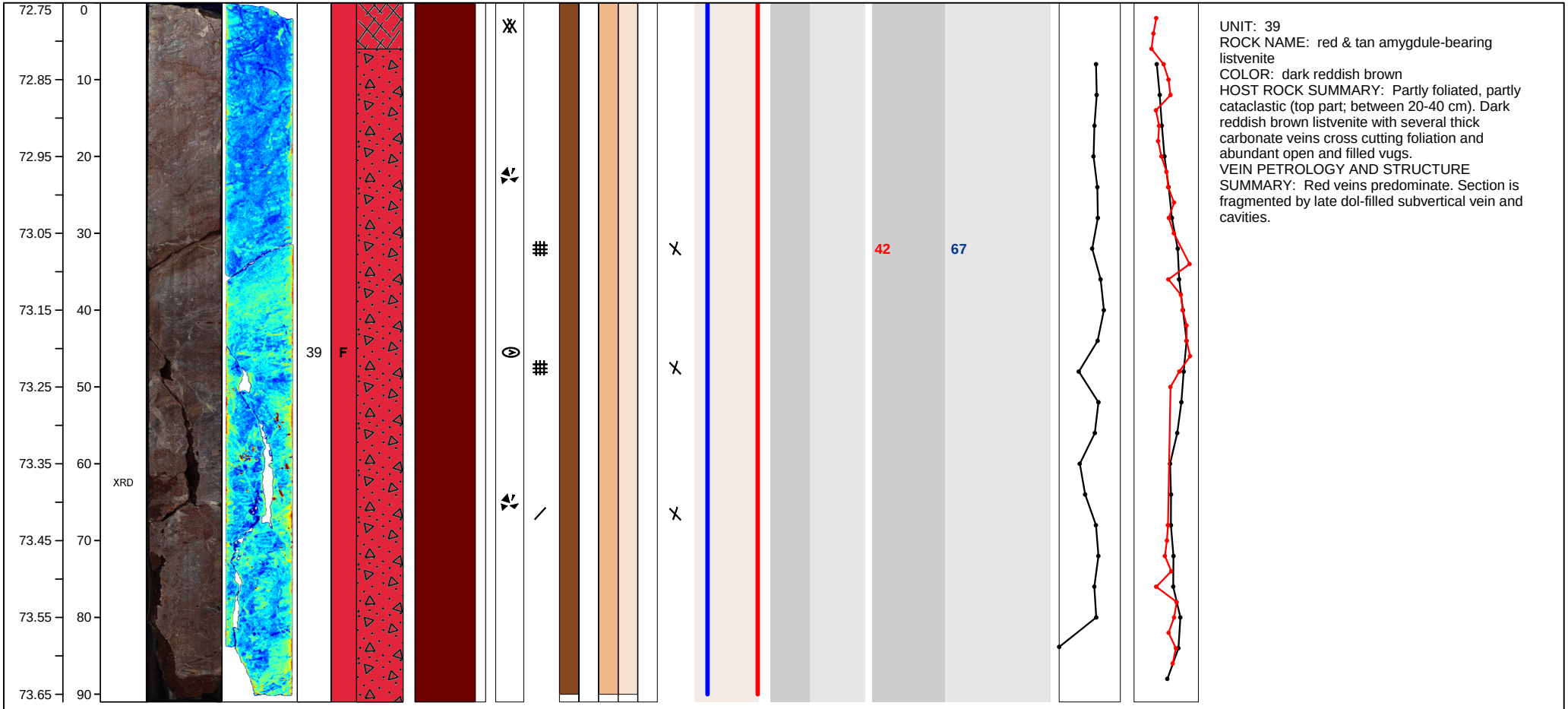

UNIT: 39
ROCK NAME: red & tan amygdule-bearing listvenite
COLOR: dark reddish brown
HOST ROCK SUMMARY: Partly foliated, partly cataclastic (top part; between 20-40 cm). Dark reddish brown listvenite with several thick carbonate veins cross cutting foliation and abundant open and filled vugs.
VEIN PETROLOGY AND STRUCTURE SUMMARY: Red veins predominate. Section is fragmented by late dol-filled subvertical vein and cavities.

Hole BT1B-36Z Section 2,Top of Section 73.65 (m CCD)

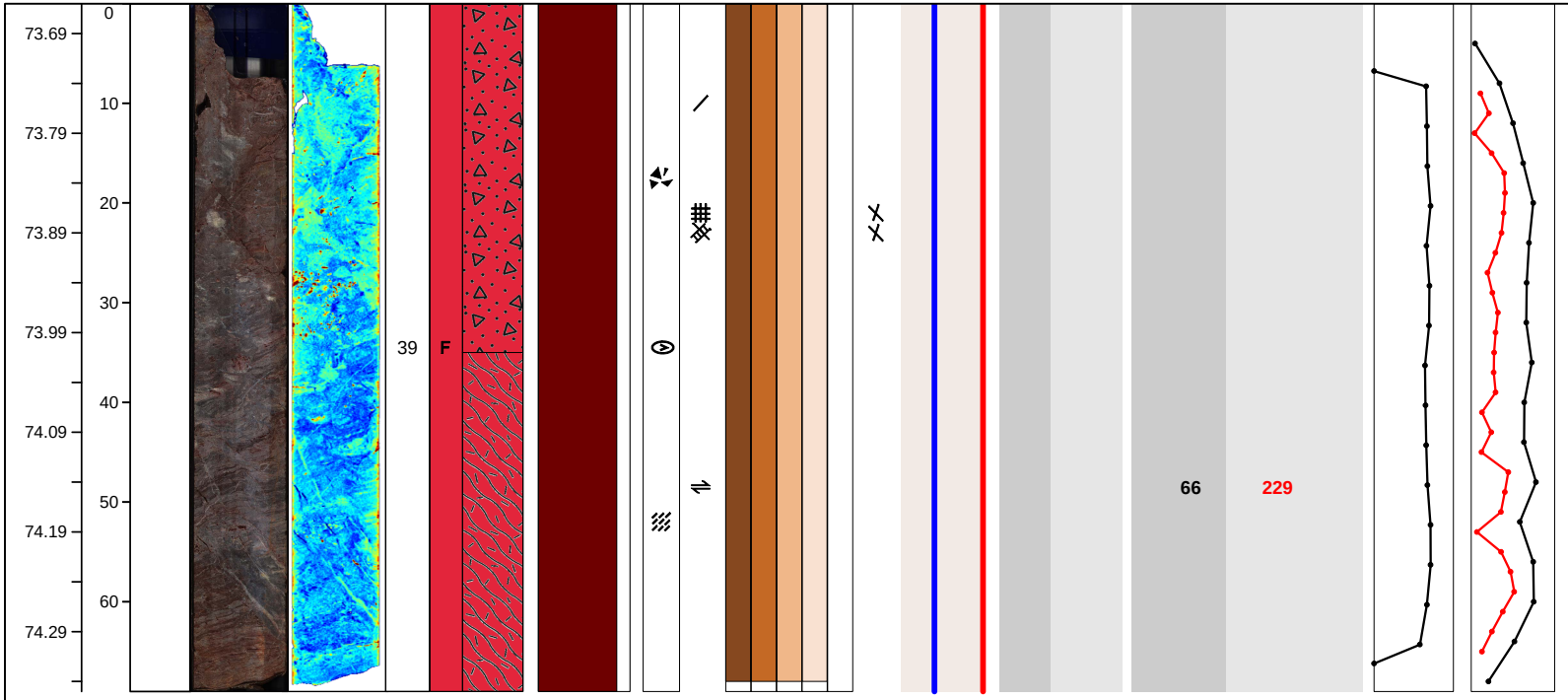

UNIT: 39
ROCK NAME: red & tan amygdule-bearing listvenite
COLOR: dark reddish brown
HOST ROCK SUMMARY: Partly foliated, partly cataclastic (top part between 25-40 cm). Dark reddish brown listvenite with several thick carbonate veins cross cutting foliation and abundant open and filled vugs.
VEIN PETROLOGY AND STRUCTURE SUMMARY: Red to pinkish bands defining the listv foliation are back. Red veins predominate, late dol-filled subvertical vein and cavities

Hole BT1B-36Z Section 3,Top of Section 74.35 (m CCD)

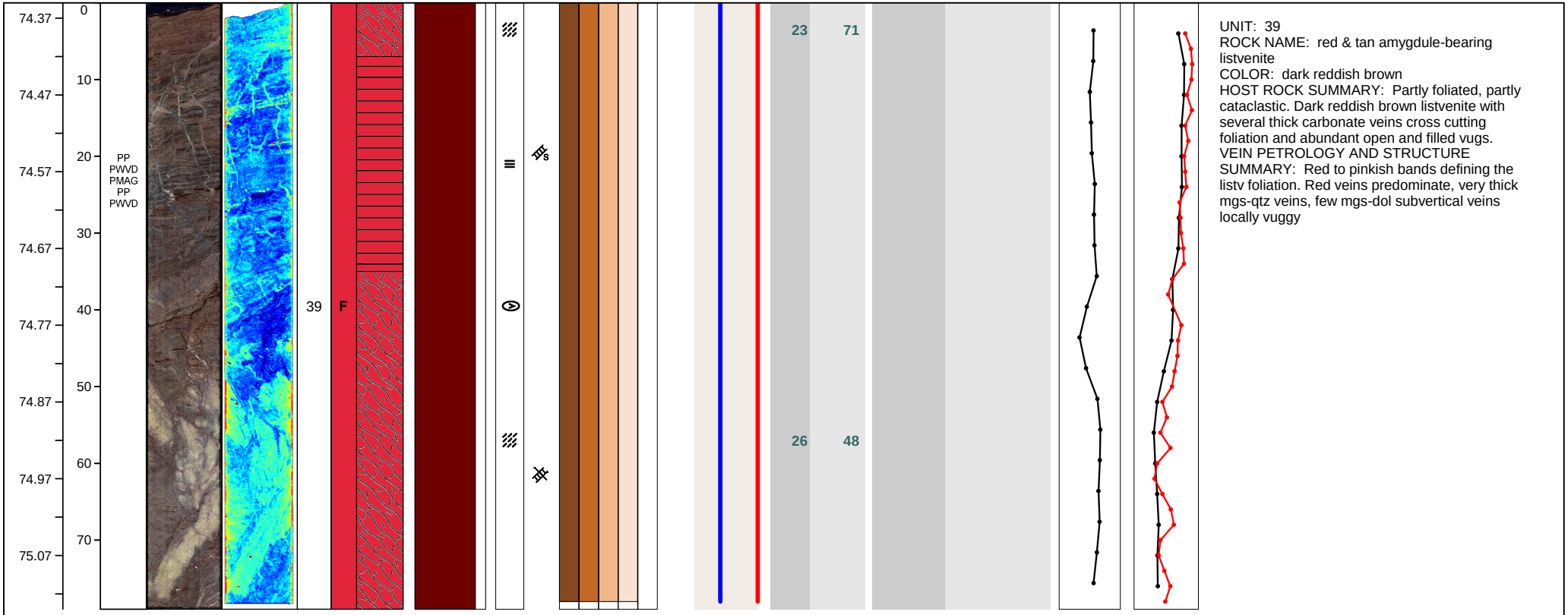

UNIT: 39
ROCK NAME: red & tan amygdule-bearing listvenite
COLOR: dark reddish brown
HOST ROCK SUMMARY: Partly foliated, partly cataclastic. Dark reddish brown listvenite with several thick carbonate veins cross cutting foliation and abundant open and filled vugs.
VEIN PETROLOGY AND STRUCTURE SUMMARY: Red to pinkish bands defining the listv foliation. Red veins predominate, very thick mgs-qtz veins, few mgs-dol subvertical veins locally vuggy

Hole BT1B-36Z Section 4,Top of Section 75.12 (m CCD)

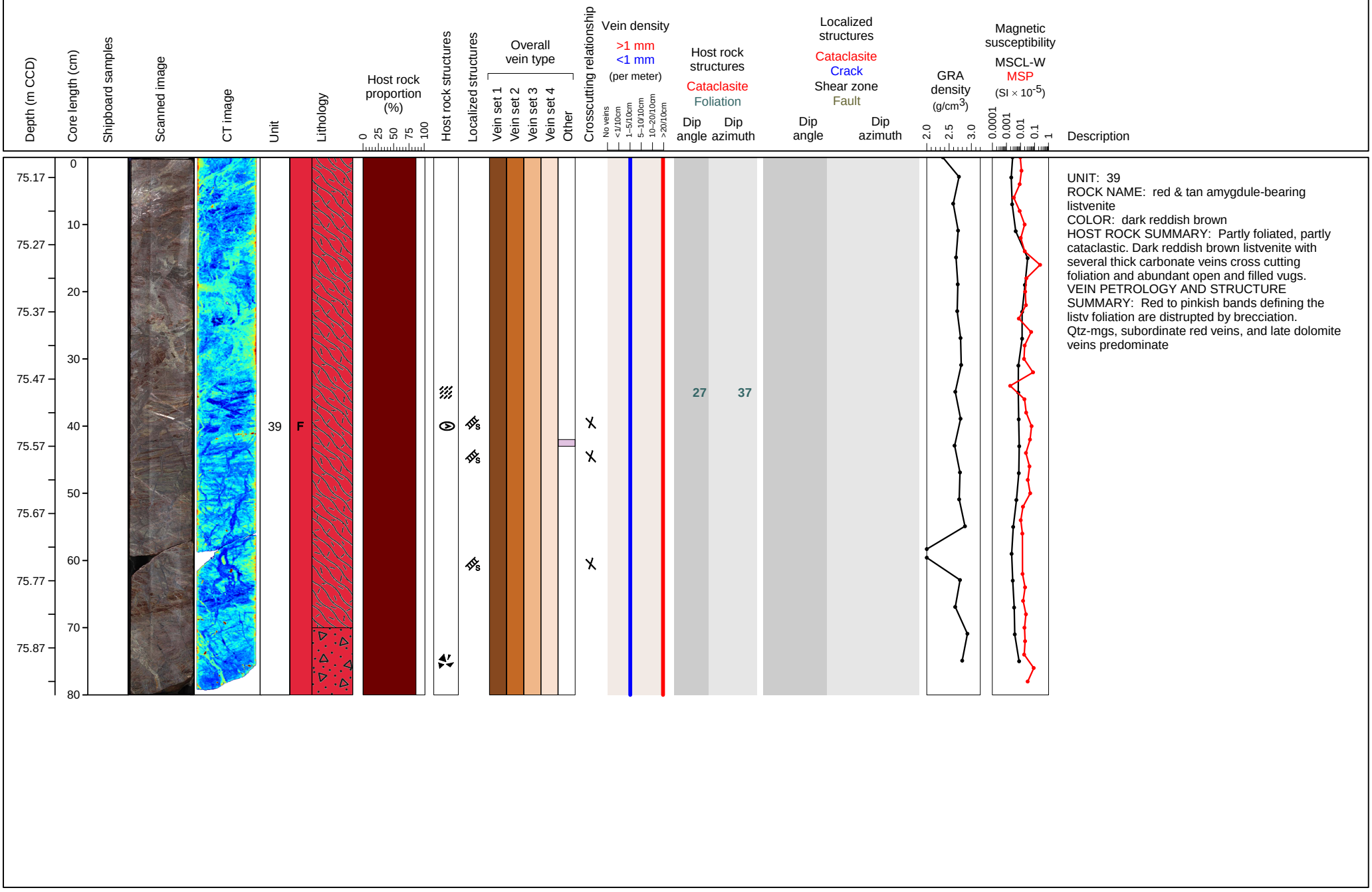

UNIT: 39
ROCK NAME: red & tan amygdule-bearing listvenite
COLOR: dark reddish brown
HOST ROCK SUMMARY: Partly foliated, partly cataclastic. Dark reddish brown listvenite with several thick carbonate veins cross cutting foliation and abundant open and filled vugs.
VEIN PETROLOGY AND STRUCTURE SUMMARY: Red to pinkish bands defining the listv foliation are distrupted by brecciation. Qtz-mgs, subordinate red veins, and late dolomite veins predominate

Hole BT1B-37Z Section 1,Top of Section 75.80 (m CCD)

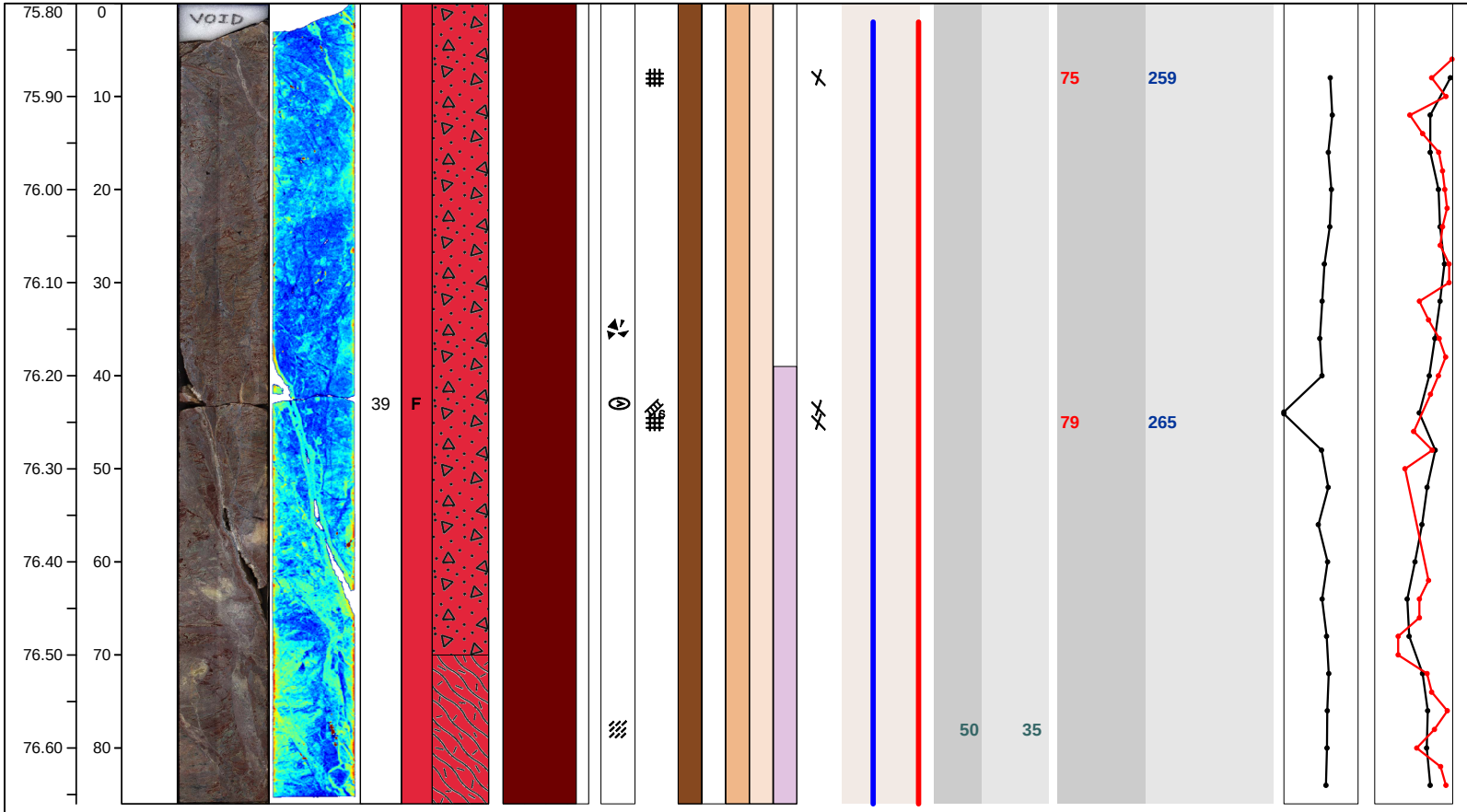

UNIT: 39
ROCK NAME: red & tan amygdule-bearing listvenite
COLOR: dark reddish brown
HOST ROCK SUMMARY: Partly foliated, partly cataclastic. Dark reddish brown listvenite with several thick carbonate veins cross cutting foliation and abundant open and filled vugs.
VEIN PETROLOGY AND STRUCTURE SUMMARY: Red veins dominant, qtz-magnesite present only as remnants after brecciation, dolomite magnesite with vuggy domains and fractures associated with late brecciation.

Hole BT1B-37Z Section 2,Top of Section 76.67 (m CCD)

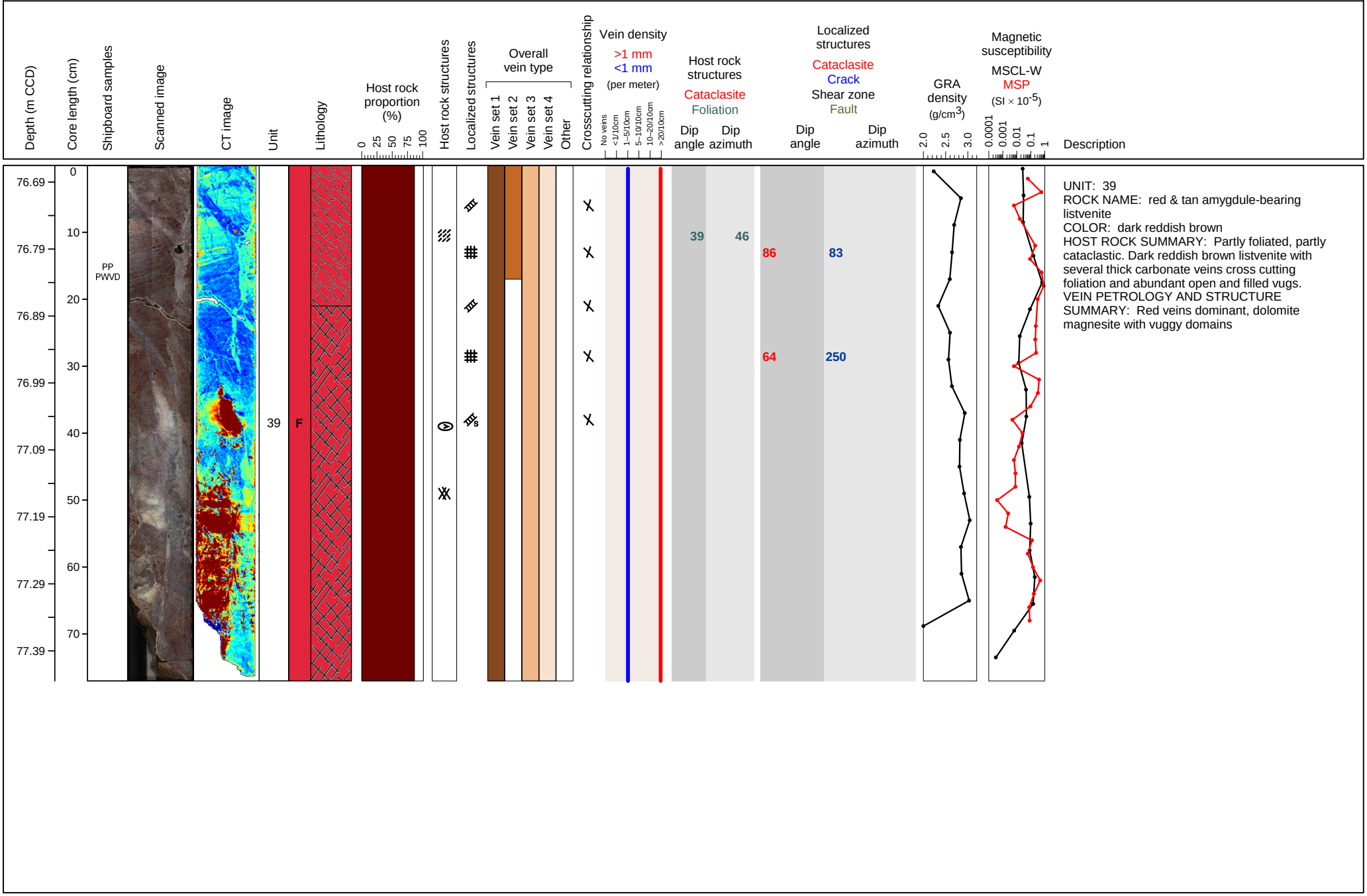

UNIT: 39
ROCK NAME: red & tan amygdule-bearing listvenite
COLOR: dark reddish brown
HOST ROCK SUMMARY: Partly foliated, partly cataclastic. Dark reddish brown listvenite with several thick carbonate veins cross cutting foliation and abundant open and filled vugs.
VEIN PETROLOGY AND STRUCTURE SUMMARY: Red veins dominant, dolomite magnesite with vuggy domains

Hole BT1B-37Z Section 3,Top of Section 77.44 (m CCD)

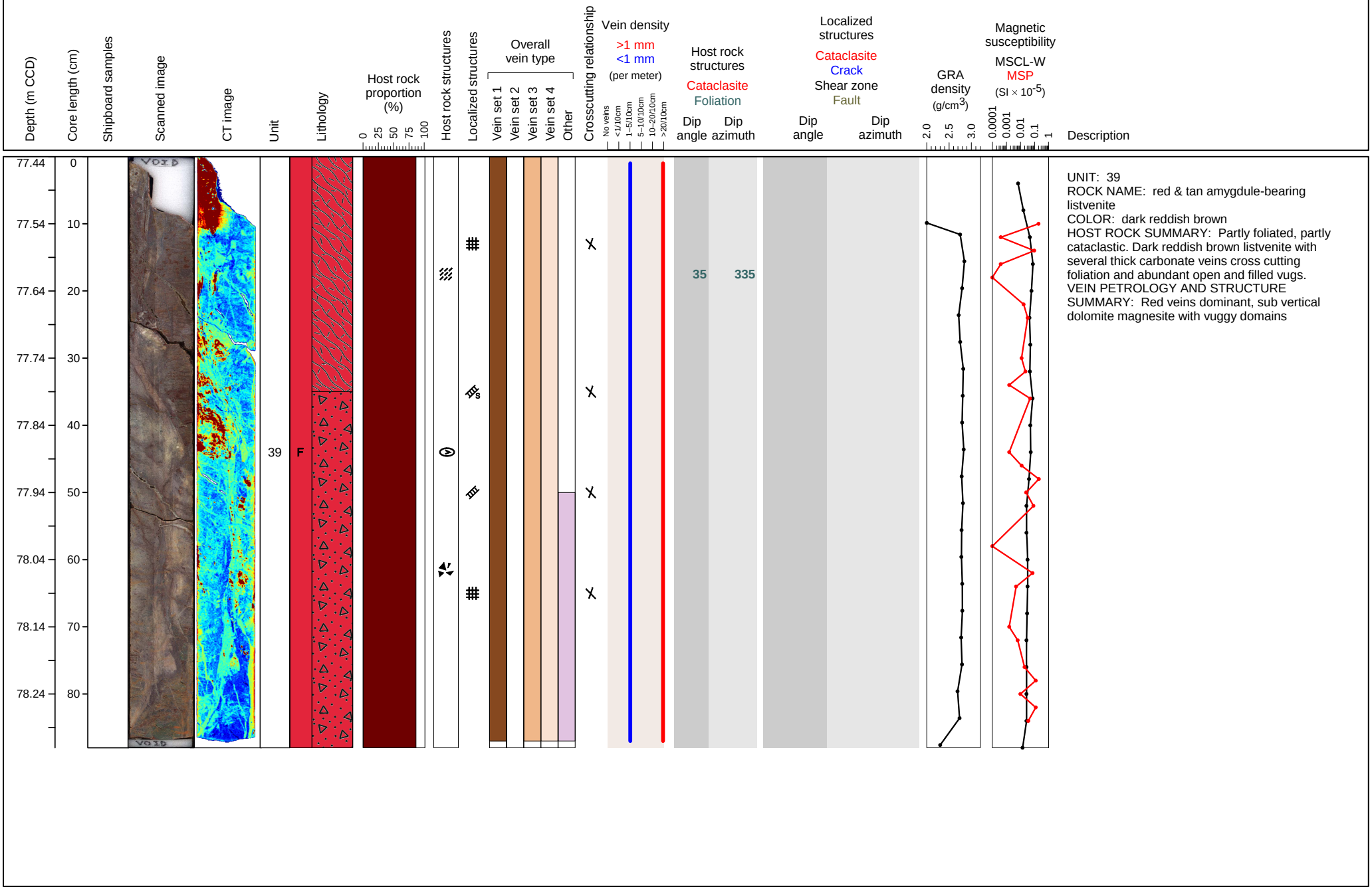

UNIT: 39
ROCK NAME: red & tan amygdule-bearing listvenite
COLOR: dark reddish brown
HOST ROCK SUMMARY: Partly foliated, partly cataclastic. Dark reddish brown listvenite with several thick carbonate veins cross cutting foliation and abundant open and filled vugs.
VEIN PETROLOGY AND STRUCTURE SUMMARY: Red veins dominant, sub vertical dolomite magnesite with vuggy domains

Hole BT1B-37Z Section 4,Top of Section 78.32 (m CCD)

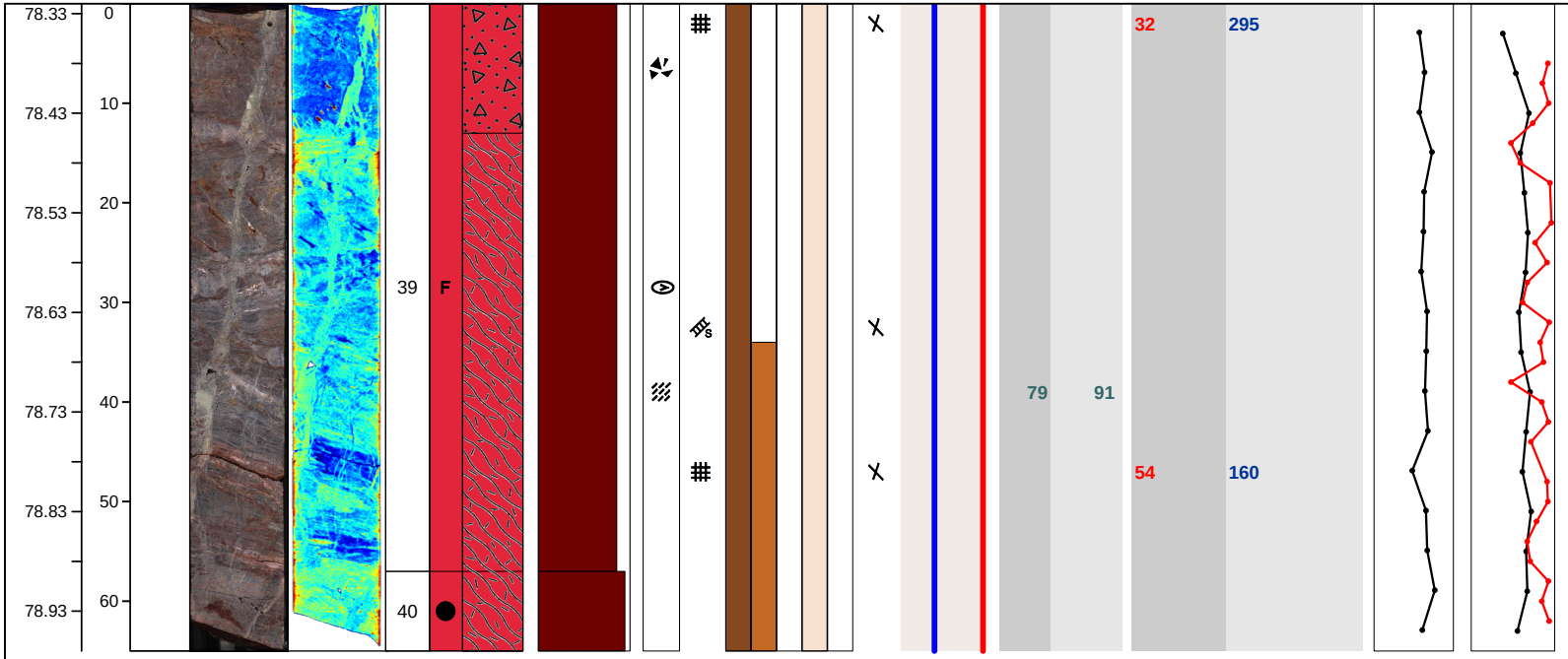

UNIT: 39
ROCK NAME: red & tan amygdule-bearing listvenite
COLOR: dark reddish brown
HOST ROCK SUMMARY: Partly foliated, partly cataclastic. Dark reddish brown listvenite with several thick carbonate veins cross cutting foliation and abundant open and filled vugs.
VEIN PETROLOGY AND STRUCTURE SUMMARY: Prominent grey, white to pink qtz carbonate vein with vugs running down section at low angle to core axis

UNIT: 40
ROCK NAME: red & tan foliated listvenite
COLOR: dark reddish grey
HOST ROCK SUMMARY: Dark red listvenite mylonite containing several large vugs cross cutting the foliation.
VEIN PETROLOGY AND STRUCTURE SUMMARY: Prominent grey, white to pink qtz carbonate vein with vugs running down section at low angle to core axis

Hole BT1B-38Z Section 1,Top of Section 78.85 (m CCD)

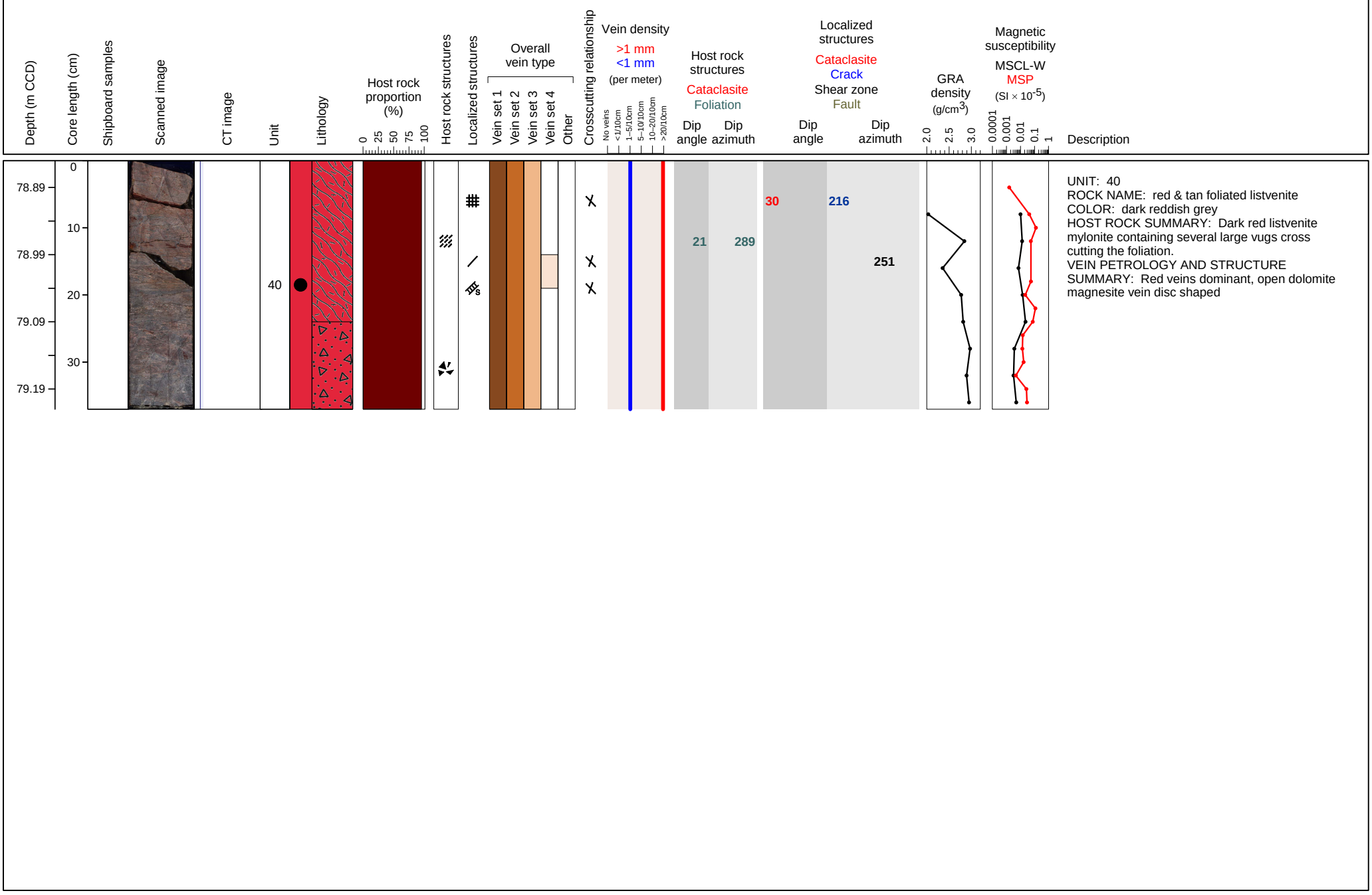

UNIT: 40
ROCK NAME: red & tan foliated listvenite
COLOR: dark reddish grey
HOST ROCK SUMMARY: Dark red listvenite mylonite containing several large vugs cross cutting the foliation.
VEIN PETROLOGY AND STRUCTURE SUMMARY: Red veins dominant, open dolomite magnesite vein disc shaped

Hole BT1B-38Z Section 2,Top of Section 79.23 (m CCD)

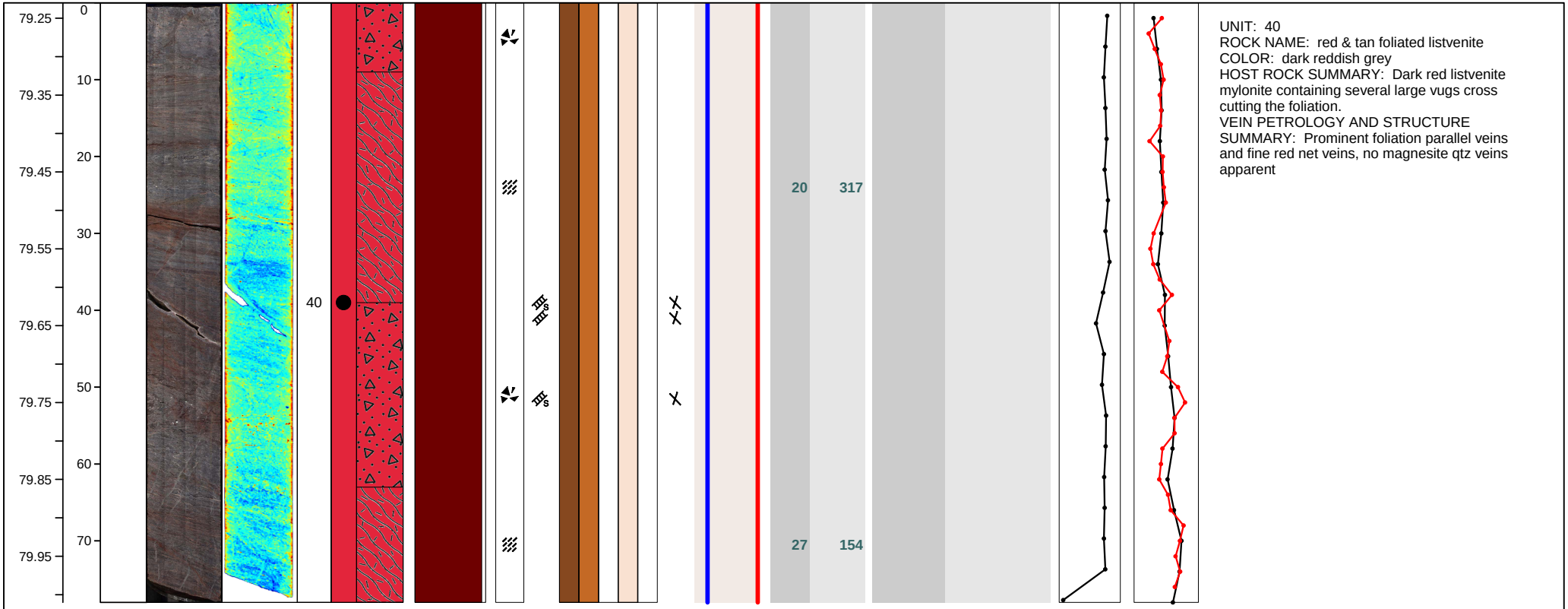

UNIT: 40
ROCK NAME: red & tan foliated listvenite
COLOR: dark reddish grey
HOST ROCK SUMMARY: Dark red listvenite mylonite containing several large vugs cross cutting the foliation.
VEIN PETROLOGY AND STRUCTURE SUMMARY: Prominent foliation parallel veins and fine red net veins, no magnesite qtz veins apparent

Hole BT1B-38Z Section 3,Top of Section 80.01 (m CCD)

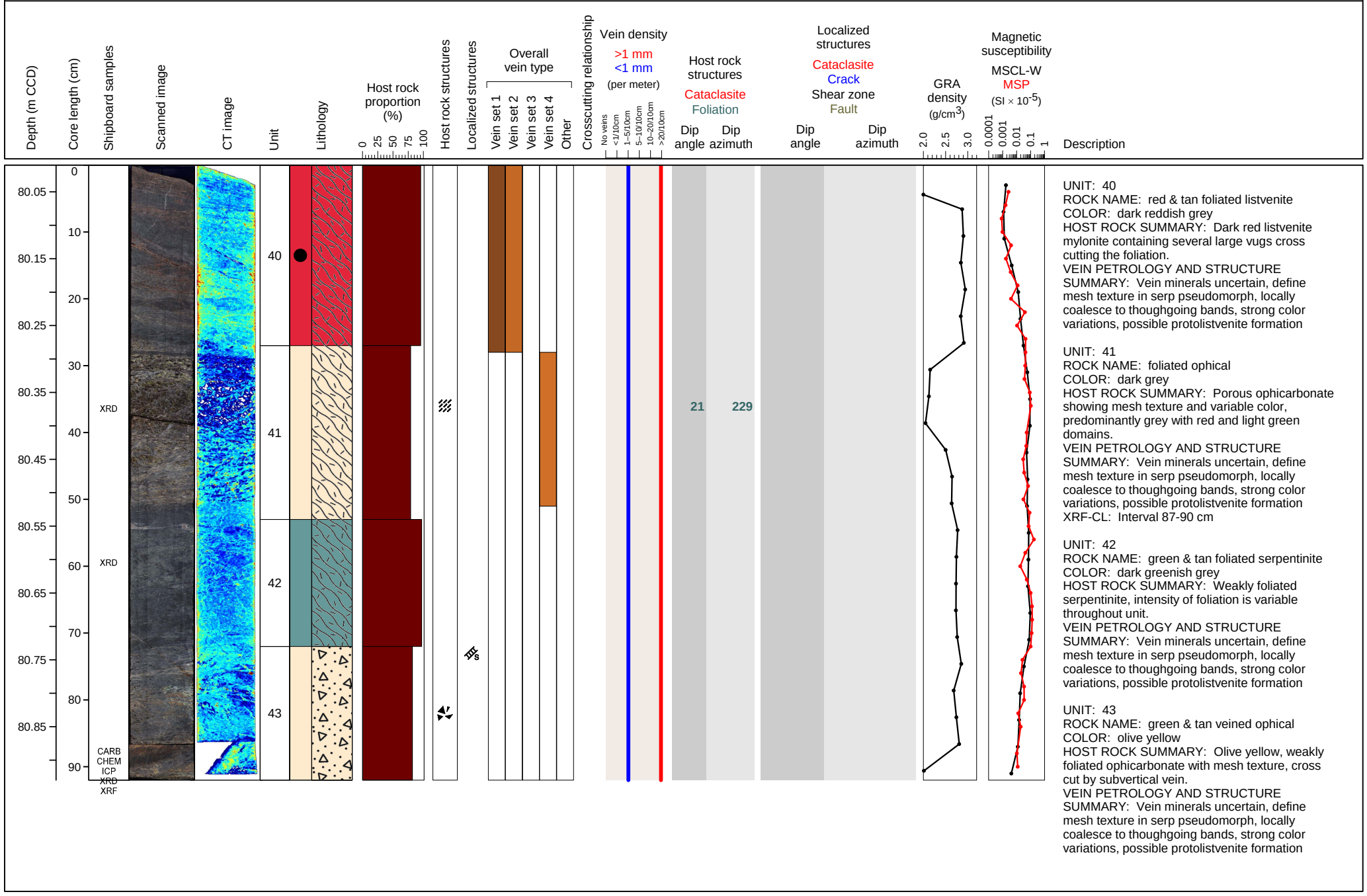

UNIT: 40
ROCK NAME: red & tan foliated listvenite
COLOR: dark reddish grey
HOST ROCK SUMMARY: Dark red listvenite mylonite containing several large vugs cross cutting the foliation.
VEIN PETROLOGY AND STRUCTURE SUMMARY: Vein minerals uncertain, define mesh texture in serp pseudomorph, locally coalesce to thoughgoing bands, strong color variations, possible protolistvenite formation

UNIT: 41
ROCK NAME: foliated ophical
COLOR: dark grey
HOST ROCK SUMMARY: Porous ophicarbonate showing mesh texture and variable color, predominantly grey with red and light green domains.
VEIN PETROLOGY AND STRUCTURE SUMMARY: Vein minerals uncertain, define mesh texture in serp pseudomorph, locally coalesce to thoughgoing bands, strong color variations, possible protolistvenite formation
XRF-CL: Interval 87-90 cm

UNIT: 42
ROCK NAME: green & tan foliated serpentinite
COLOR: dark greenish grey
HOST ROCK SUMMARY: Weakly foliated serpentinite, intensity of foliation is variable throughout unit.
VEIN PETROLOGY AND STRUCTURE SUMMARY: Vein minerals uncertain, define mesh texture in serp pseudomorph, locally coalesce to thoughgoing bands, strong color variations, possible protolistvenite formation

UNIT: 43
ROCK NAME: green & tan veined ophical
COLOR: olive yellow
HOST ROCK SUMMARY: Olive yellow, weakly foliated ophicarbonate with mesh texture, cross cut by subvertical vein.
VEIN PETROLOGY AND STRUCTURE SUMMARY: Vein minerals uncertain, define mesh texture in serp pseudomorph, locally coalesce to thoughgoing bands, strong color variations, possible protolistvenite formation

Hole BT1B-38Z Section 4,Top of Section 80.93 (m CCD)

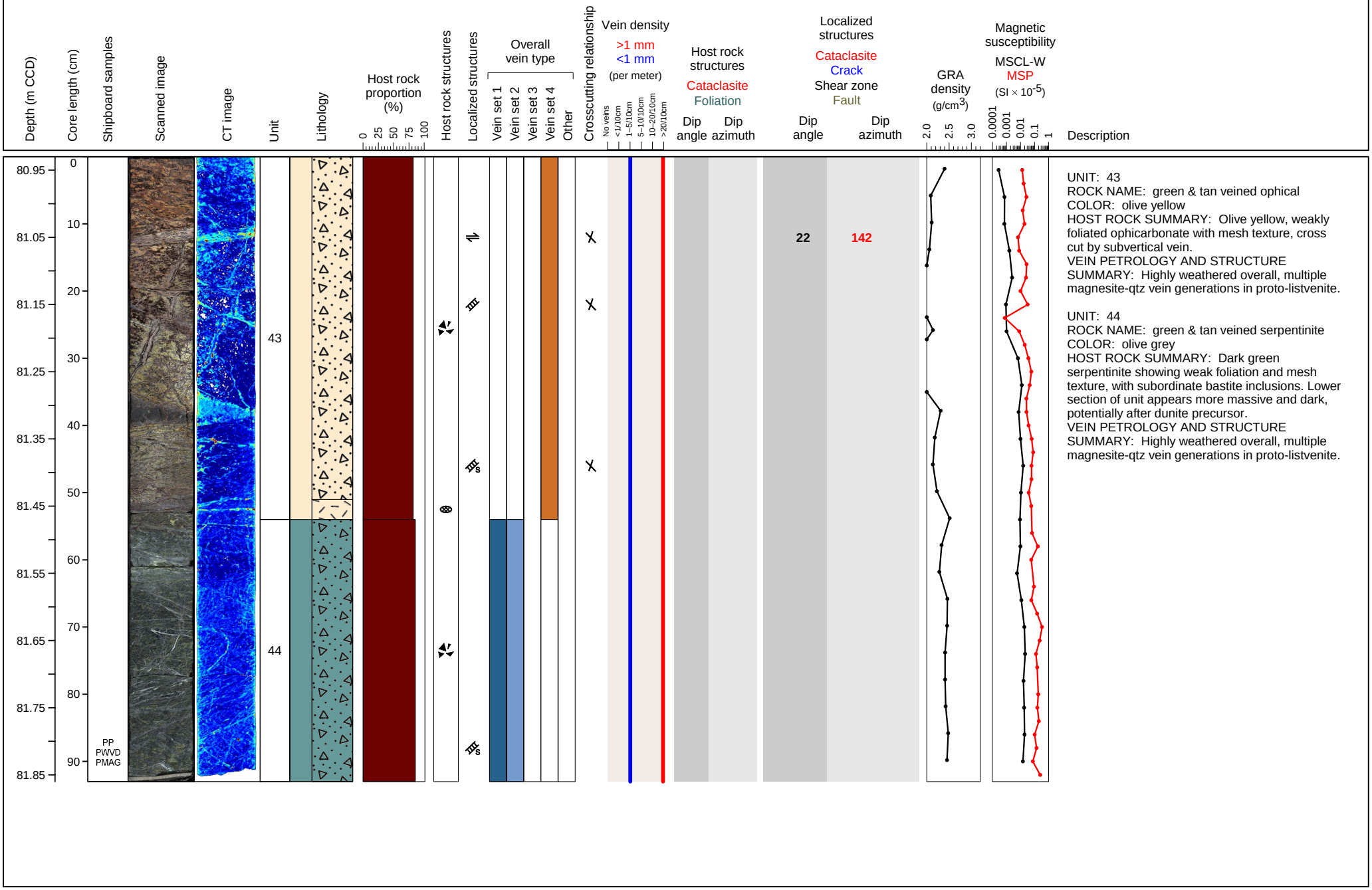

UNIT: 43
ROCK NAME: green & tan veined ophical
COLOR: olive yellow
HOST ROCK SUMMARY: Olive yellow, weakly foliated ophicarbonate with mesh texture, cross cut by subvertical vein.
VEIN PETROLOGY AND STRUCTURE SUMMARY: Highly weathered overall, multiple magnesite-qtz vein generations in proto-listvenite.

UNIT: 44
ROCK NAME: green & tan veined serpentinite
COLOR: olive grey
HOST ROCK SUMMARY: Dark green serpentinite showing weak foliation and mesh texture, with subordinate bastite inclusions. Lower section of unit appears more massive and dark, potentially after dunite precursor.
VEIN PETROLOGY AND STRUCTURE SUMMARY: Highly weathered overall, multiple magnesite-qtz vein generations in proto-listvenite.

Hole BT1B-39Z Section 1,Top of Section 81.90 (m CCD)

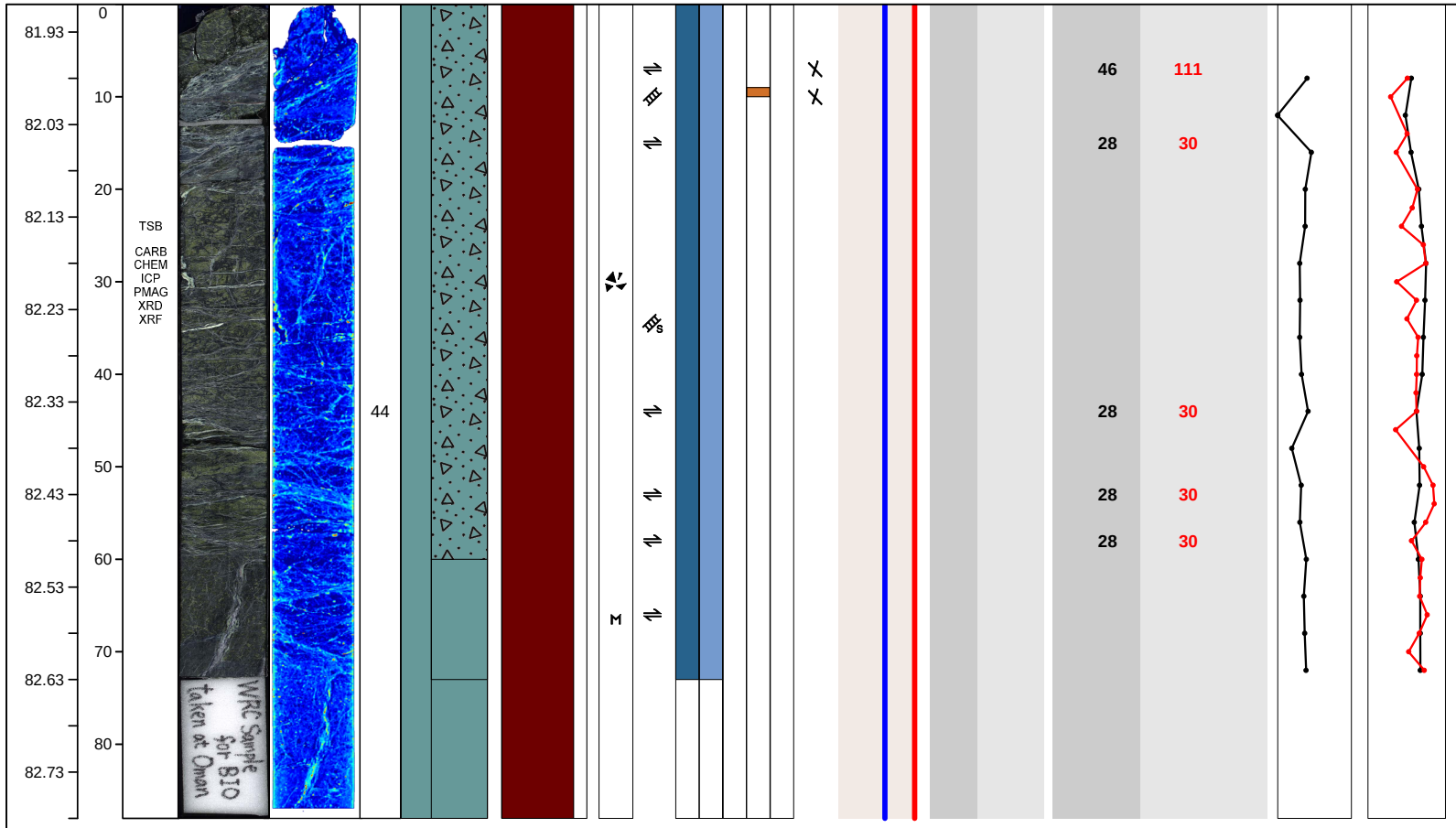

UNIT: 44
ROCK NAME: green & tan veined serpentinite
COLOR: olive grey
HOST ROCK SUMMARY: Dark green serpentinite showing weak foliation and mesh texture, with subordinate bastite inclusions. Lower section of unit appears more massive and dark, potentially after dunite precursor.
VEIN PETROLOGY AND STRUCTURE SUMMARY: Abundant irregular carb-serp veins, cut by one mgs-qtz vein near top of section.

Hole BT1B-39Z Section 2,Top of Section 82.78 (m CCD)

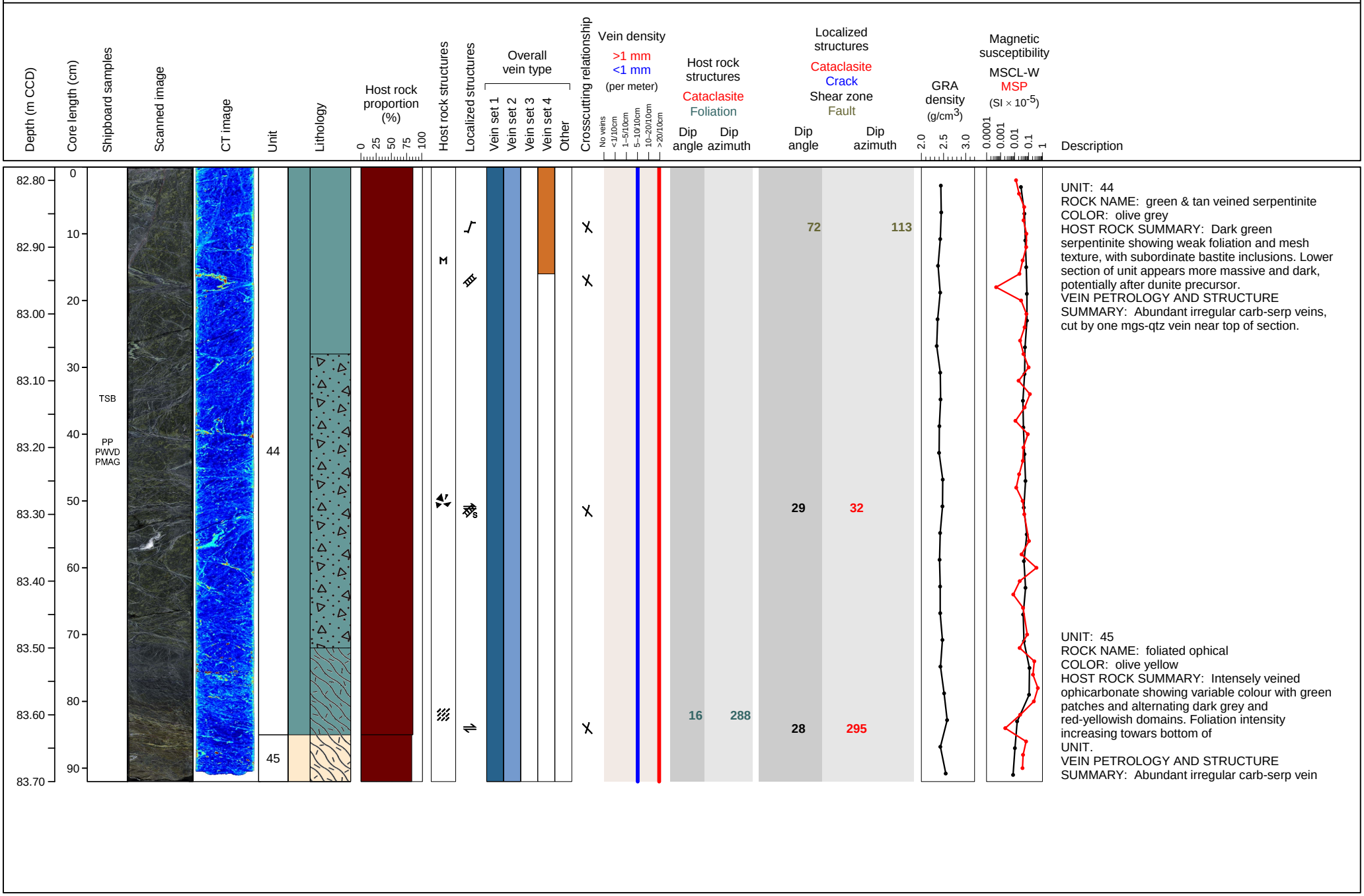

UNIT: 44
ROCK NAME: green & tan veined serpentinite
COLOR: olive grey
HOST ROCK SUMMARY: Dark green serpentinite showing weak foliation and mesh texture, with subordinate bastite inclusions. Lower section of unit appears more massive and dark, potentially after dunite precursor.
VEIN PETROLOGY AND STRUCTURE SUMMARY: Abundant irregular carb-serp veins, cut by one mgs-qtz vein near top of section.

UNIT: 45
ROCK NAME: foliated ophical
COLOR: olive yellow
HOST ROCK SUMMARY: Intensely veined ophicarbonate showing variable colour with green patches and alternating dark grey and red-yellowish domains. Foliation intensity increasing towars bottom of UNIT.
VEIN PETROLOGY AND STRUCTURE SUMMARY: Abundant irregular carb-serp vein

Hole BT1B-39Z Section 3,Top of Section 83.70 (m CCD)



UNIT: 45
ROCK NAME: foliated ophical
COLOR: olive yellow
HOST ROCK SUMMARY: Intensely veined ophicarbonate showing variable colour with green patches and alternating dark grey and red-yellowish domains. Foliation intensity increasing towars bottom of unit. Serpentinite preserved between 28-44 cm.
VEIN PETROLOGY AND STRUCTURE SUMMARY: Abundant irregular carb-serp veins, cut by one mgs-qtz vein near bottom of section. Reduced vein density between 29-43 cm.

Hole BT1B-39Z Section 4,Top of Section 84.23 (m CCD)

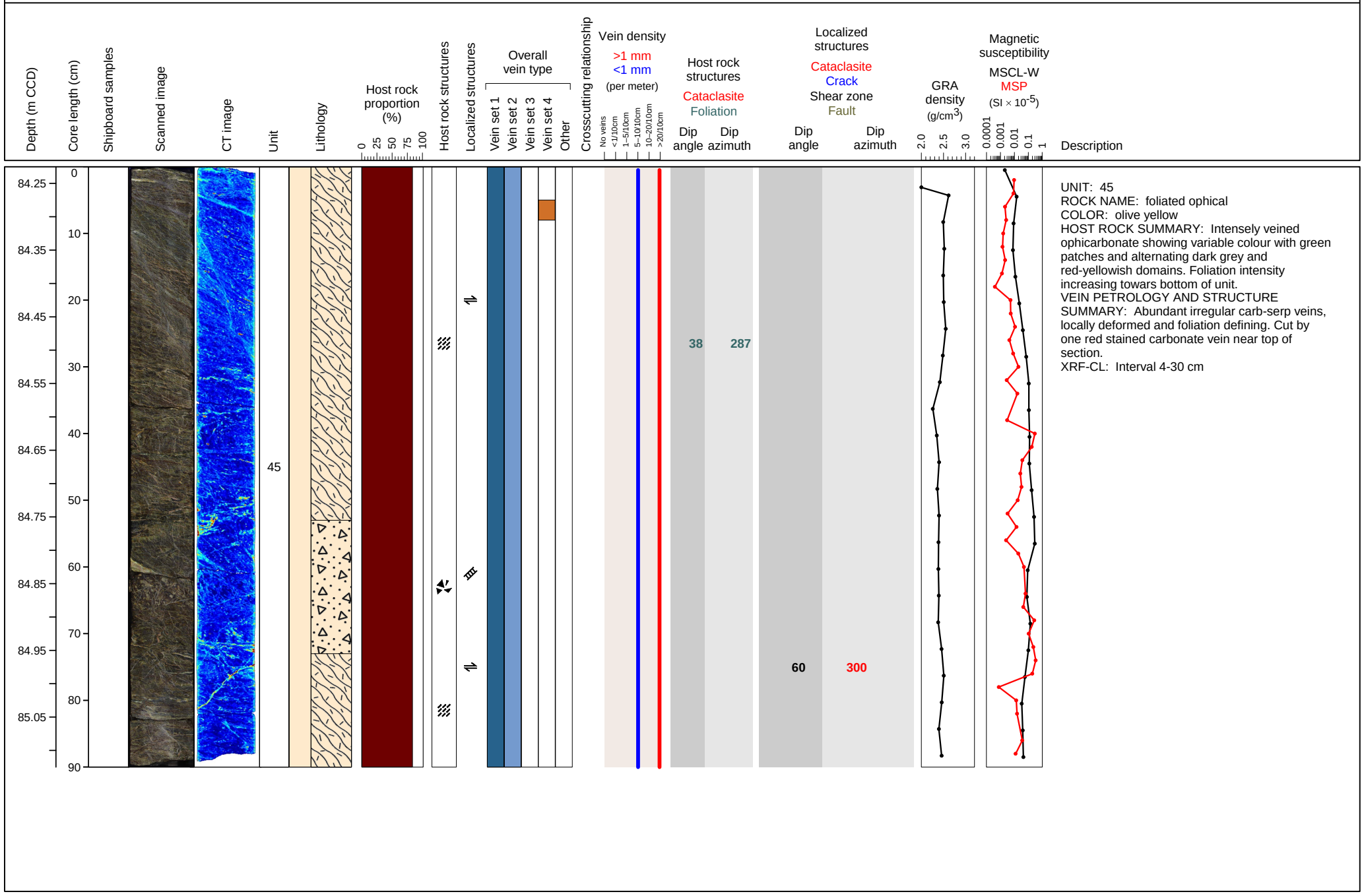

UNIT: 45
ROCK NAME: foliated ophical
COLOR: olive yellow
HOST ROCK SUMMARY: Intensely veined ophicarbonate showing variable colour with green patches and alternating dark grey and red-yellowish domains. Foliation intensity increasing towars bottom of unit.
VEIN PETROLOGY AND STRUCTURE SUMMARY: Abundant irregular carb-serp veins, locally deformed and foliation defining. Cut by one red stained carbonate vein near top of section.
XRF-CL: Interval 4-30 cm

Hole BT1B-40Z Section 1,Top of Section 84.95 (m CCD)



UNIT: 45
ROCK NAME: foliated ophical
COLOR: olive yellow
HOST ROCK SUMMARY: Intensely veined ophicarbonate showing variable colour with green patches and alternating dark grey and red-yellowish domains. Foliation intensity increasing towars bottom of unit.
VEIN PETROLOGY AND STRUCTURE SUMMARY: Abundant irregular serp and carb-serp veins, locally deformed and foliation defining.

UNIT: 46
ROCK NAME: foliated ophical
COLOR: reddish brown
HOST ROCK SUMMARY: Intensely foliated ophicarbonate, variable color ranging between grey greenish and reddish brown
VEIN PETROLOGY AND STRUCTURE SUMMARY: Abundant irregular serp and carb-serp veins, locally deformed and foliation defining.

Hole BT1B-40Z Section 2,Top of Section 85.92 (m CCD)

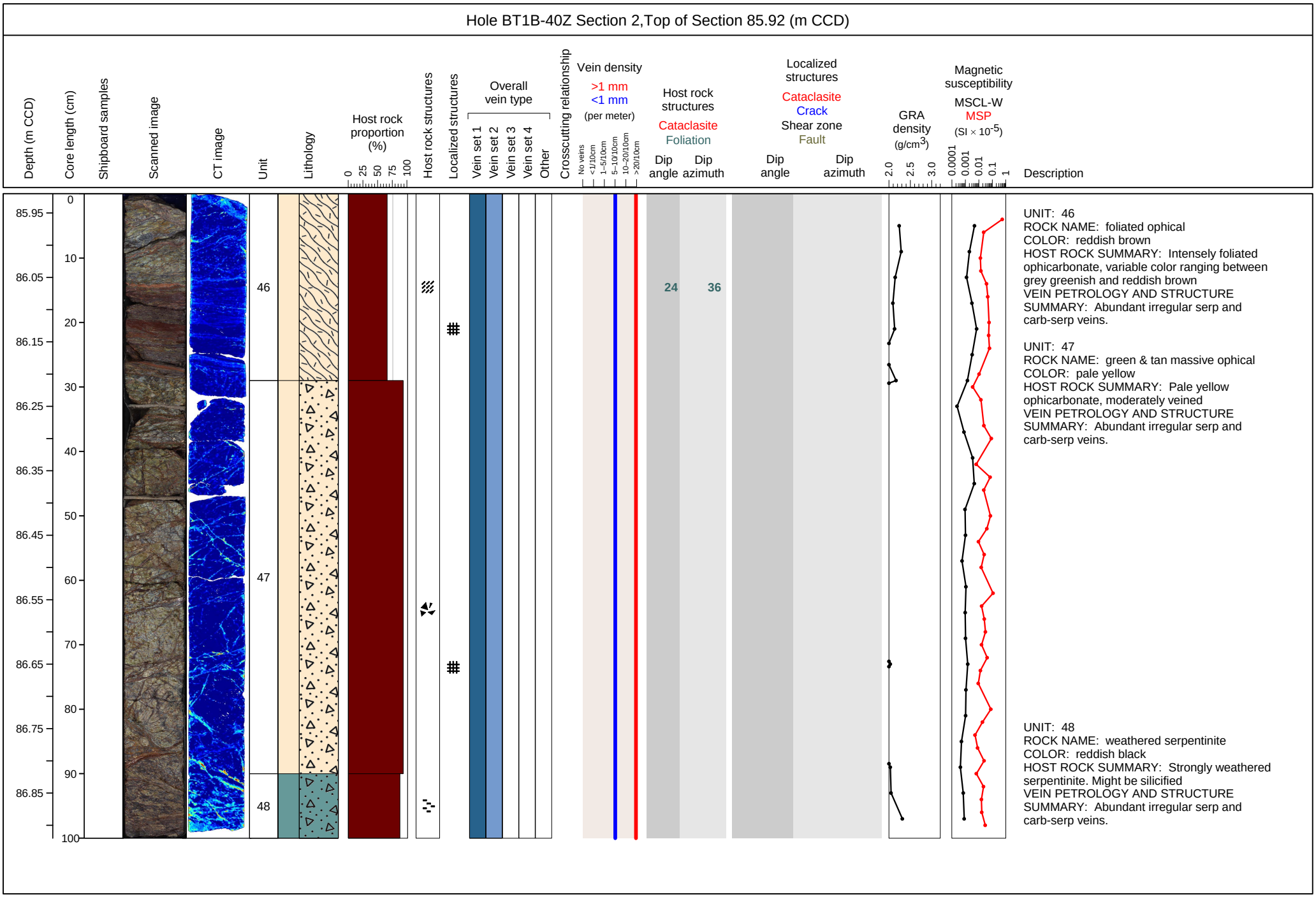

UNIT: 46
ROCK NAME: foliated ophical
COLOR: reddish brown
HOST ROCK SUMMARY: Intensely foliated ophicarbonate, variable color ranging between grey greenish and reddish brown
VEIN PETROLOGY AND STRUCTURE SUMMARY: Abundant irregular serp and carb-serp veins.

UNIT: 47
ROCK NAME: green & tan massive ophical
COLOR: pale yellow
HOST ROCK SUMMARY: Pale yellow ophicarbonate, moderately veined
VEIN PETROLOGY AND STRUCTURE SUMMARY: Abundant irregular serp and carb-serp veins.

UNIT: 48
ROCK NAME: weathered serpentinite
COLOR: reddish black
HOST ROCK SUMMARY: Strongly weathered serpentinite. Might be silicified
VEIN PETROLOGY AND STRUCTURE SUMMARY: Abundant irregular serp and carb-serp veins.

Hole BT1B-40Z Section 3,Top of Section 86.93 (m CCD)

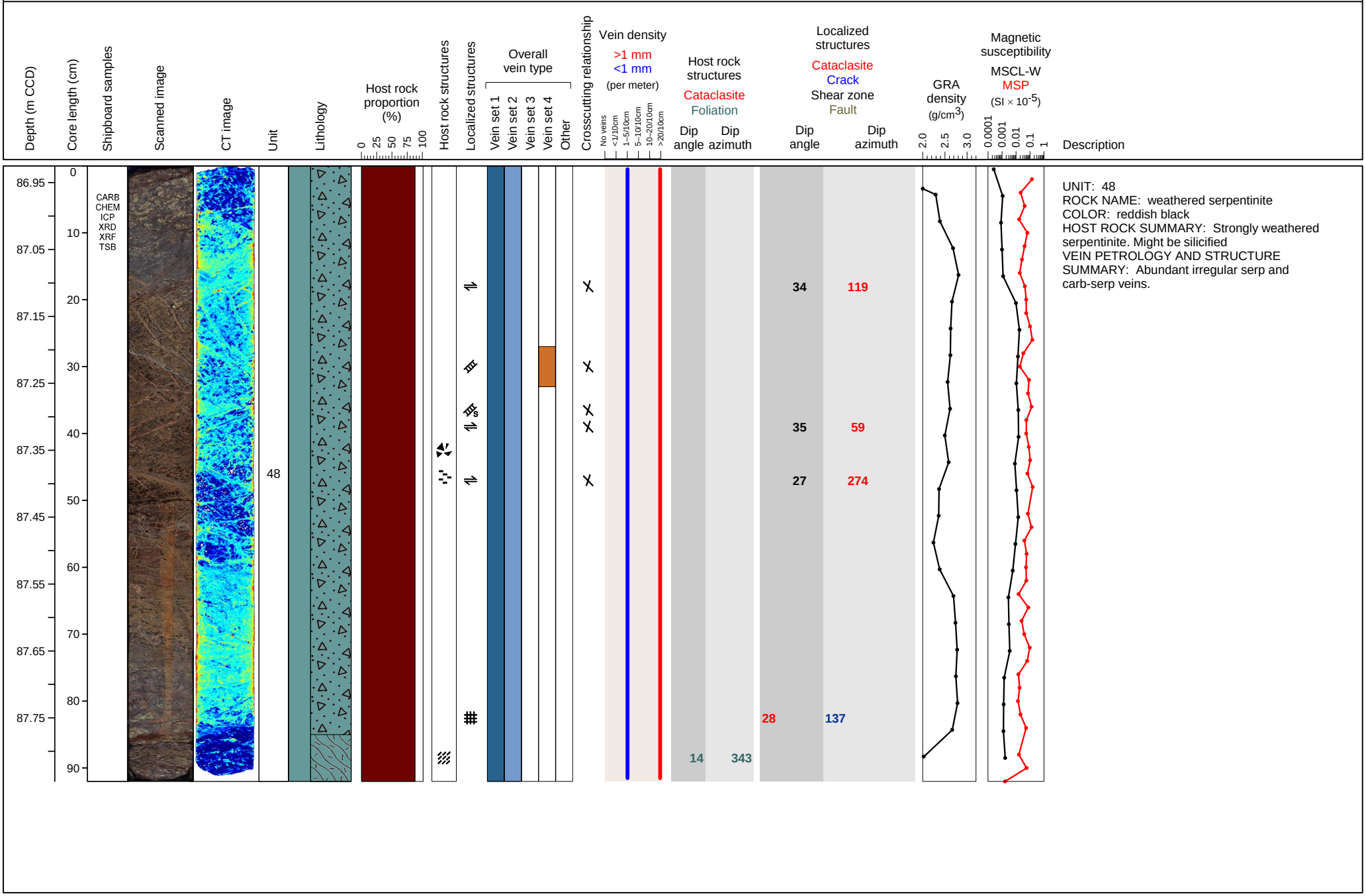

Hole BT1B-41Z Section 1,Top of Section 88.00 (m CCD)



UNIT: 48
ROCK NAME: weathered serpentinite
COLOR: reddish black
HOST ROCK SUMMARY: Strongly weathered serpentinite. Might be silicified
VEIN PETROLOGY AND STRUCTURE SUMMARY: Abundant irregular serp and carb-serp veins.

UNIT: 49
ROCK NAME: green & tan massive ophical
COLOR: olive grey
HOST ROCK SUMMARY: Pale yellow ophicarbonate, moderately veined
VEIN PETROLOGY AND STRUCTURE SUMMARY: Abundant irregular serp and carb-serp veins.

Hole BT1B-41Z Section 2,Top of Section 88.77 (m CCD)

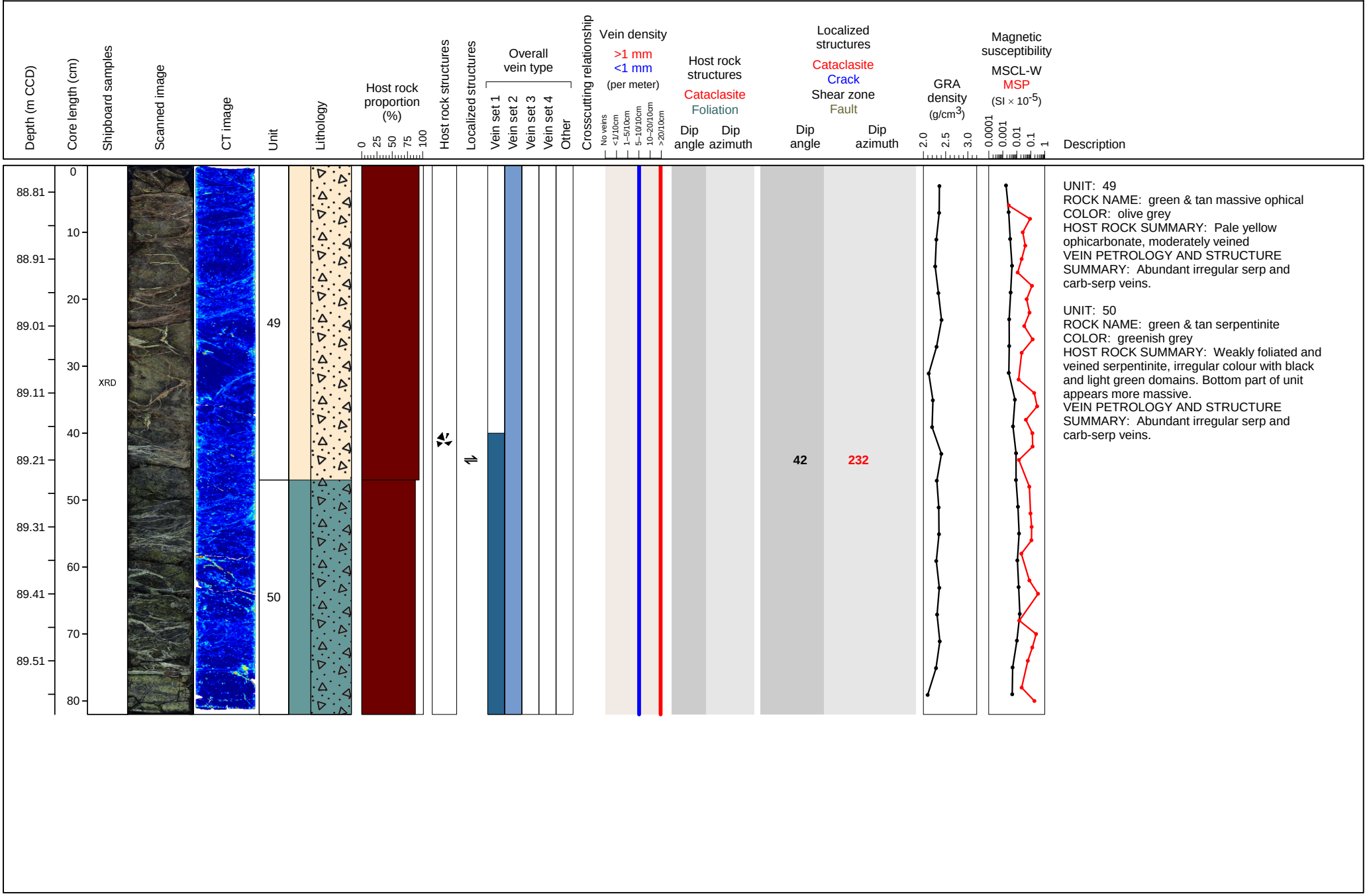

UNIT: 49
ROCK NAME: green & tan massive ophical
COLOR: olive grey
HOST ROCK SUMMARY: Pale yellow ophicarbonate, moderately veined
VEIN PETROLOGY AND STRUCTURE SUMMARY: Abundant irregular serp and carb-serp veins.

UNIT: 50
ROCK NAME: green & tan serpentinite
COLOR: greenish grey
HOST ROCK SUMMARY: Weakly foliated and veined serpentinite, irregular colour with black and light green domains. Bottom part of unit appears more massive.
VEIN PETROLOGY AND STRUCTURE SUMMARY: Abundant irregular serp and carb-serp veins.

Hole BT1B-41Z Section 3,Top of Section 89.60 (m CCD)



UNIT: 50
ROCK NAME: green & tan serpentinite
COLOR: greenish grey
HOST ROCK SUMMARY: Weakly foliated and veined serpentinite, irregular colour with black and light green domains. Bottom part of unit appears more massive.
VEIN PETROLOGY AND STRUCTURE SUMMARY: Abundant irregular serp and carb-serp veins.

Hole BT1B-41Z Section 4,Top of Section 90.10 (m CCD)



UNIT: 50
ROCK NAME: green & tan serpentinite
COLOR: greenish grey
HOST ROCK SUMMARY: Weakly foliated and veined serpentinite, irregular colour with black and light green domains. Bottom part of unit appears more massive.
VEIN PETROLOGY AND STRUCTURE SUMMARY: Abundant irregular serp and carb-serp veins.

Hole BT1B-42Z Section 1,Top of Section 91.05 (m CCD)

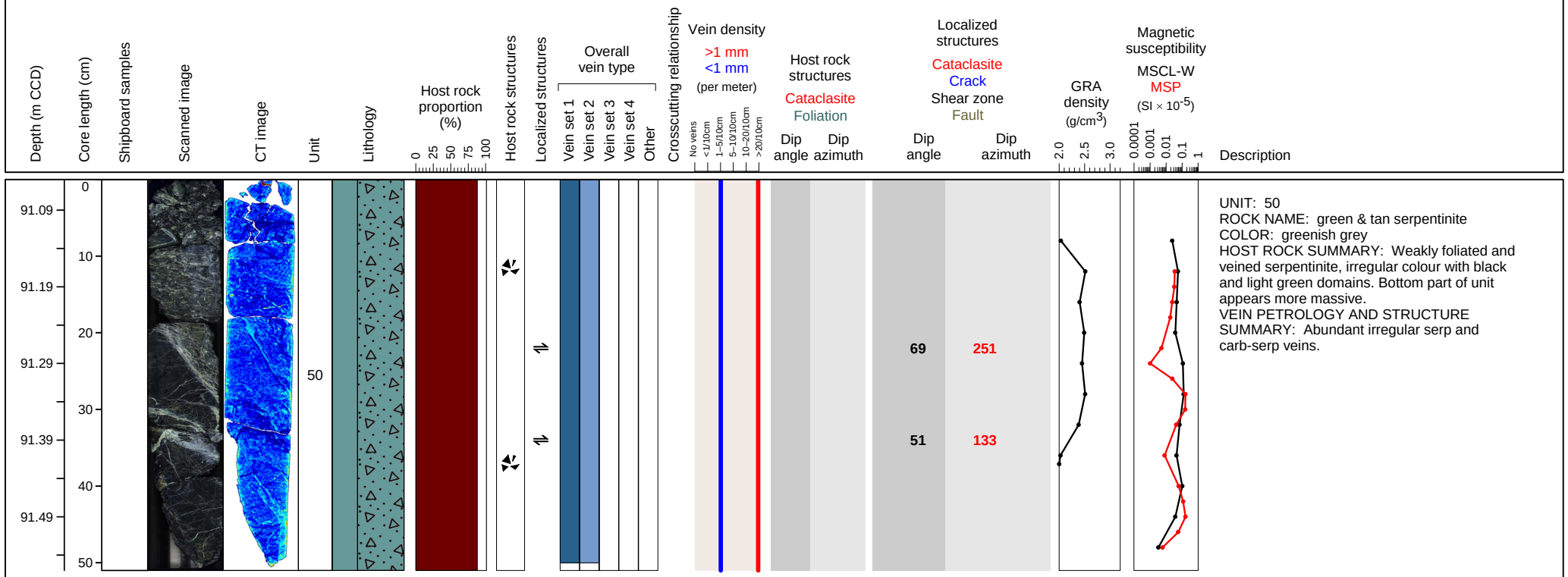

UNIT: 50
ROCK NAME: green & tan serpentinite
COLOR: greenish grey
HOST ROCK SUMMARY: Weakly foliated and veined serpentinite, irregular colour with black and light green domains. Bottom part of unit appears more massive.
VEIN PETROLOGY AND STRUCTURE SUMMARY: Abundant irregular serp and carb-serp veins.

Hole BT1B-42Z Section 2,Top of Section 91.56 (m CCD)

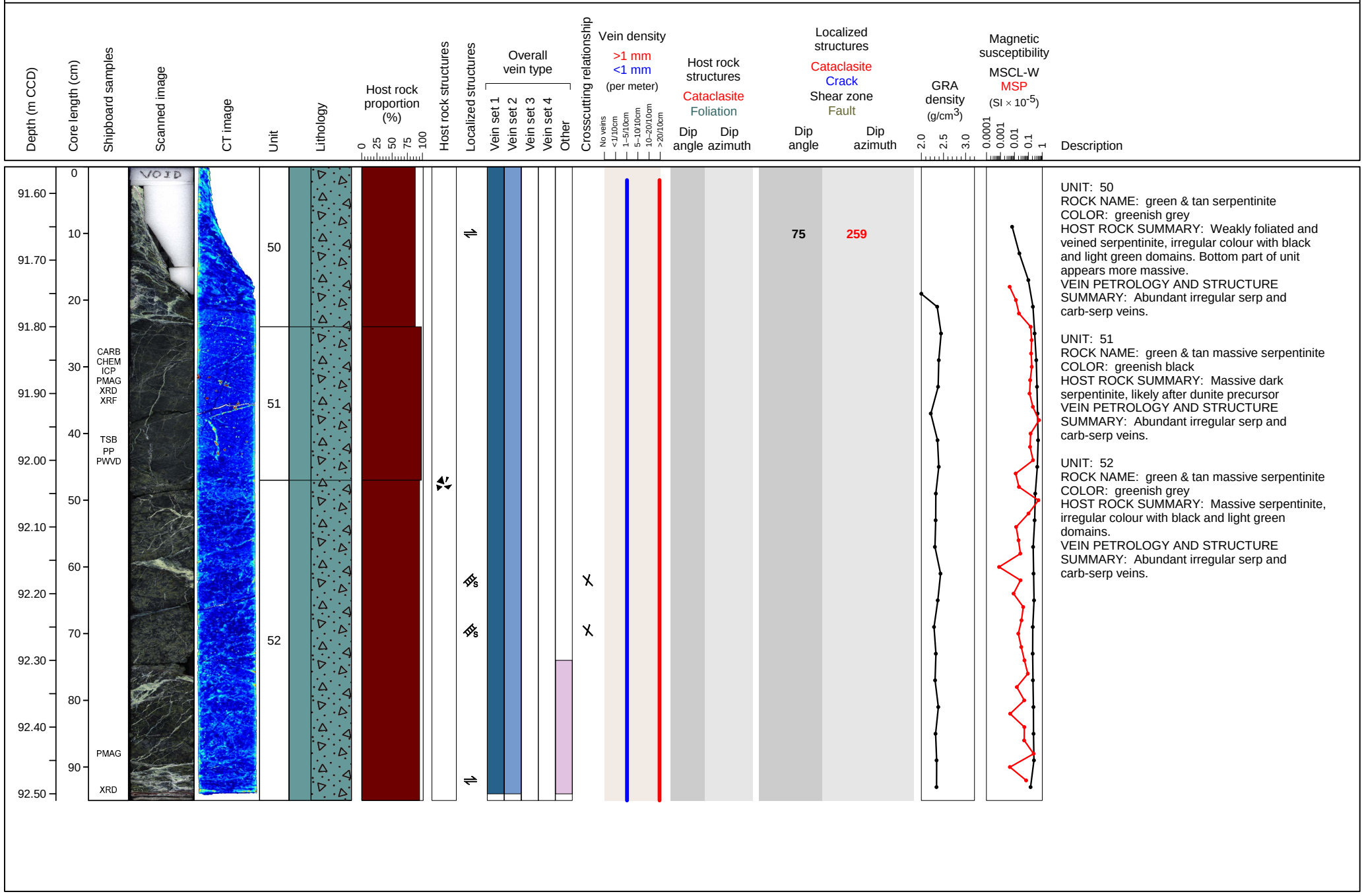

UNIT: 50
ROCK NAME: green & tan serpentinite
COLOR: greenish grey
HOST ROCK SUMMARY: Weakly foliated and veined serpentinite, irregular colour with black and light green domains. Bottom part of unit appears more massive.
VEIN PETROLOGY AND STRUCTURE SUMMARY: Abundant irregular serp and carb-serp veins.

UNIT: 51
ROCK NAME: green & tan massive serpentinite
COLOR: greenish black
HOST ROCK SUMMARY: Massive dark serpentinite, likely after dunite precursor
VEIN PETROLOGY AND STRUCTURE SUMMARY: Abundant irregular serp and carb-serp veins.

UNIT: 52
ROCK NAME: green & tan massive serpentinite
COLOR: greenish grey
HOST ROCK SUMMARY: Massive serpentinite, irregular colour with black and light green domains.
VEIN PETROLOGY AND STRUCTURE SUMMARY: Abundant irregular serp and carb-serp veins.

Hole BT1B-42Z Section 3,Top of Section 92.51 (m CCD)



UNIT: 52
ROCK NAME: green & tan massive serpentinite
COLOR: greenish grey
HOST ROCK SUMMARY: Massive serpentinite, irregular colour with black and light green domains.
VEIN PETROLOGY AND STRUCTURE SUMMARY: Abundant irregular serp and carb-serp veins, higher level of uncertainty in observations due to core being rubble

Hole BT1B-42Z Section 4,Top of Section 93.41 (m CCD)



UNIT: 52
ROCK NAME: green & tan massive serpentinite
COLOR: greenish grey
HOST ROCK SUMMARY: Massive serpentinite, irregular colour with black and light green domains.
VEIN PETROLOGY AND STRUCTURE SUMMARY: Abundant irregular serp and carb-serp veins.

Hole BT1B-42Z Section 5,Top of Section 93.90 (m CCD)

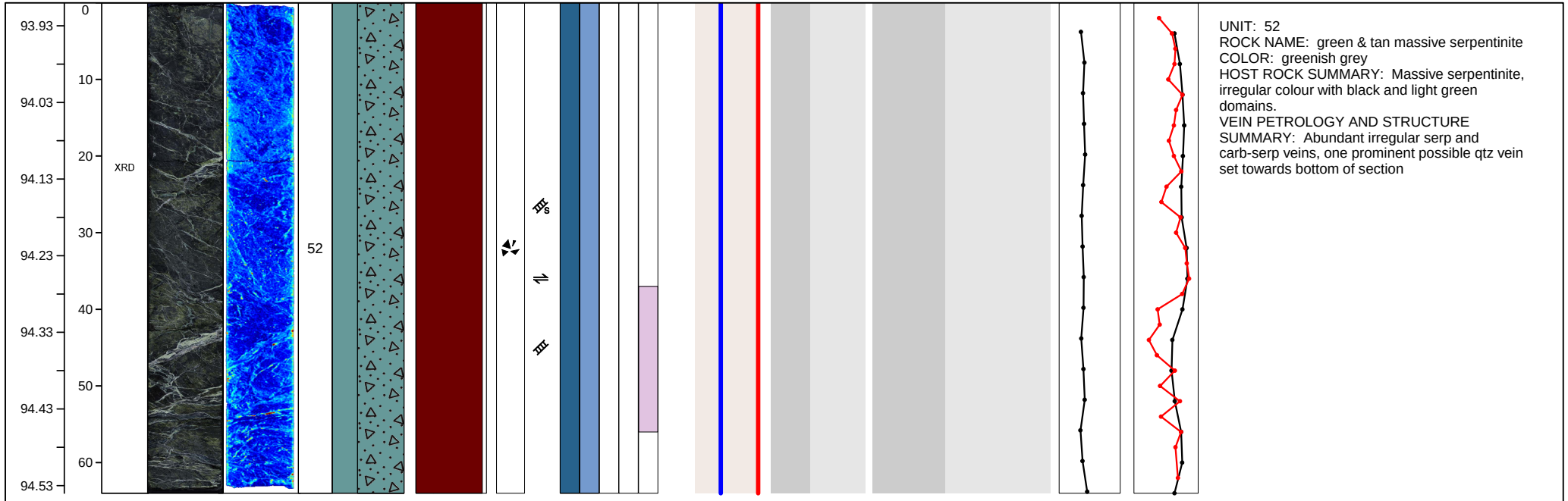

UNIT: 52
ROCK NAME: green & tan massive serpentinite
COLOR: greenish grey
HOST ROCK SUMMARY: Massive serpentinite, irregular colour with black and light green domains.
VEIN PETROLOGY AND STRUCTURE SUMMARY: Abundant irregular serp and carb-serp veins, one prominent possible qtz vein set towards bottom of section

Hole BT1B-43Z Section 1,Top of Section 94.10 (m CCD)

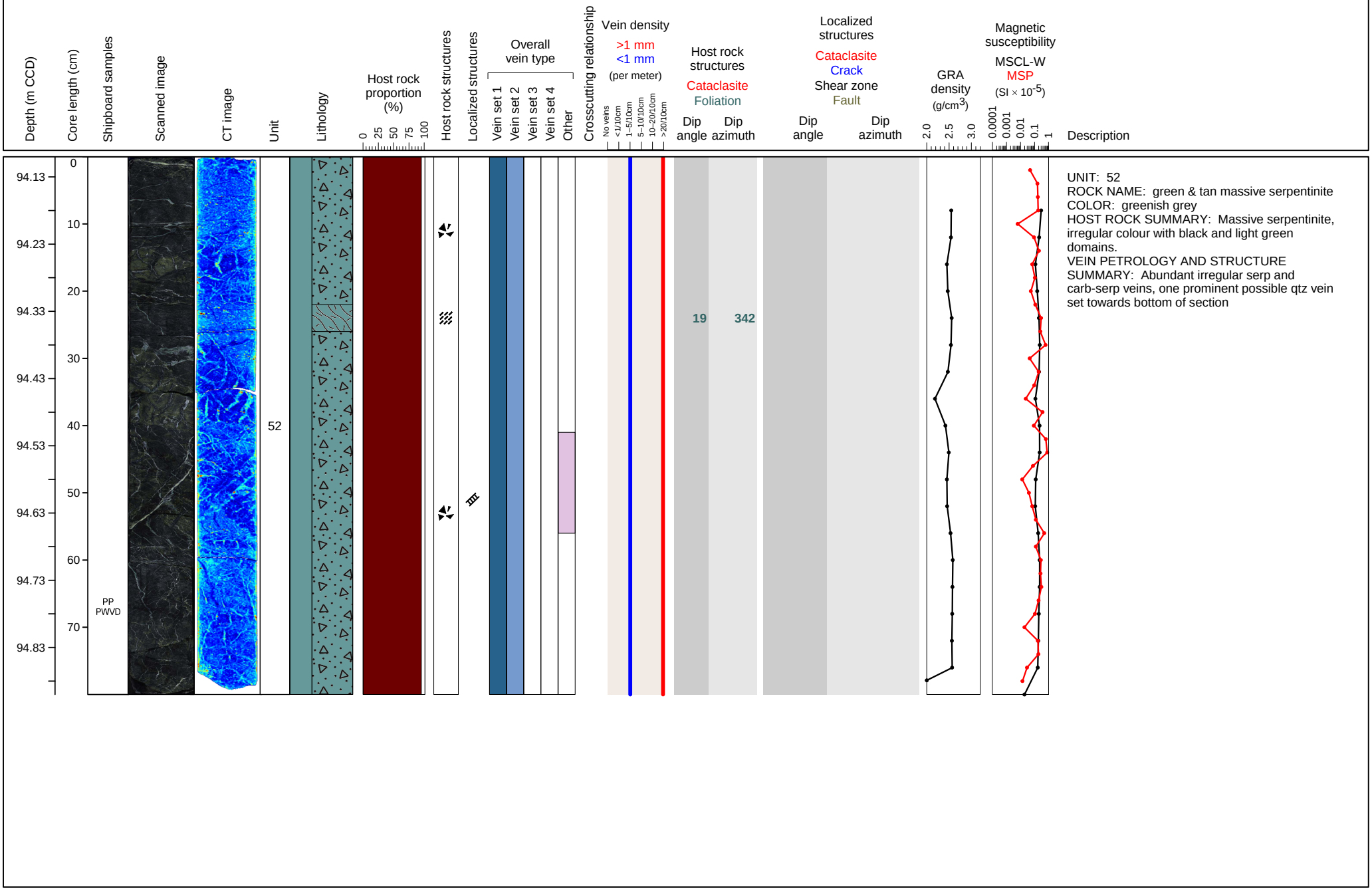

UNIT: 52
ROCK NAME: green & tan massive serpentinite
COLOR: greenish grey
HOST ROCK SUMMARY: Massive serpentinite, irregular colour with black and light green domains.
VEIN PETROLOGY AND STRUCTURE SUMMARY: Abundant irregular serp and carb-serp veins, one prominent possible qtz vein set towards bottom of section

Hole BT1B-43Z Section 2,Top of Section 94.90 (m CCD)

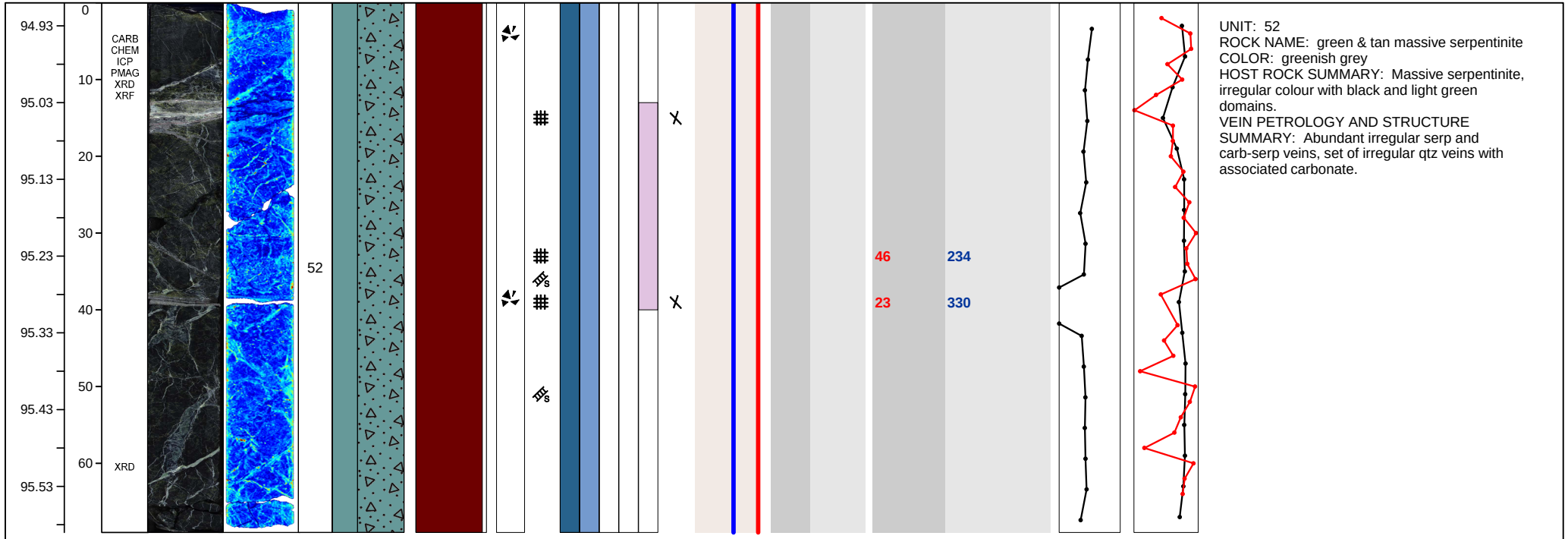

UNIT: 52
ROCK NAME: green & tan massive serpentinite
COLOR: greenish grey
HOST ROCK SUMMARY: Massive serpentinite, irregular colour with black and light green domains.
VEIN PETROLOGY AND STRUCTURE SUMMARY: Abundant irregular serp and carb-serp veins, set of irregular qtz veins with associated carbonate.

Hole BT1B-43Z Section 3,Top of Section 95.60 (m CCD)



Hole BT1B-43Z Section 4,Top of Section 96.19 (m CCD)



UNIT: 52
ROCK NAME: green & tan massive serpentinite
COLOR: greenish grey
HOST ROCK SUMMARY: Massive serpentinite, irregular colour with black and light green domains.
VEIN PETROLOGY AND STRUCTURE SUMMARY: Abundant irregular serp and carb-serp veins.

Hole BT1B-43Z Section 5,Top of Section 96.79 (m CCD)

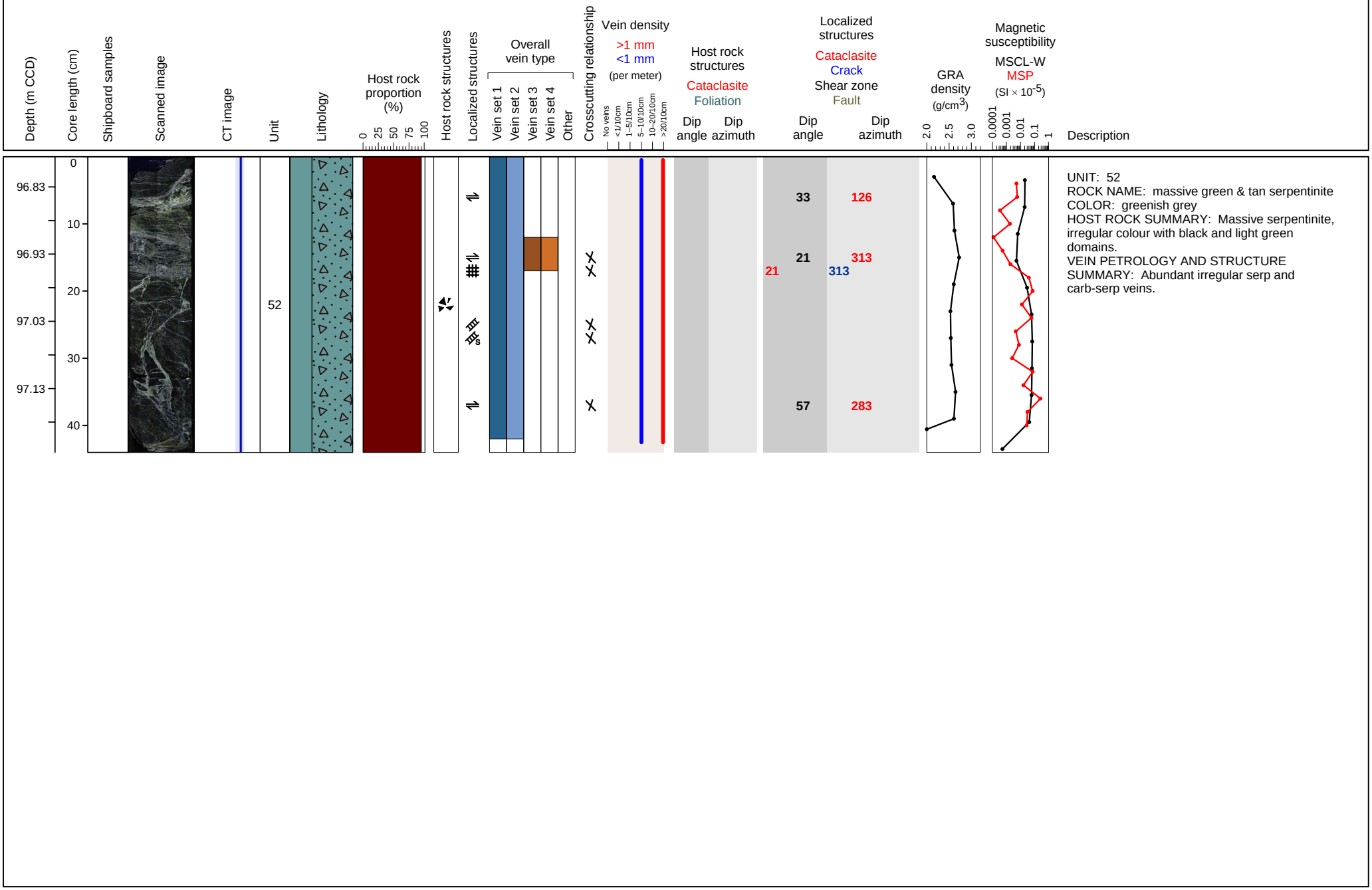

UNIT: 52
ROCK NAME: massive green & tan serpentinite
COLOR: greenish grey
HOST ROCK SUMMARY: Massive serpentinite, irregular colour with black and light green domains.
VEIN PETROLOGY AND STRUCTURE SUMMARY: Abundant irregular serp and carb-serp veins.

Hole BT1B-44Z Section 1,Top of Section 97.15 (m CCD)

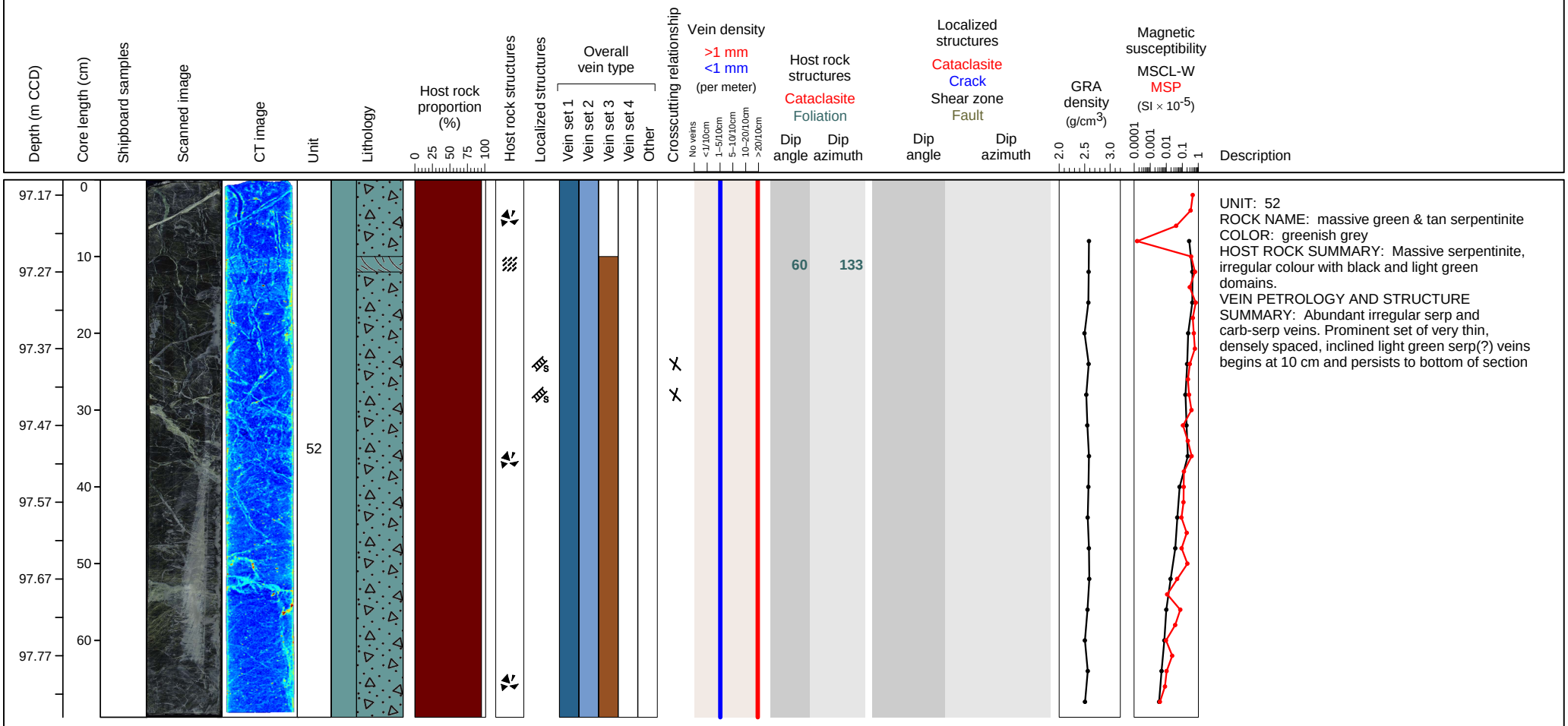

UNIT: 52
ROCK NAME: massive green & tan serpentinite
COLOR: greenish grey
HOST ROCK SUMMARY: Massive serpentinite, irregular colour with black and light green domains.
VEIN PETROLOGY AND STRUCTURE SUMMARY: Abundant irregular serp and carb-serp veins. Prominent set of very thin, densely spaced, inclined light green serp(?) veins begins at 10 cm and persists to bottom of section

Hole BT1B-44Z Section 2,Top of Section 97.85 (m CCD)

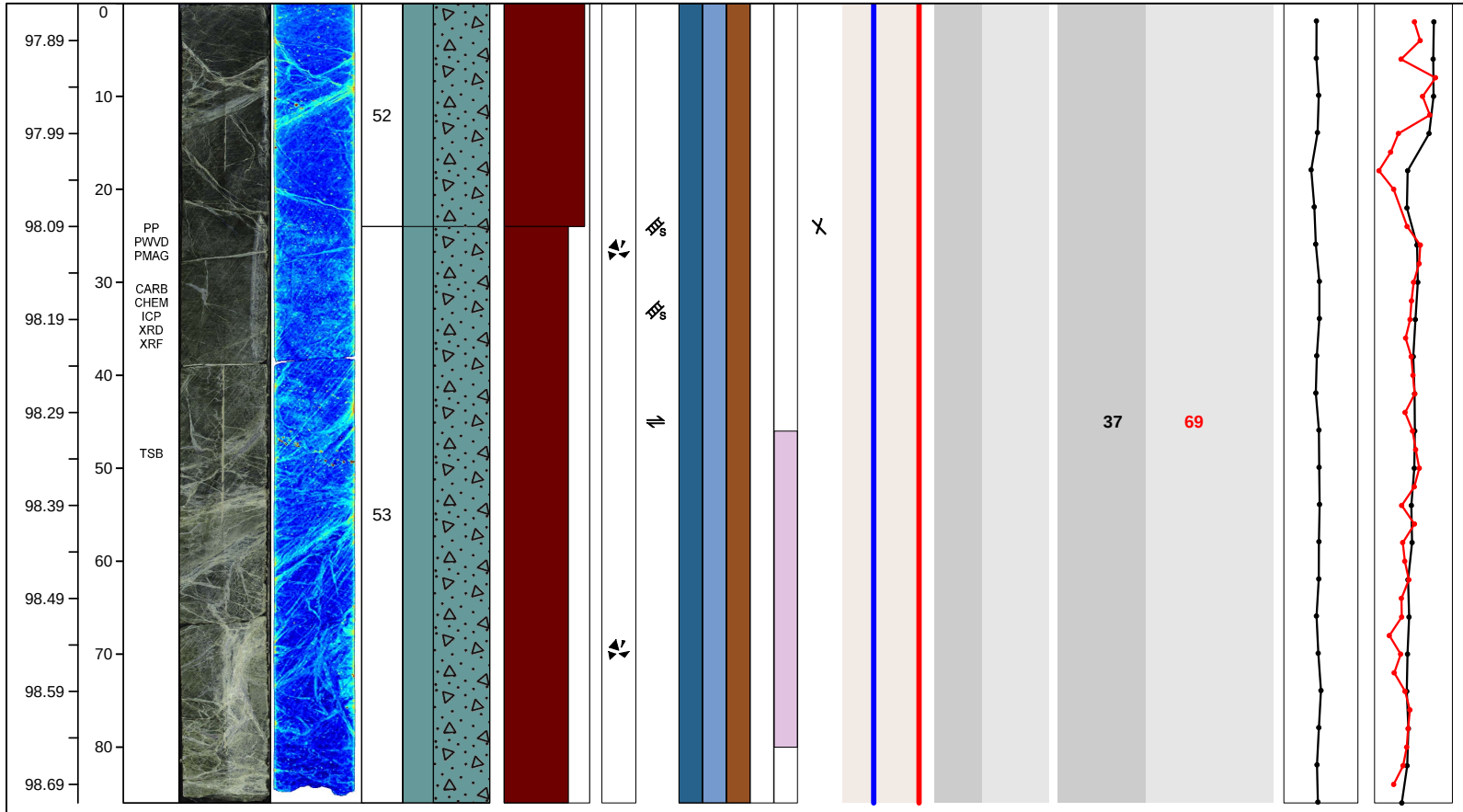

UNIT: 52
ROCK NAME: massive green & tan serpentinite
COLOR: greenish grey
HOST ROCK SUMMARY: Massive serpentinite, irregular colour with black and light green domains.
VEIN PETROLOGY AND STRUCTURE SUMMARY: Abundant irregular serp and carb-serp veins. Prominent set of very thin, densely spaced, inclined light green serp(?) veins. Notable late qtz veins.

UNIT: 53
ROCK NAME: brecciated veined serpentinite
COLOR: olive grey
HOST ROCK SUMMARY: Olive grey, veined and partially brecciated serpentinite showing a gradational color change from dark to pale olive grey from top to bottom of unit.
VEIN PETROLOGY AND STRUCTURE SUMMARY: Abundant irregular serp and carb-serp veins. Prominent set of very thin, densely spaced, inclined light green serp(?) veins. Notable late qtz veins.

Hole BT1B-44Z Section 3,Top of Section 98.71 (m CCD)



UNIT: 53
ROCK NAME: brecciated veined serpentinite
COLOR: olive grey
HOST ROCK SUMMARY: Olive grey, veined and partially brecciated serpentinite showing a gradational color change from dark to pale olive grey from top to bottom of unit.
VEIN PETROLOGY AND STRUCTURE SUMMARY: Abundant irregular serp and carb-serp veins. Prominent set of very thin, densely spaced, inclined light green serp(?) veins. Late qtz veins in centers of some serp-carb veins

Hole BT1B-44Z Section 4,Top of Section 99.42 (m CCD)

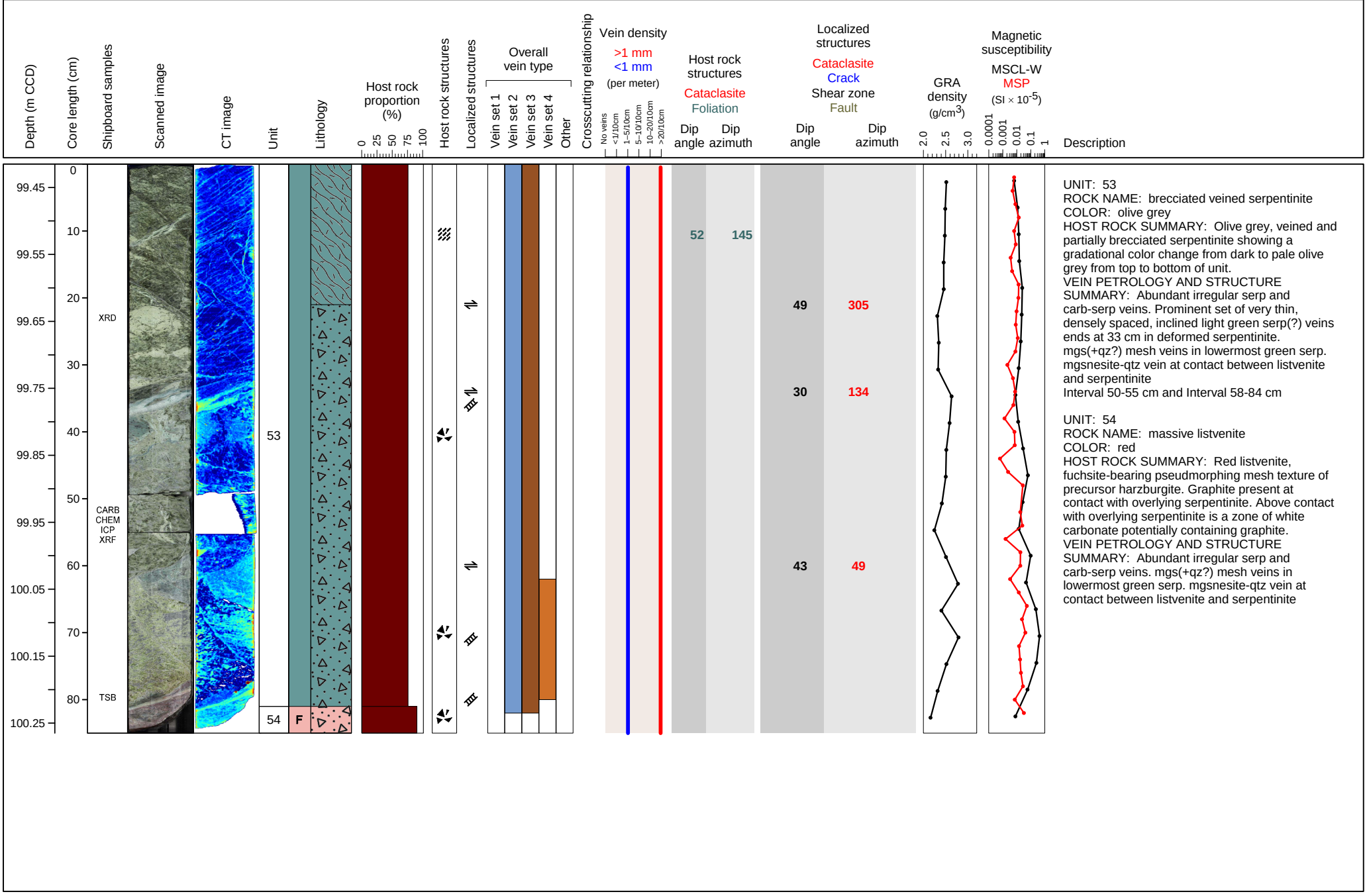

UNIT: 53
ROCK NAME: brecciated veined serpentinite
COLOR: olive grey
HOST ROCK SUMMARY: Olive grey, veined and partially brecciated serpentinite showing a gradational color change from dark to pale olive grey from top to bottom of unit.
VEIN PETROLOGY AND STRUCTURE SUMMARY: Abundant irregular serp and carb-serp veins. Prominent set of very thin, densely spaced, inclined light green serp(?) veins ends at 33 cm in deformed serpentinite. mgs(+qz?) mesh veins in lowermost green serp. mgsnesite-qtz vein at contact between listvenite and serpentinite
Interval 50-55 cm and Interval 58-84 cm

UNIT: 54
ROCK NAME: massive listvenite
COLOR: red
HOST ROCK SUMMARY: Red listvenite, fuchsite-bearing pseudmorphing mesh texture of precursor harzburgite. Graphite present at contact with overlying serpentinite. Above contact with overlying serpentinite is a zone of white carbonate potentially containing graphite.
VEIN PETROLOGY AND STRUCTURE SUMMARY: Abundant irregular serp and carb-serp veins. mgs(+qz?) mesh veins in lowermost green serp. mgsnesite-qtz vein at contact between listvenite and serpentinite

Hole BT1B-45Z Section 1,Top of Section 100.20 (m CCD)

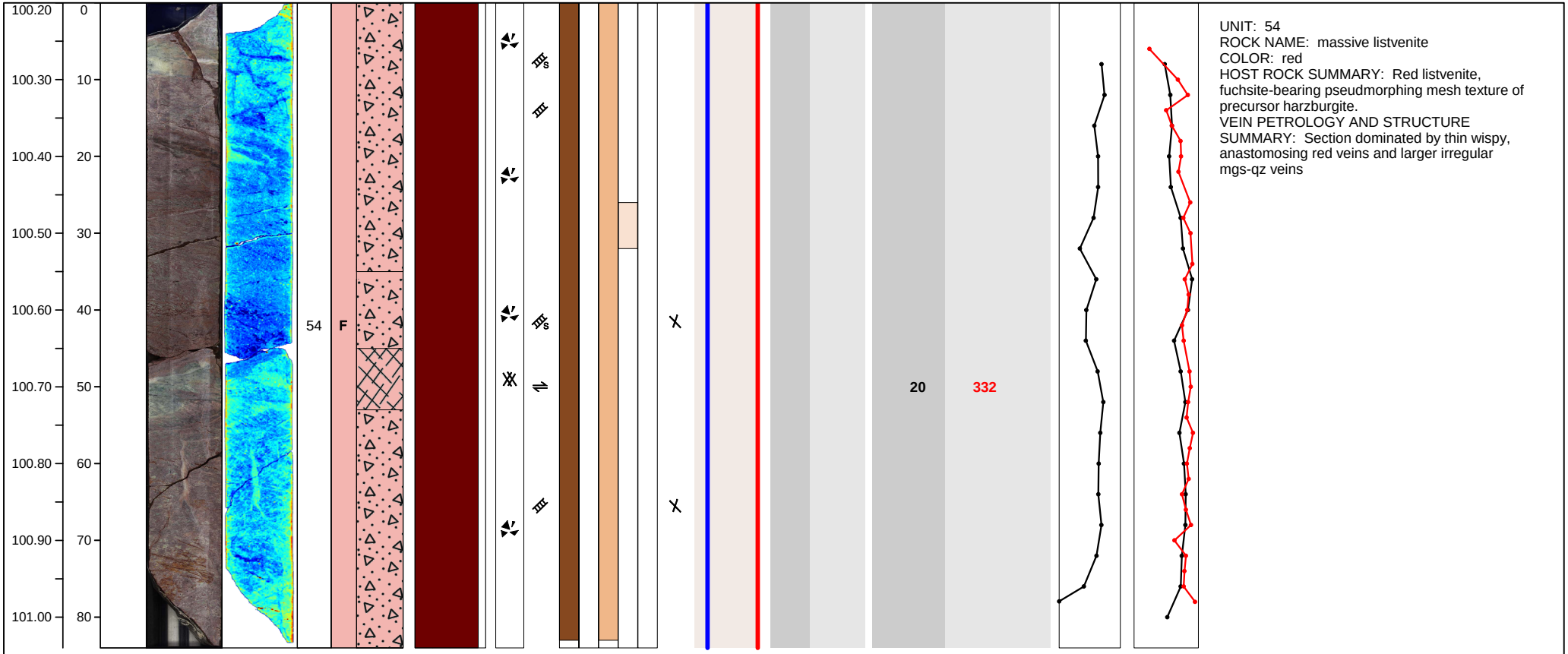

UNIT: 54
ROCK NAME: massive listvenite
COLOR: red
HOST ROCK SUMMARY: Red listvenite, fuchsite-bearing pseudmorphing mesh texture of precursor harzburgite.
VEIN PETROLOGY AND STRUCTURE SUMMARY: Section dominated by thin wispy, anastomosing red veins and larger irregular mgs-qz veins

Hole BT1B-45Z Section 2,Top of Section 101.04 (m CCD)

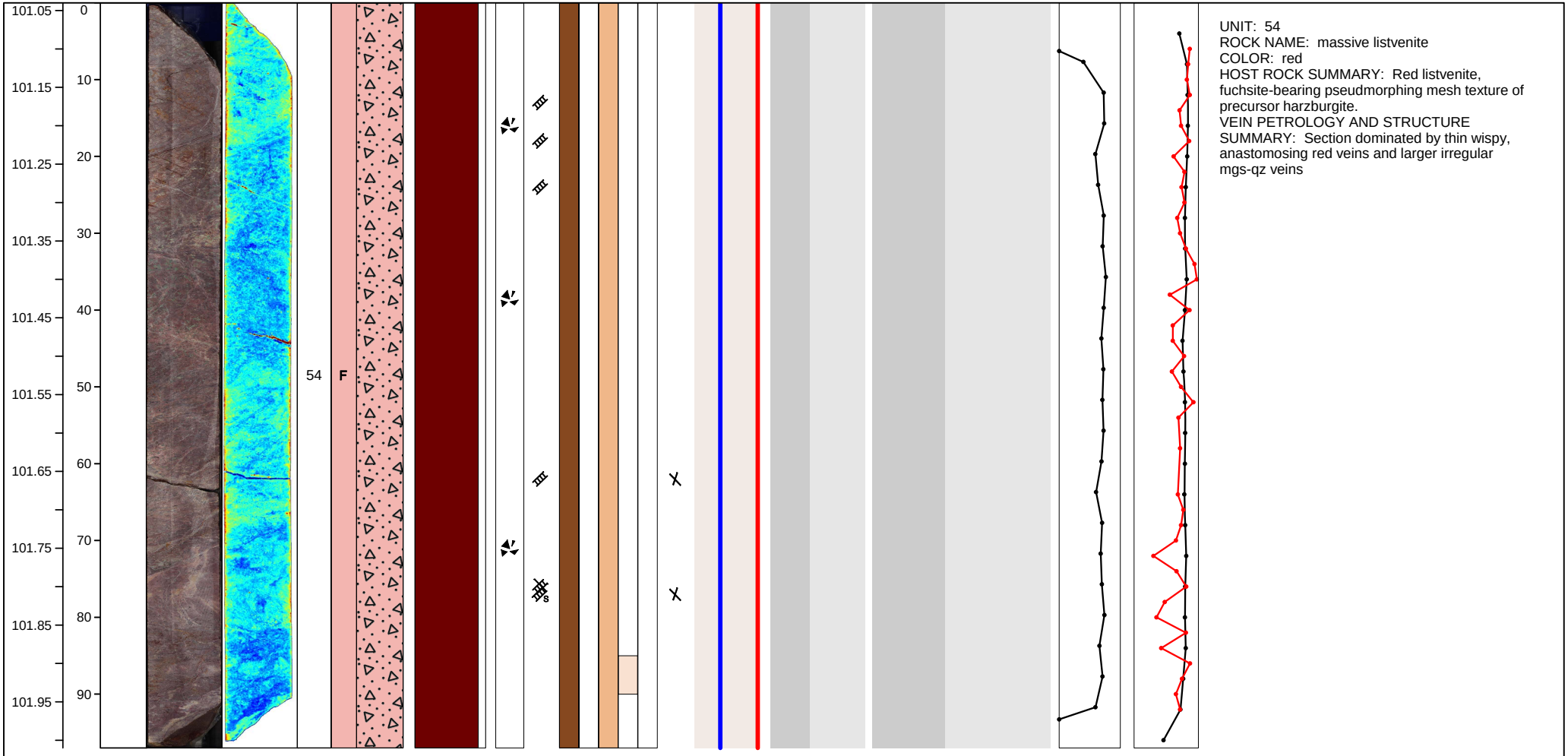

UNIT: 54
ROCK NAME: massive listvenite
COLOR: red
HOST ROCK SUMMARY: Red listvenite, fuchsite-bearing pseudmorphing mesh texture of precursor harzburgite.
VEIN PETROLOGY AND STRUCTURE SUMMARY: Section dominated by thin wispy, anastomosing red veins and larger irregular mgs-qz veins

Hole BT1B-45Z Section 3,Top of Section 102.01 (m CCD)

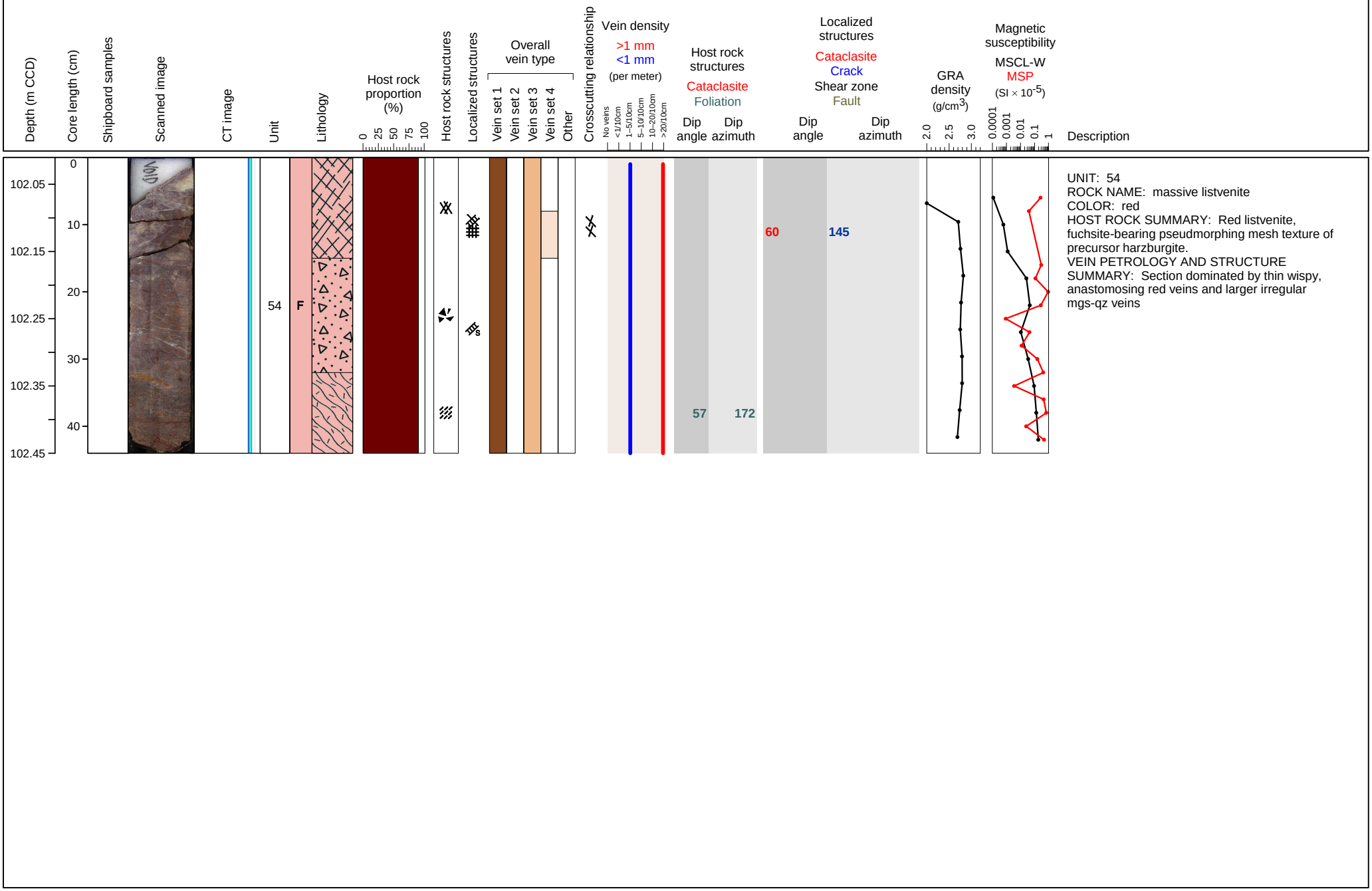

UNIT: 54
ROCK NAME: massive listvenite
COLOR: red
HOST ROCK SUMMARY: Red listvenite, fuchsite-bearing pseudmorphing mesh texture of precursor harzburgite.
VEIN PETROLOGY AND STRUCTURE SUMMARY: Section dominated by thin wispy, anastomosing red veins and larger irregular mgs-qz veins

Hole BT1B-45Z Section 4,Top of Section 102.45 (m CCD)



UNIT: 54
ROCK NAME: massive listvenite
COLOR: red
HOST ROCK SUMMARY: Red listvenite, fuchsite-bearing pseudmorphing mesh texture of precursor harzburgite.
VEIN PETROLOGY AND STRUCTURE SUMMARY: Section dominated by thin wispy, anastomosing red veins.

UNIT: 55
ROCK NAME: massive listvenite
COLOR: light reddish grey
HOST ROCK SUMMARY: Massive listvenite, upper contact defined by 3 cm thick white zone with gradational change to light greyish red color
VEIN PETROLOGY AND STRUCTURE SUMMARY: Section dominated by thin wispy, anastomosing red veins. White/grey zone in middle of section lacks red staining of earliest thin veins

UNIT: 56
ROCK NAME: massive listvenite
COLOR: dull reddish brown
HOST ROCK SUMMARY: Red, massive and hard listvenite pseudomorphing the mesh texture of precursor harzburgite with thin green veins towards the bottom of
UNIT and isolated qtz rich patches.
VEIN PETROLOGY AND STRUCTURE SUMMARY: Section dominated by thin wispy, anastomosing red veins.

Hole BT1B-46Z Section 1,Top of Section 103.25 (m CCD)

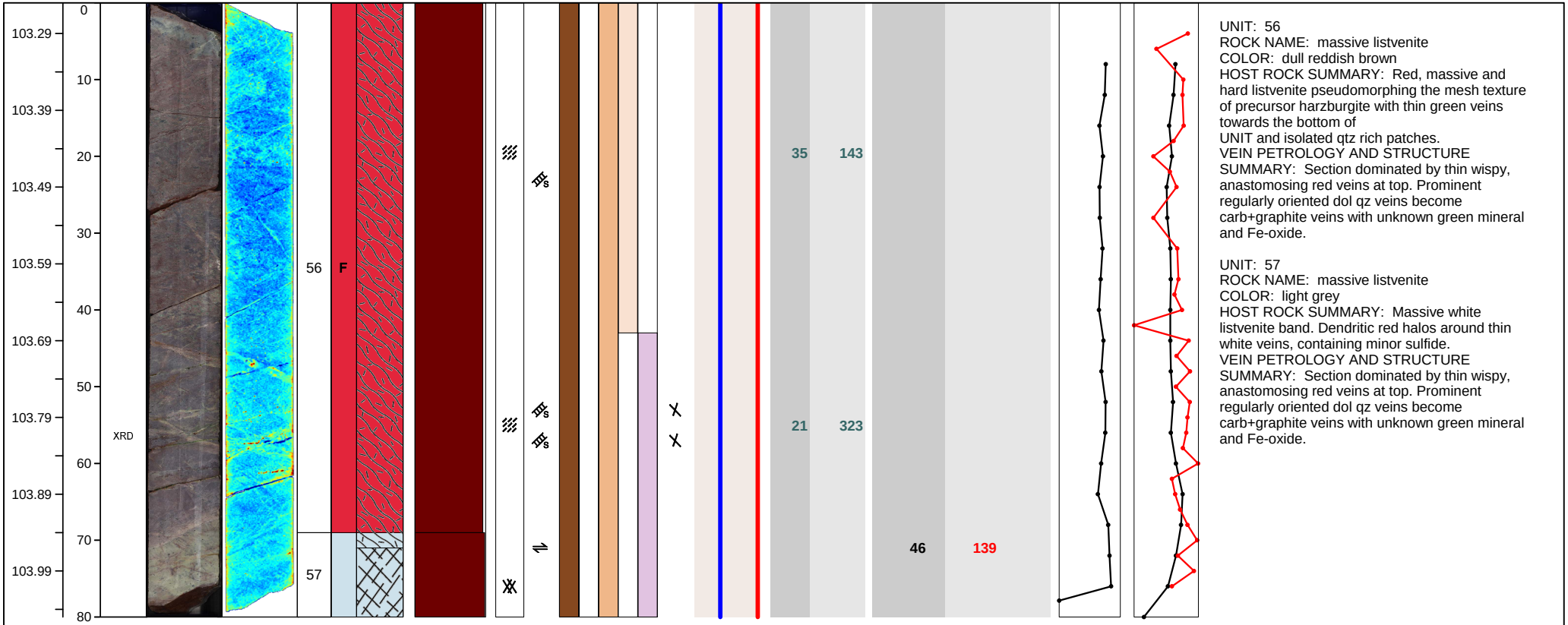

UNIT: 56
ROCK NAME: massive listvenite
COLOR: dull reddish brown
HOST ROCK SUMMARY: Red, massive and hard listvenite pseudomorphing the mesh texture of precursor harzburgite with thin green veins towards the bottom of
UNIT and isolated qtz rich patches.
VEIN PETROLOGY AND STRUCTURE SUMMARY: Section dominated by thin wispy, anastomosing red veins at top. Prominent regularly oriented dol qz veins become carb+graphite veins with unknown green mineral and Fe-oxide.

UNIT: 57
ROCK NAME: massive listvenite
COLOR: light grey
HOST ROCK SUMMARY: Massive white listvenite band. Dendritic red halos around thin white veins, containing minor sulfide.
VEIN PETROLOGY AND STRUCTURE SUMMARY: Section dominated by thin wispy, anastomosing red veins at top. Prominent regularly oriented dol qz veins become carb+graphite veins with unknown green mineral and Fe-oxide.

Hole BT1B-46Z Section 2,Top of Section 104.06 (m CCD)

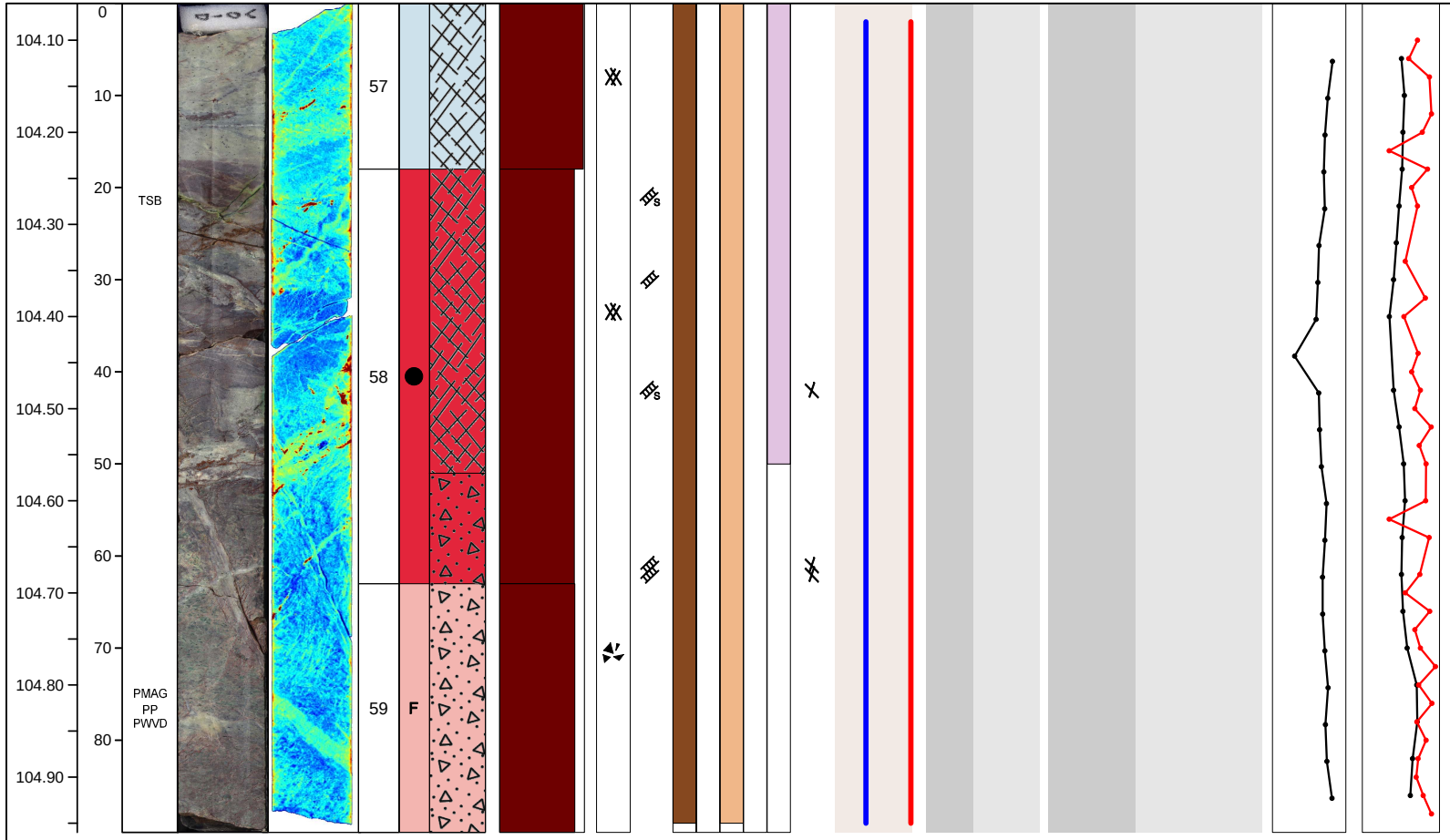

UNIT: 57
ROCK NAME: massive listvenite
COLOR: light grey
HOST ROCK SUMMARY: Massive white listvenite band. Dendritic red halos around thin white veins, containing minor sulfide.
VEIN PETROLOGY AND STRUCTURE SUMMARY: Prominent late carb-qz-graphite veins, one filled almost completely by graphite, green halos.

UNIT: 58
ROCK NAME: veined listvenite
COLOR: reddish brown
HOST ROCK SUMMARY: Reddish brown, intensively veined listvenite showing variable color. Small vugs are frequently filled by graphite. Sulphide occuring as isolated grains in veins and vugs.
VEIN PETROLOGY AND STRUCTURE SUMMARY: Prominent late carb-qz-graphite veins, one filled almost completely by graphite, green halos.

UNIT: 59
ROCK NAME: veined listvenite
COLOR: greyish red
HOST ROCK SUMMARY: Pervasively veined greyish red listvenite containing a network of thin white subparallel veins with approximately ~7 mm apart.
VEIN PETROLOGY AND STRUCTURE SUMMARY: Prominent late carb-qz-graphite veins, one filled almost completely by graphite, green halos.

Hole BT1B-46Z Section 3,Top of Section 104.96 (m CCD)



UNIT: 59
ROCK NAME: veined listvenite
COLOR: greyish red
HOST ROCK SUMMARY: Pervasively veined greyish red listvenite containing a network of thin white subparallel veins with approximately ~7 mm apart.
VEIN PETROLOGY AND STRUCTURE SUMMARY:

Hole BT1B-46Z Section 4,Top of Section 105.84 (m CCD)

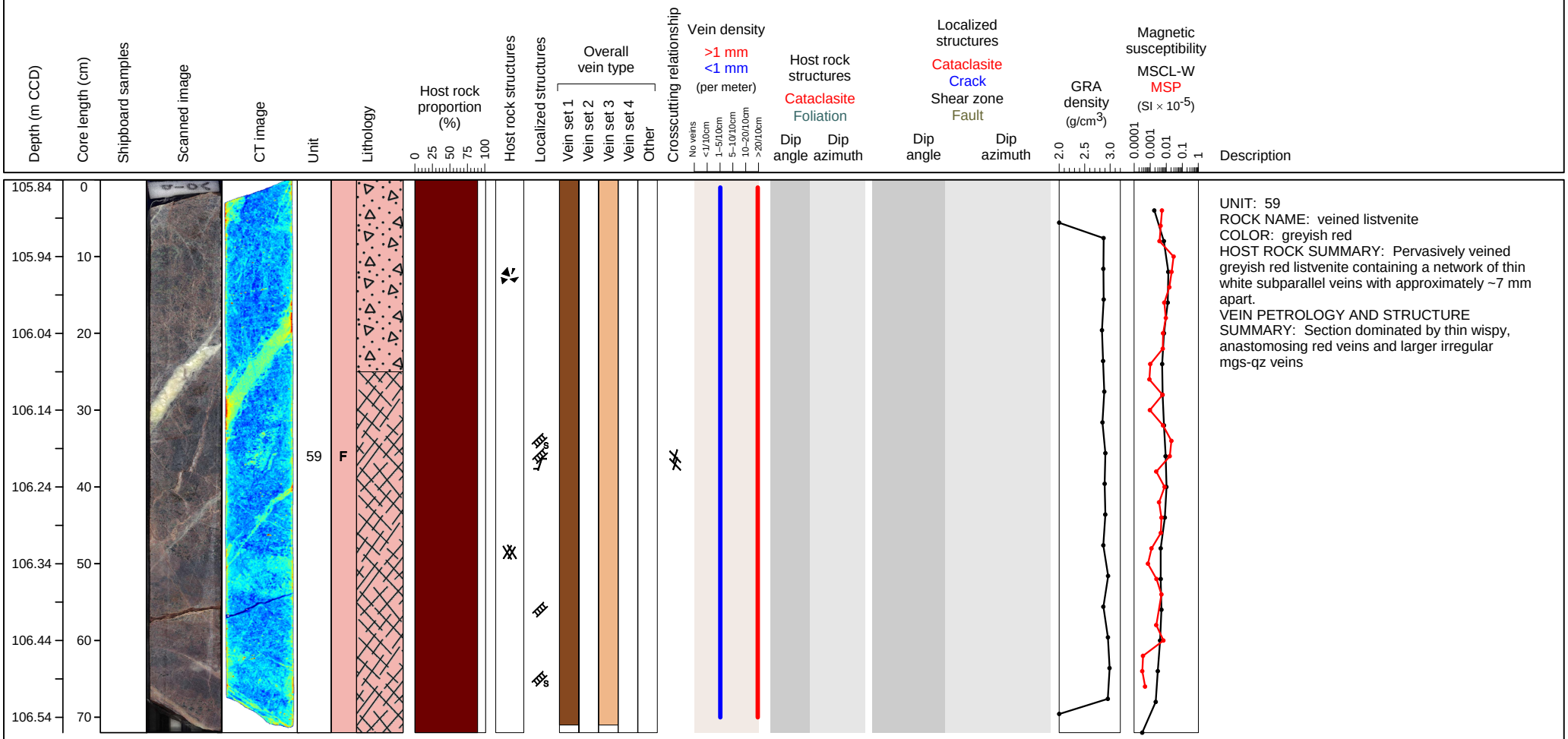

UNIT: 59
ROCK NAME: veined listvenite
COLOR: greyish red
HOST ROCK SUMMARY: Pervasively veined greyish red listvenite containing a network of thin white subparallel veins with approximately ~7 mm apart.
VEIN PETROLOGY AND STRUCTURE SUMMARY: Section dominated by thin wispy, anastomosing red veins and larger irregular mgs-qz veins

Hole BT1B-47Z Section 1,Top of Section 106.30 (m CCD)

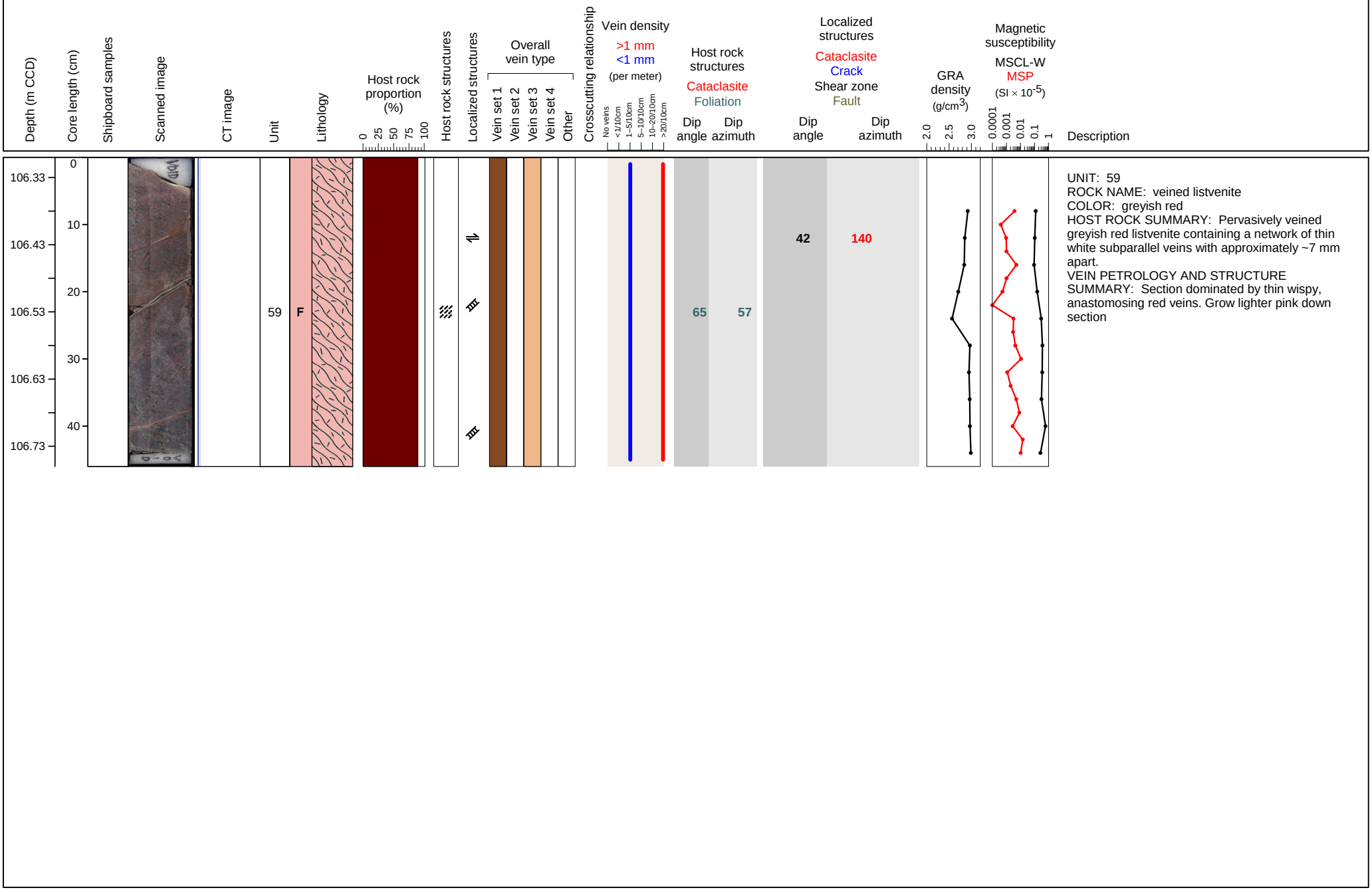

UNIT: 59
ROCK NAME: veined listvenite
COLOR: greyish red
HOST ROCK SUMMARY: Pervasively veined greyish red listvenite containing a network of thin white subparallel veins with approximately ~7 mm apart.
VEIN PETROLOGY AND STRUCTURE SUMMARY: Section dominated by thin wispy, anastomosing red veins. Grow lighter pink down section

Hole BT1B-47Z Section 2,Top of Section 106.77 (m CCD)

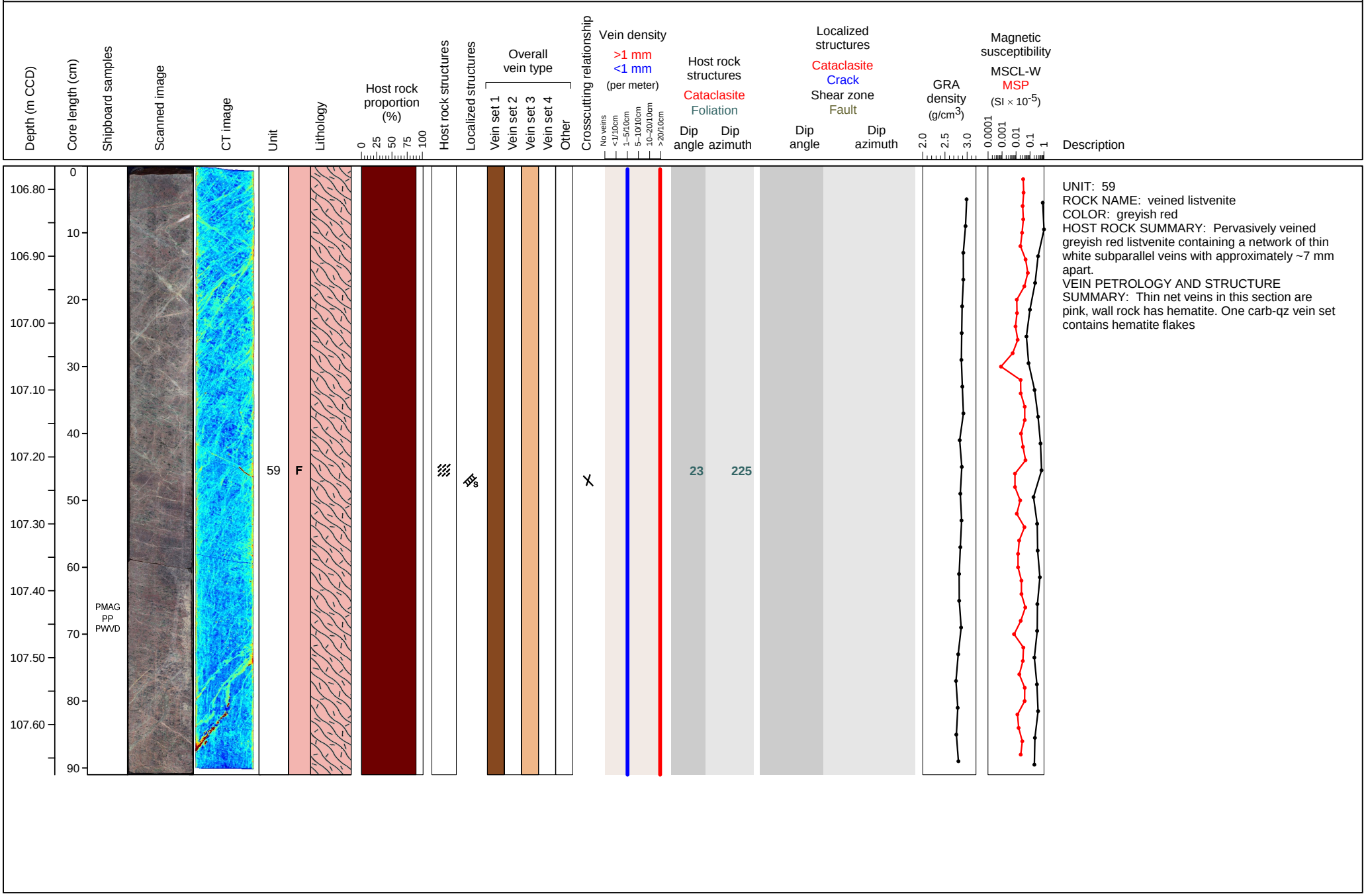

UNIT: 59
ROCK NAME: veined listvenite
COLOR: greyish red
HOST ROCK SUMMARY: Pervasively veined greyish red listvenite containing a network of thin white subparallel veins with approximately ~7 mm apart.
VEIN PETROLOGY AND STRUCTURE SUMMARY: Thin net veins in this section are pink, wall rock has hematite. One carb-qz vein set contains hematite flakes

Hole BT1B-47Z Section 3,Top of Section 107.68 (m CCD)

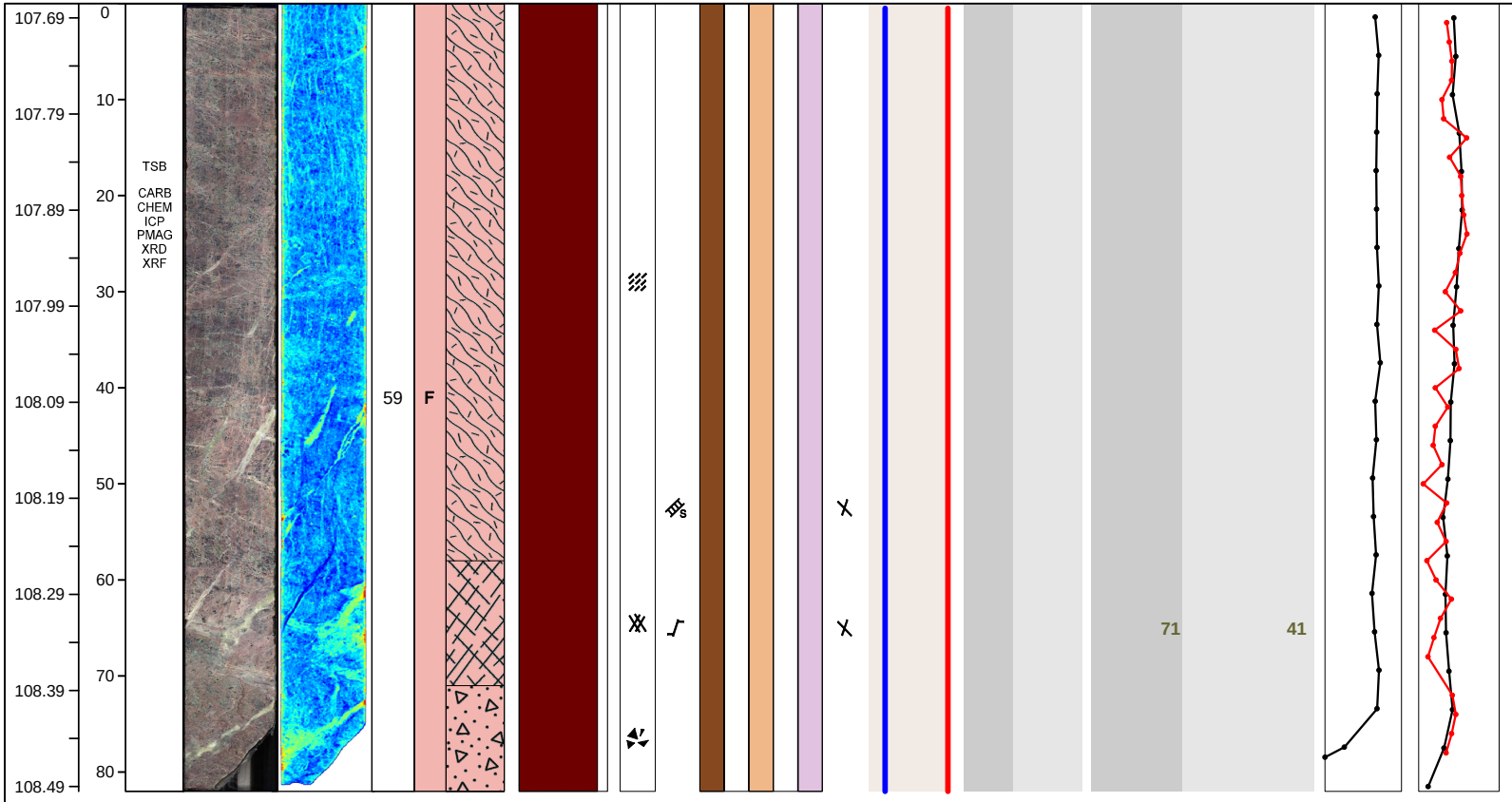

UNIT: 59
ROCK NAME: veined listvenite
COLOR: greyish red
HOST ROCK SUMMARY: Pervasively veined greyish red listvenite containing a network of thin white subparallel veins with approximately ~7 mm apart.
VEIN PETROLOGY AND STRUCTURE SUMMARY: Thin net veins in this section are pink, wall rock has hematite. Distinctive thin wispy hematite veins are early in vein sequence

Hole BT1B-47Z Section 4,Top of Section 108.50 (m CCD)

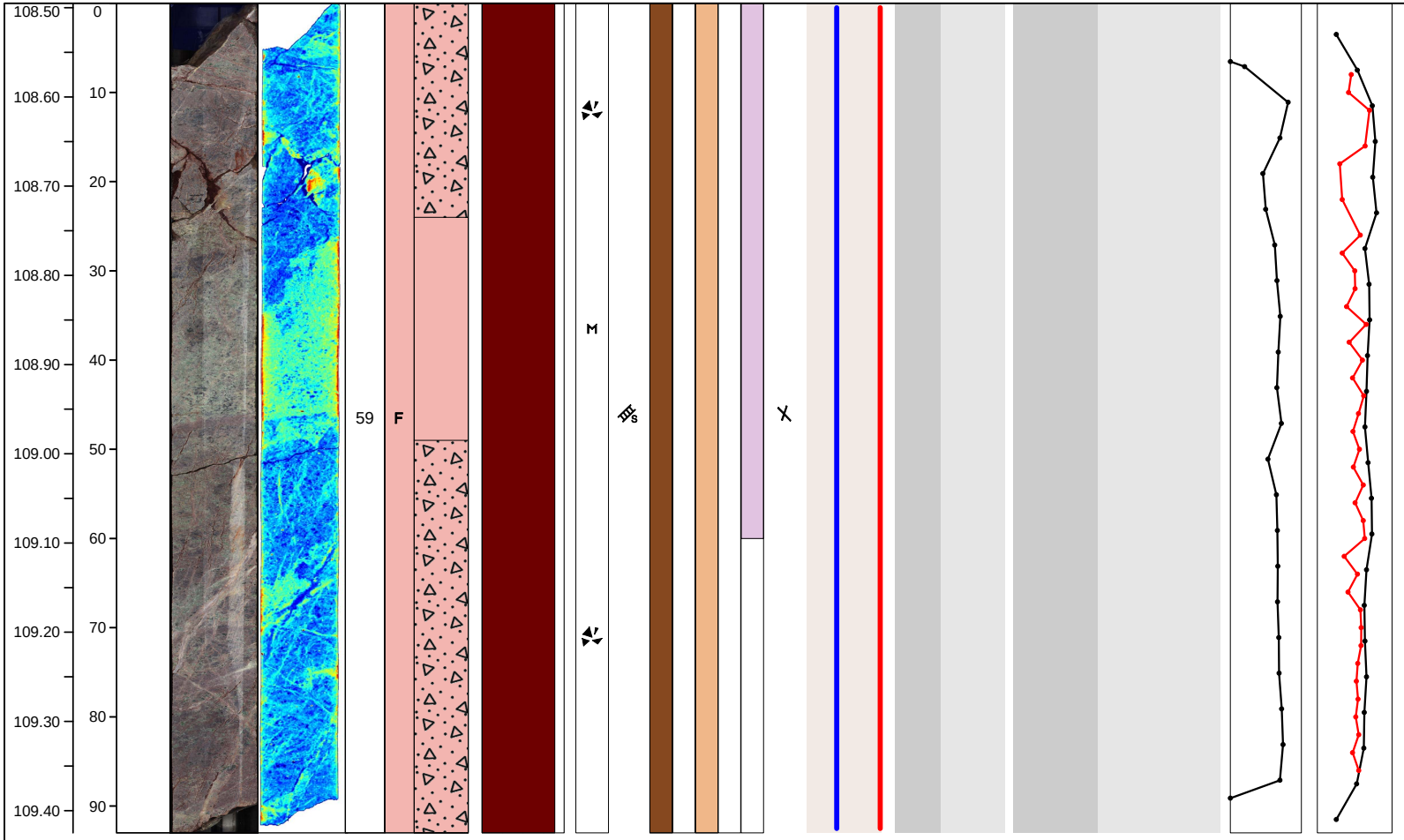

UNIT: 59
ROCK NAME: veined listvenite
COLOR: greyish red
HOST ROCK SUMMARY: Pervasively veined greyish red listvenite containing a network of thin white subparallel veins with approximately ~7 mm apart. Green-white domain between 25-47 cm.
VEIN PETROLOGY AND STRUCTURE SUMMARY: Red, thin net veins, wall rock has hematite. Early thin wispy hematite veins
XRF-CL: Interval 41-50 cm

Hole BT1B-48Z Section 1,Top of Section 109.35 (m CCD)

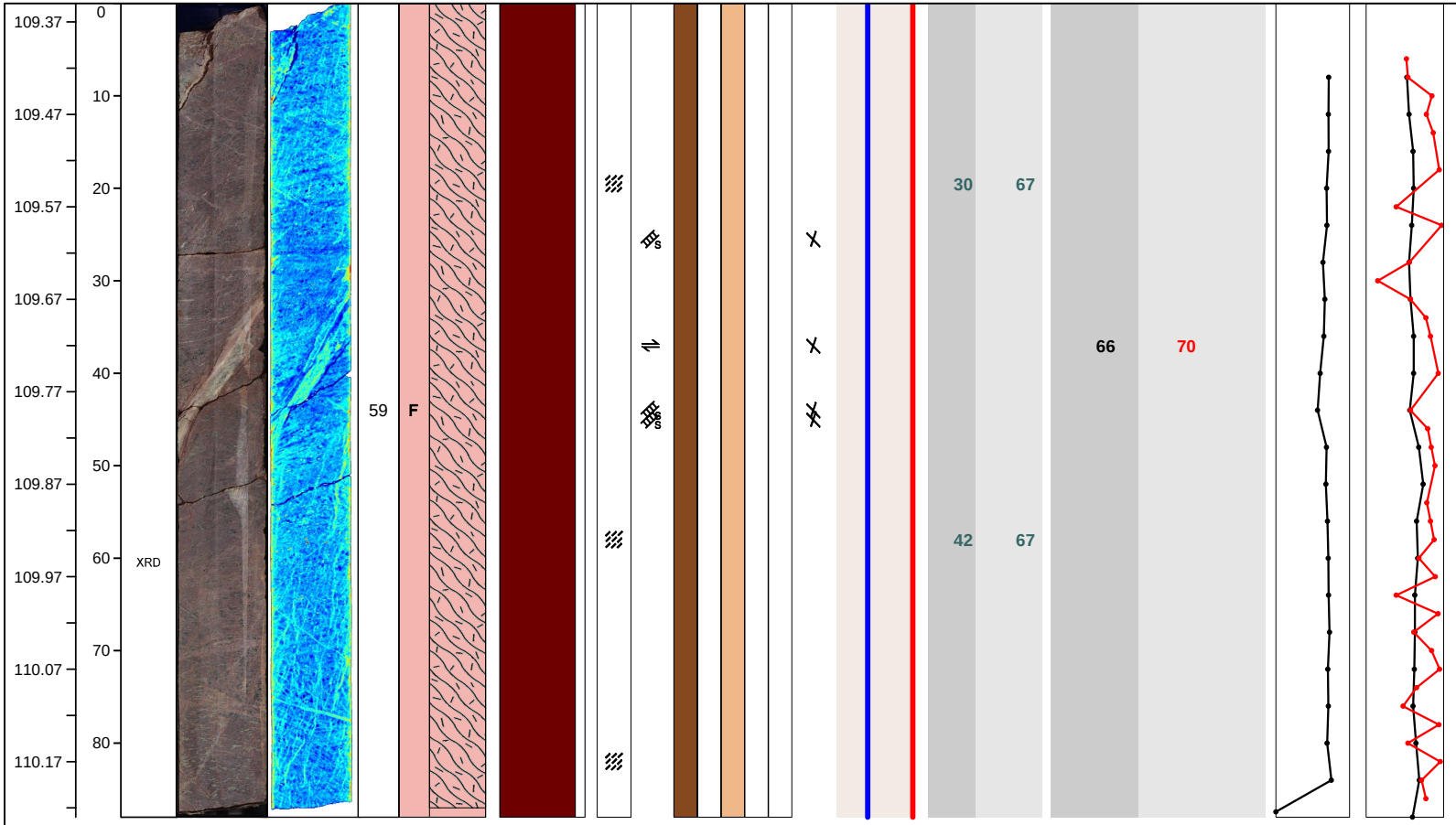

UNIT: 59
ROCK NAME: veined listvenite
COLOR: greyish red
HOST ROCK SUMMARY: Pervasively veined greyish red listvenite containing a network of thin white subparallel veins with approximately ~7 mm apart. Horse tail structure 30-48 cm.
VEIN PETROLOGY AND STRUCTURE SUMMARY: Late red, thin net veins predominate

Hole BT1B-48Z Section 2,Top of Section 110.24 (m CCD)

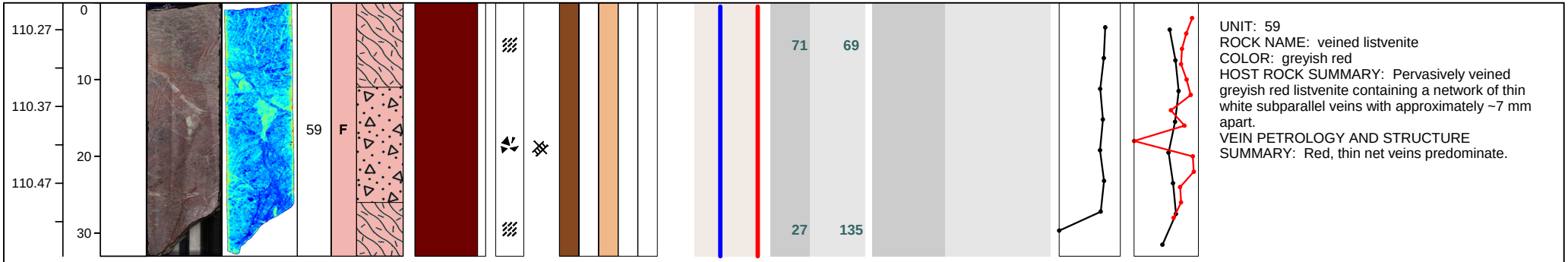

UNIT: 59
ROCK NAME: veined listvenite
COLOR: greyish red
HOST ROCK SUMMARY: Pervasively veined greyish red listvenite containing a network of thin white subparallel veins with approximately ~7 mm apart.
VEIN PETROLOGY AND STRUCTURE SUMMARY: Red, thin net veins predominate.

Hole BT1B-48Z Section 3,Top of Section 110.57 (m CCD)

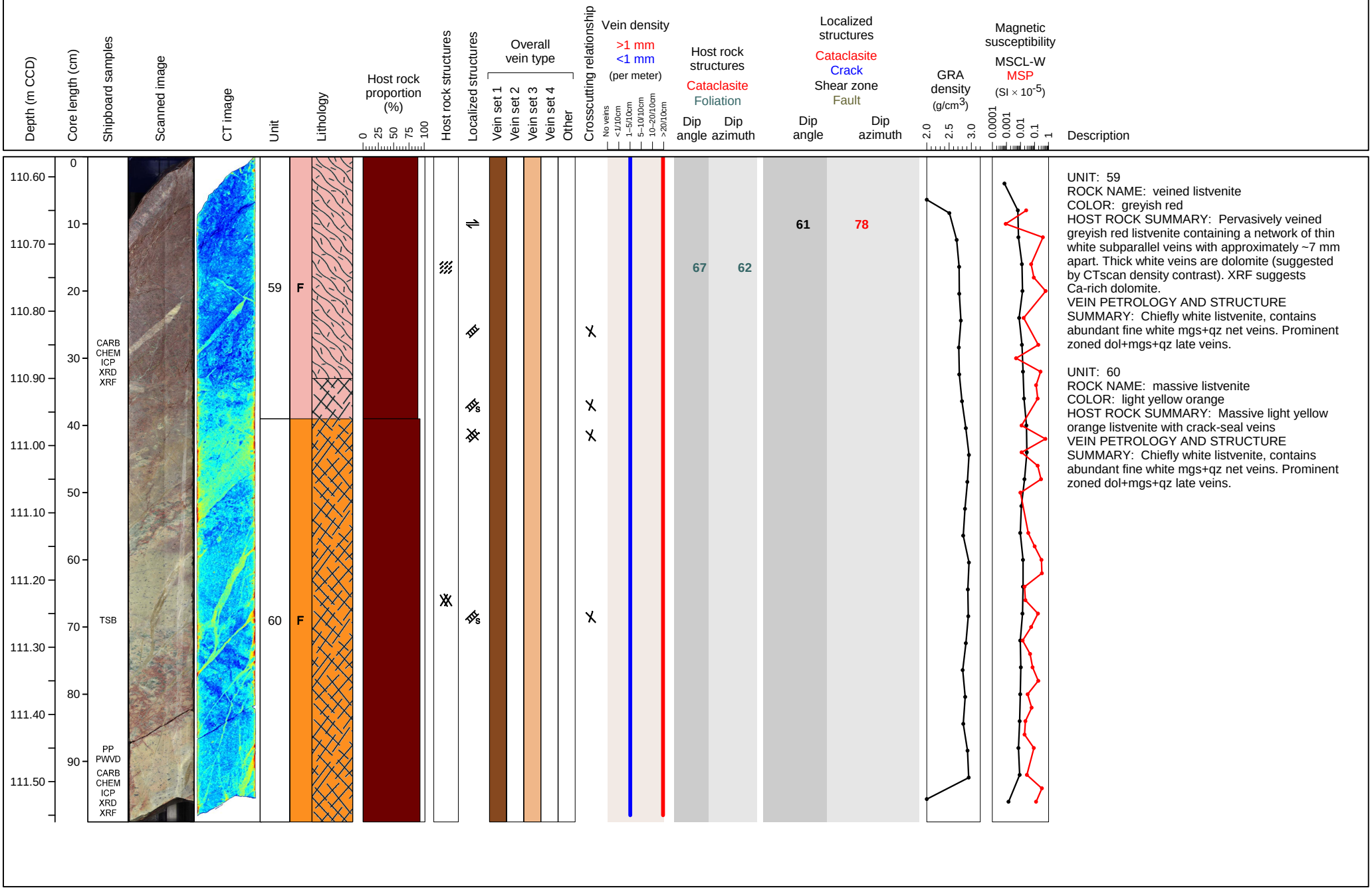

UNIT: 59
ROCK NAME: veined listvenite
COLOR: greyish red
HOST ROCK SUMMARY: Pervasively veined greyish red listvenite containing a network of thin white subparallel veins with approximately ~7 mm apart. Thick white veins are dolomite (suggested by CTscan density contrast). XRF suggests Ca-rich dolomite.
VEIN PETROLOGY AND STRUCTURE SUMMARY: Chiefly white listvenite, contains abundant fine white mgs+qz net veins. Prominent zoned dol+mgs+qz late veins.

UNIT: 60
ROCK NAME: massive listvenite
COLOR: light yellow orange
HOST ROCK SUMMARY: Massive light yellow orange listvenite with crack-seal veins
VEIN PETROLOGY AND STRUCTURE SUMMARY: Chiefly white listvenite, contains abundant fine white mgs+qz net veins. Prominent zoned dol+mgs+qz late veins.

Hole BT1B-49Z Section 1,Top of Section 111.35 (m CCD)

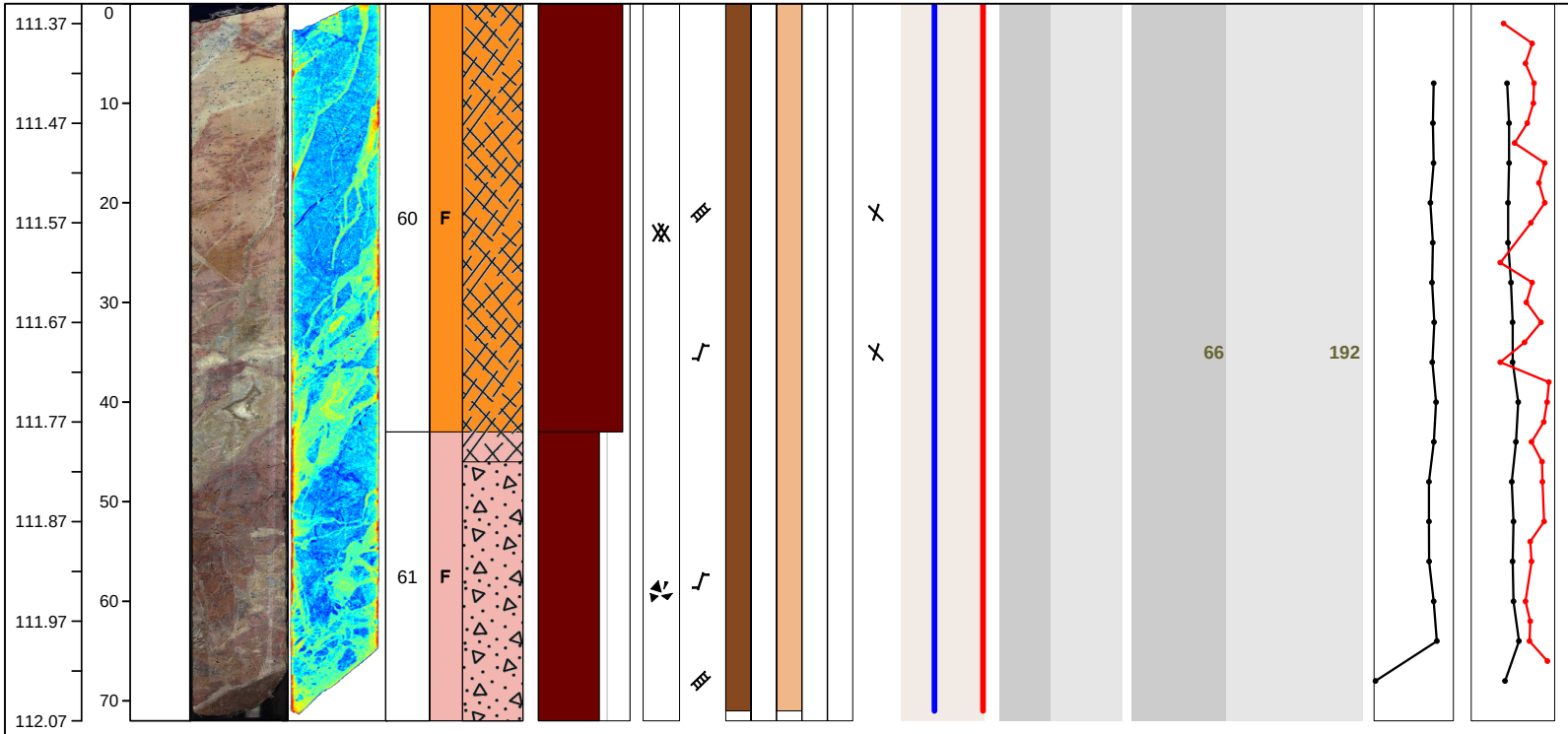

UNIT: 60
ROCK NAME: massive listvenite
COLOR: light yellow orange
HOST ROCK SUMMARY: Massive light yellow orange listvenite with crack-seal veins
VEIN PETROLOGY AND STRUCTURE SUMMARY: Prominent zoned dol+mgs+qz late patches, veins and segregations.

UNIT: 61
ROCK NAME: brecciated veined listvenite
COLOR: dusky red
HOST ROCK SUMMARY: Veined dusky red listvenite, brecciated in places. Upper contact defined by thick carbonate-qtz vein, lower boundary defined by breccia zone.
VEIN PETROLOGY AND STRUCTURE SUMMARY: Prominent zoned dol+mgs+qz late patches, veins and segregations.
XRF-CL: Interval 20-55 cm

Hole BT1B-49Z Section 2,Top of Section 112.07 (m CCD)

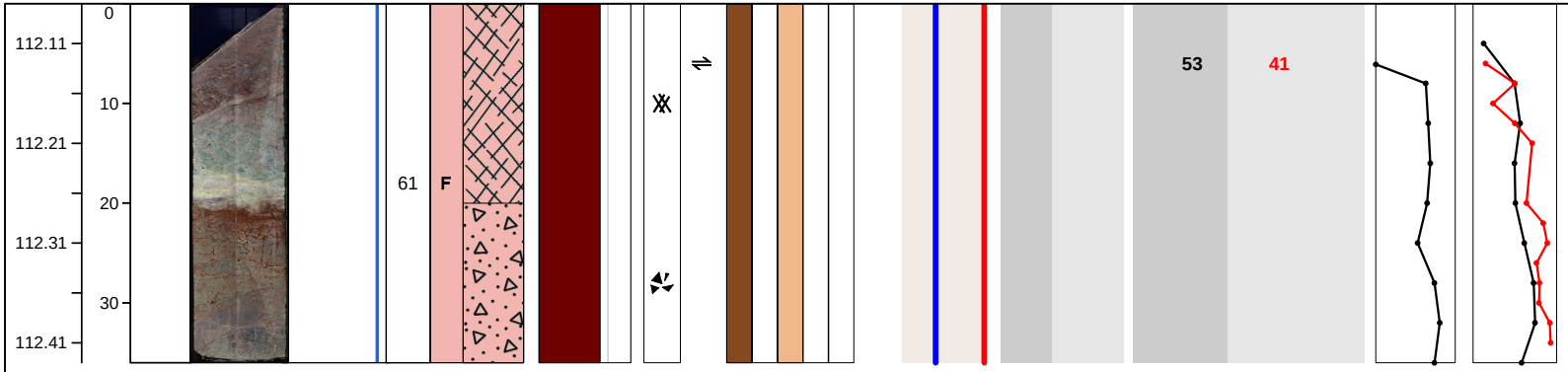

UNIT: 61
ROCK NAME: brecciated veined listvenite
COLOR: dusky red
HOST ROCK SUMMARY: Veined dusky red listvenite, brecciated in places. Contains large fuchsite rich patch between 10-20 cm. Upper contact defined by thick carbonate-qtz vein, lower boundary defined by breccia zone.
VEIN PETROLOGY AND STRUCTURE SUMMARY: Prominent zoned dol+mgs+qz late patches, veins and segregations.
XRF-CL: Interval 6-34 cm

Hole BT1B-50Z Section 1,Top of Section 112.40 (m CCD)



UNIT: 61
ROCK NAME: brecciated veined listvenite
COLOR: dusky red
HOST ROCK SUMMARY: Veined dusky red listvenite, brecciated in places. Upper contact defined by thick carbonate-qtz vein, lower boundary defined by breccia zone.
VEIN PETROLOGY AND STRUCTURE SUMMARY: Red, thin net veins predominate.

Hole BT1B-50Z Section 2,Top of Section 113.38 (m CCD)

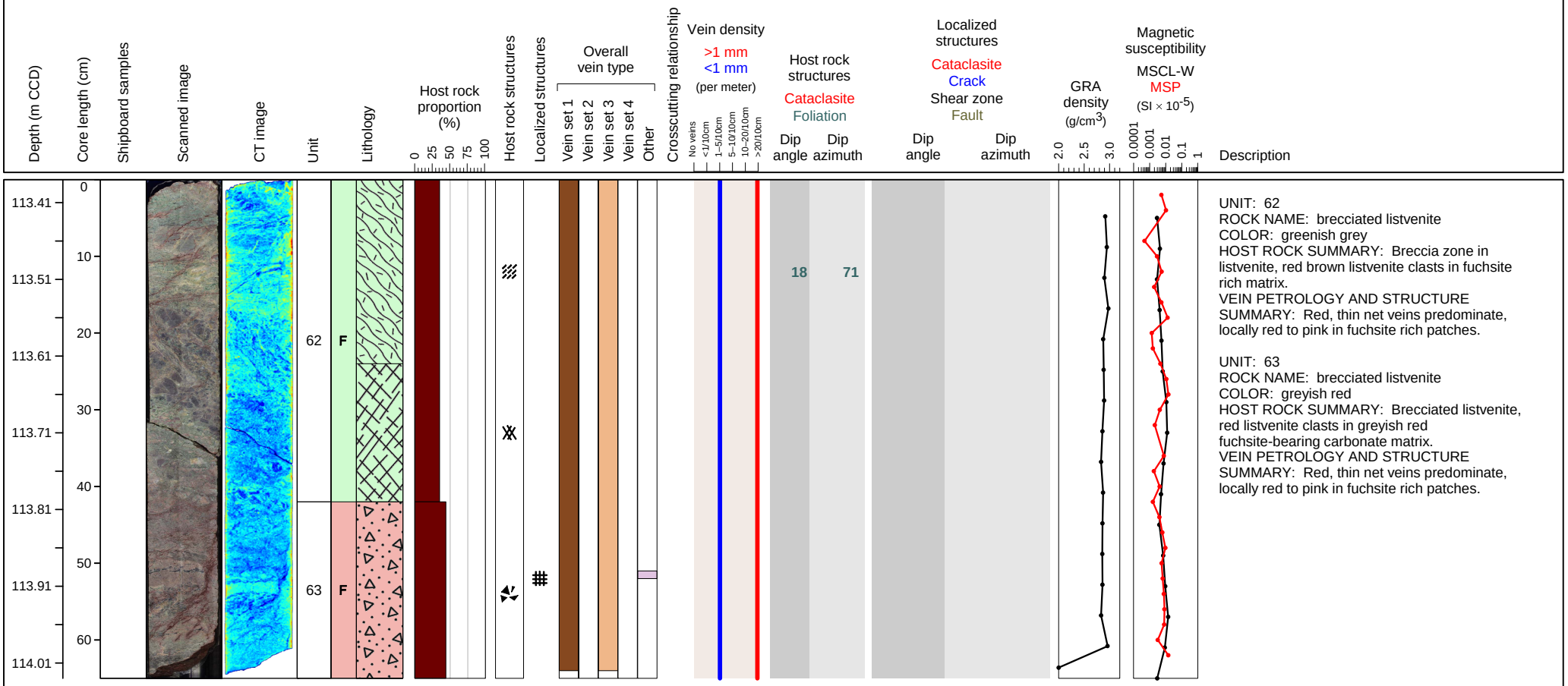

UNIT: 62
ROCK NAME: brecciated listvenite
COLOR: greenish grey
HOST ROCK SUMMARY: Breccia zone in listvenite, red brown listvenite clasts in fuchsite rich matrix.
VEIN PETROLOGY AND STRUCTURE SUMMARY: Red, thin net veins predominate, locally red to pink in fuchsite rich patches.

UNIT: 63
ROCK NAME: brecciated listvenite
COLOR: greyish red
HOST ROCK SUMMARY: Brecciated listvenite, red listvenite clasts in greyish red fuchsite-bearing carbonate matrix.
VEIN PETROLOGY AND STRUCTURE SUMMARY: Red, thin net veins predominate, locally red to pink in fuchsite rich patches.

Hole BT1B-50Z Section 3,Top of Section 114.04 (m CCD)

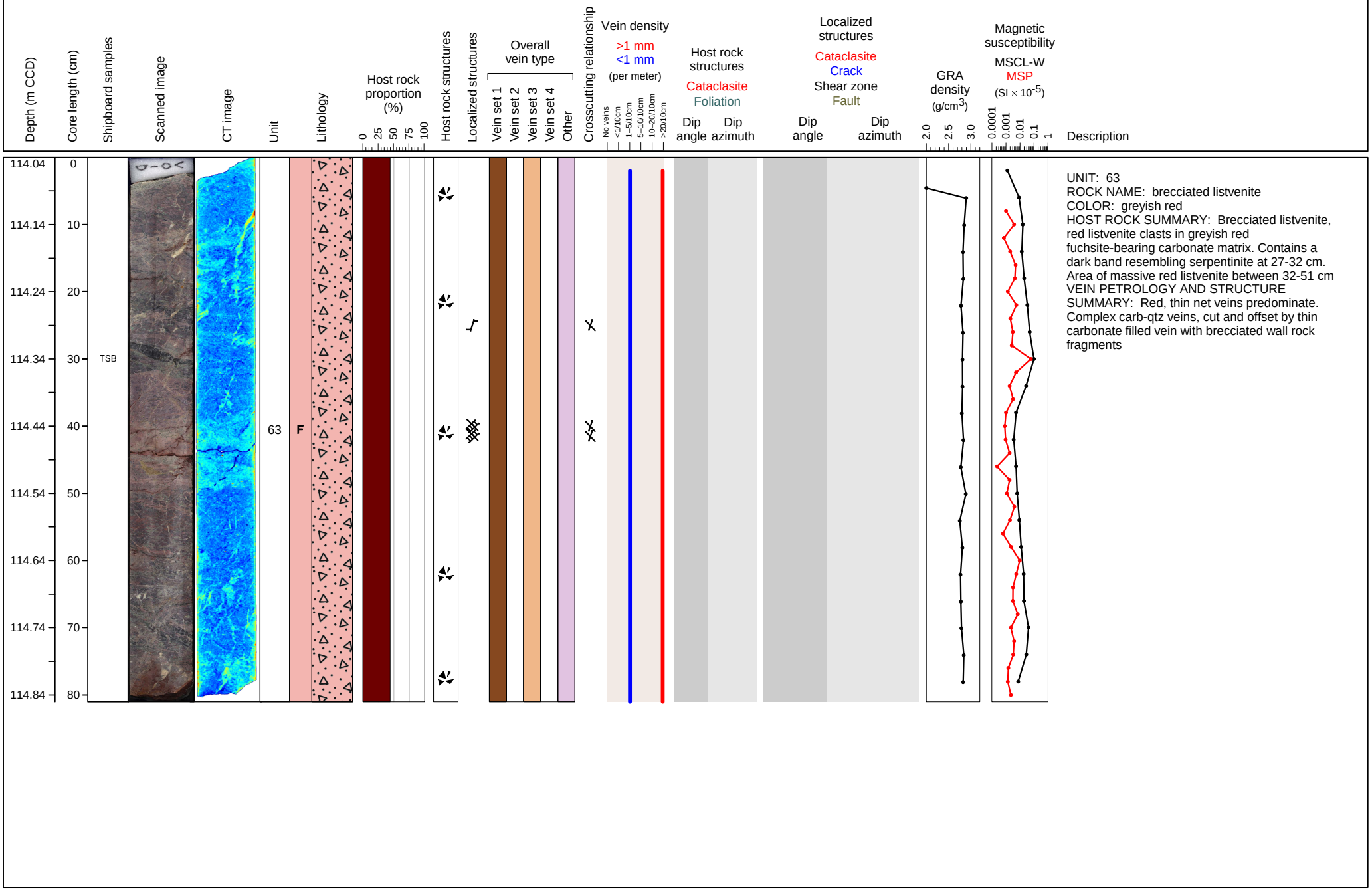

UNIT: 63
ROCK NAME: brecciated listvenite
COLOR: greyish red
HOST ROCK SUMMARY: Brecciated listvenite, red listvenite clasts in greyish red fuchsite-bearing carbonate matrix. Contains a dark band resembling serpentinite at 27-32 cm. Area of massive red listvenite between 32-51 cm
VEIN PETROLOGY AND STRUCTURE SUMMARY: Red, thin net veins predominate. Complex carb-qtz veins, cut and offset by thin carbonate filled vein with brecciated wall rock fragments

Hole BT1B-50Z Section 4,Top of Section 114.85 (m CCD)

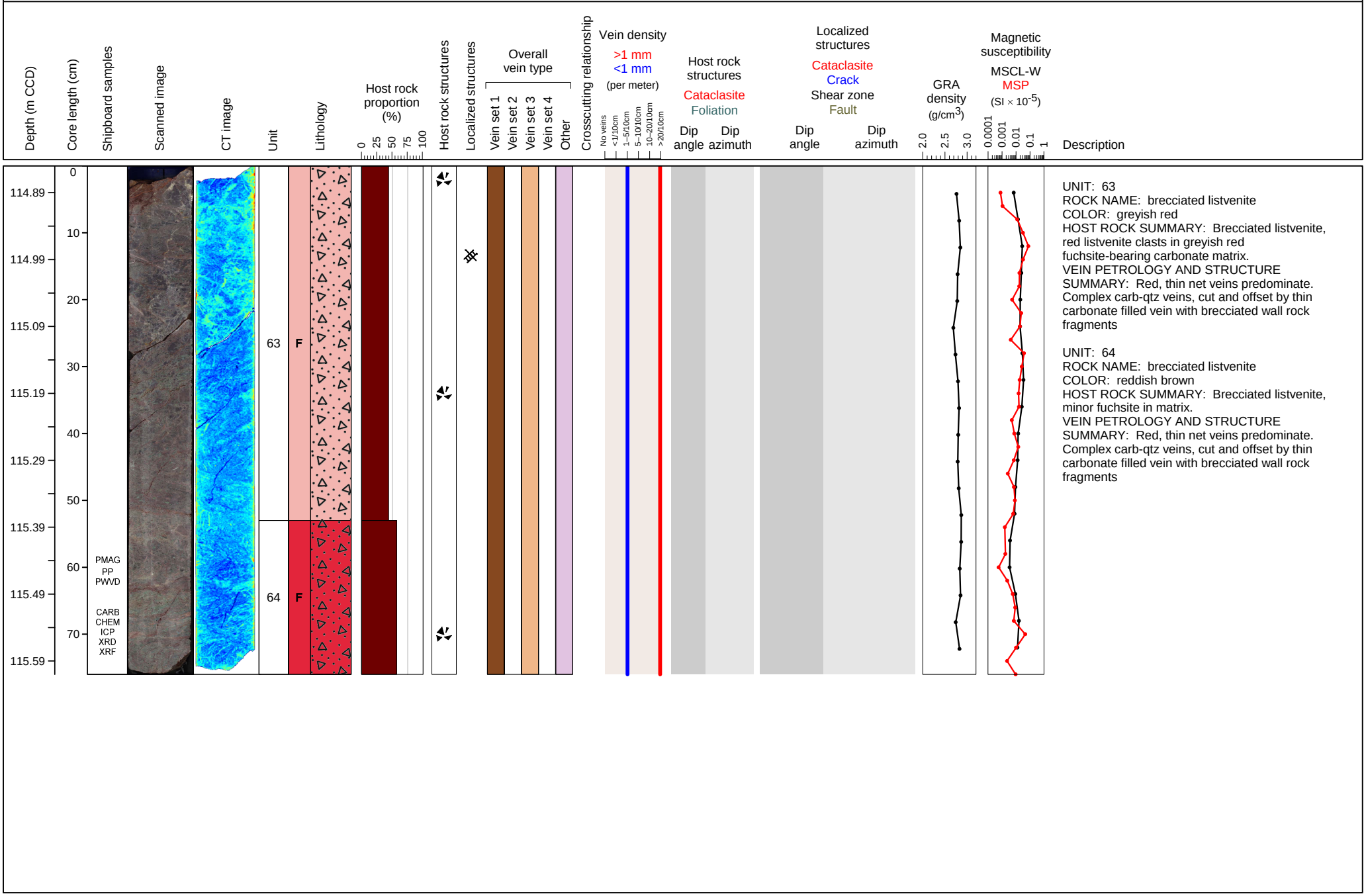

UNIT: 63
ROCK NAME: brecciated listvenite
COLOR: greyish red
HOST ROCK SUMMARY: Brecciated listvenite, red listvenite clasts in greyish red fuchsite-bearing carbonate matrix.
VEIN PETROLOGY AND STRUCTURE SUMMARY: Red, thin net veins predominate. Complex carb-qtz veins, cut and offset by thin carbonate filled vein with brecciated wall rock fragments

UNIT: 64
ROCK NAME: brecciated listvenite
COLOR: reddish brown
HOST ROCK SUMMARY: Brecciated listvenite, minor fuchsite in matrix.
VEIN PETROLOGY AND STRUCTURE SUMMARY: Red, thin net veins predominate. Complex carb-qtz veins, cut and offset by thin carbonate filled vein with brecciated wall rock fragments

Hole BT1B-51Z Section 1,Top of Section 115.45 (m CCD)



UNIT: 64
ROCK NAME: brecciated listvenite
COLOR: reddish brown
HOST ROCK SUMMARY: Brecciated listvenite, minor fuchsite in matrix. Thick red vein in between 23-29 cm.
VEIN PETROLOGY AND STRUCTURE SUMMARY: Red, thin net veins predominate. Large white to yellow mgs+qz segregations.

UNIT: 65
ROCK NAME: veined fuchsite-bearing listvenite
COLOR: light grey
HOST ROCK SUMMARY: Veined, fuchsite-rich listvenite containing thin (<5 mm) cataclastic zones.
VEIN PETROLOGY AND STRUCTURE SUMMARY: Red, thin net veins predominate. Large white to yellow mgs+qz segregations.

Hole BT1B-51Z Section 2,Top of Section 116.27 (m CCD)

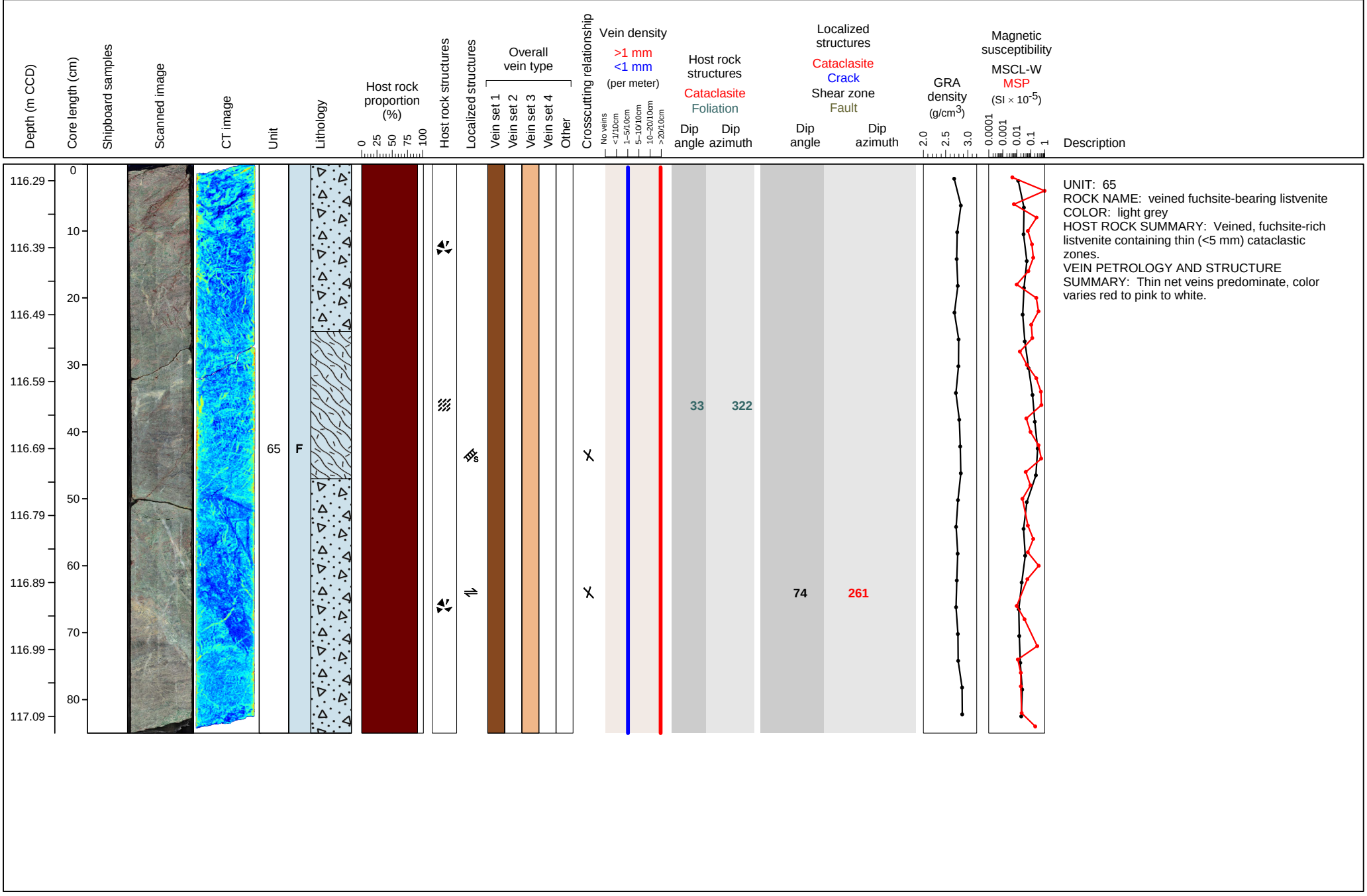

UNIT: 65
ROCK NAME: veined fuchsite-bearing listvenite
COLOR: light grey
HOST ROCK SUMMARY: Veined, fuchsite-rich listvenite containing thin (<5 mm) cataclastic zones.
VEIN PETROLOGY AND STRUCTURE SUMMARY: Thin net veins predominate, color varies red to pink to white.

Hole BT1B-51Z Section 3,Top of Section 117.12 (m CCD)

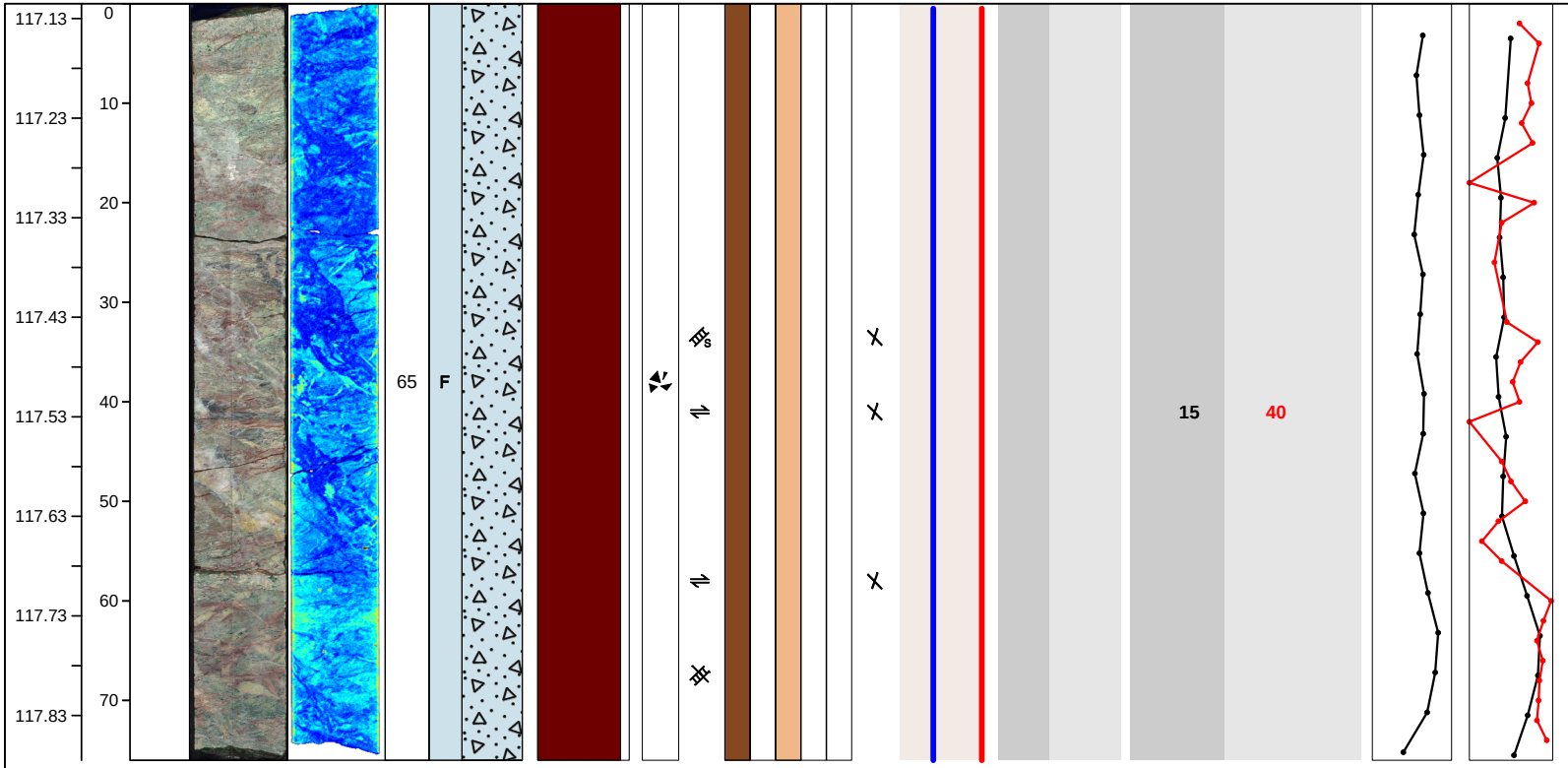

UNIT: 65
ROCK NAME: veined fuchsite-bearing listvenite
COLOR: light grey
HOST ROCK SUMMARY: Veined, fuchsite-rich listvenite containing thin (<5 mm) cataclastic zones.
VEIN PETROLOGY AND STRUCTURE SUMMARY: Complex carb+qtz veining in fuchsite rich listvenite. Thin net veins and thick irregular branching networks.

Hole BT1B-51Z Section 4,Top of Section 117.88 (m CCD)

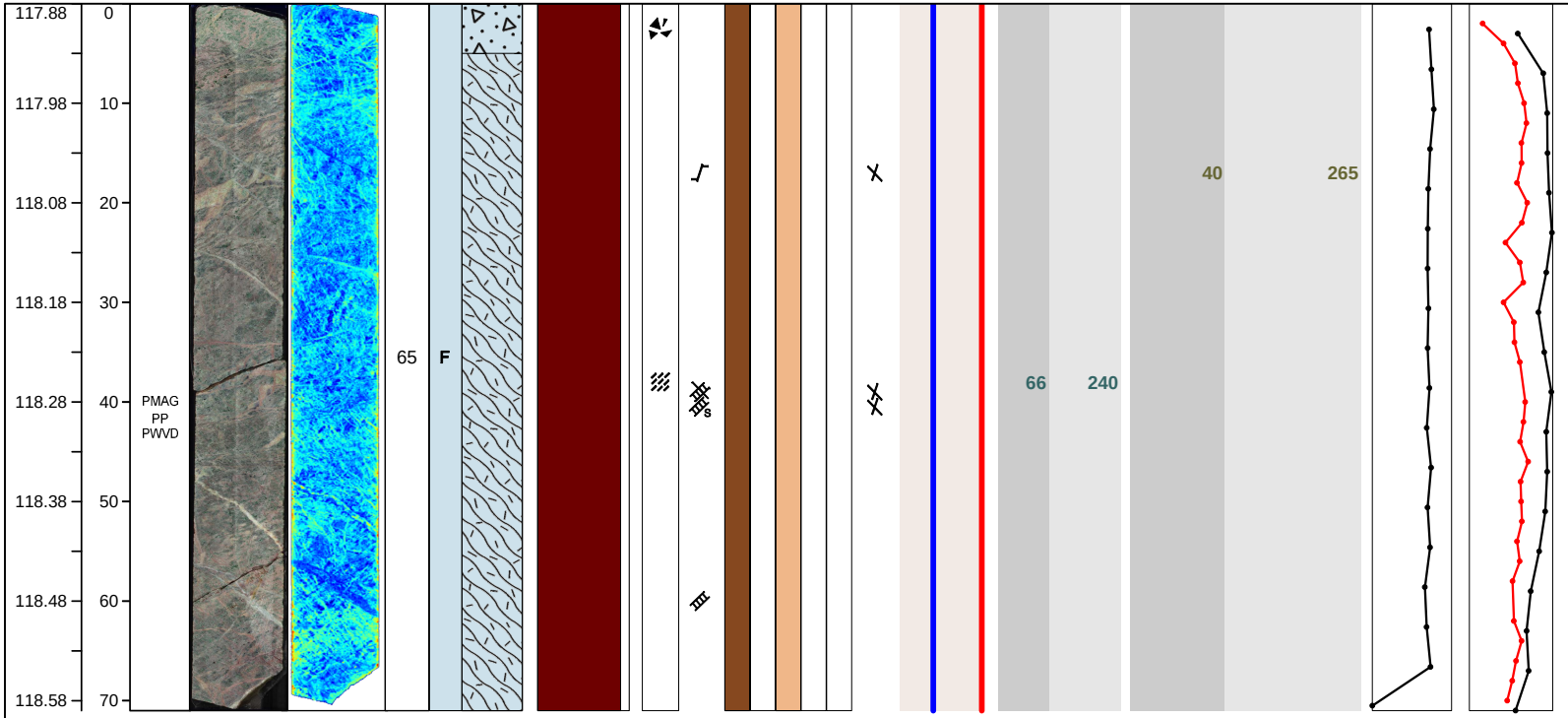

UNIT: 65
ROCK NAME: veined fuchsite-bearing listvenite
COLOR: light grey
HOST ROCK SUMMARY: Veined, fuchsite-rich listvenite containing thin (<5 mm) cataclastic zones.
VEIN PETROLOGY AND STRUCTURE SUMMARY: Complex carb+qz veining in fuchsite rich listvenite. Thin net veins cut by multiple generations of irregular mgs+qz veins.

Hole BT1B-52Z Section 1,Top of Section 118.50 (m CCD)

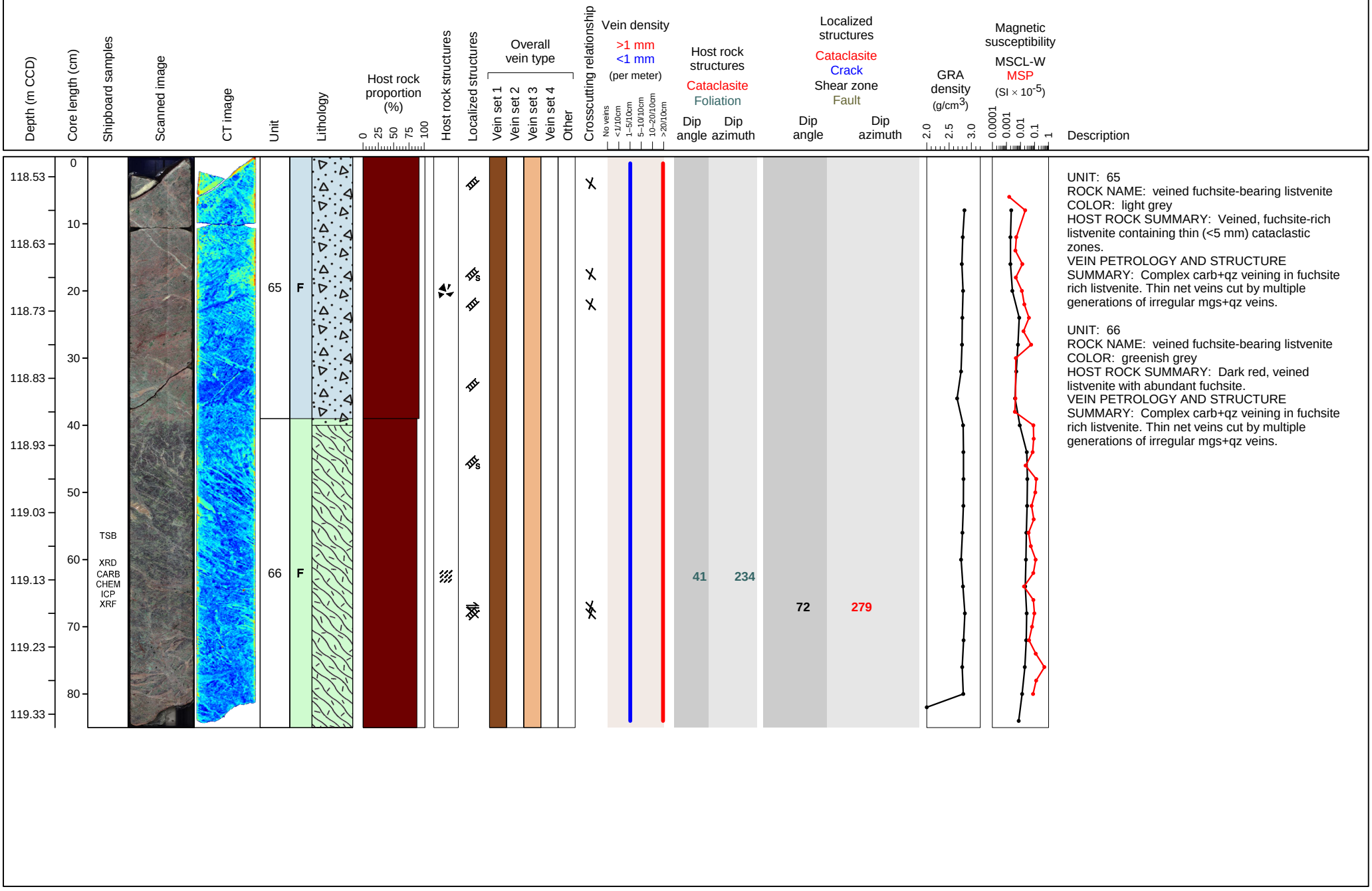

UNIT: 65
ROCK NAME: veined fuchsite-bearing listvenite
COLOR: light grey
HOST ROCK SUMMARY: Veined, fuchsite-rich listvenite containing thin (<5 mm) cataclastic zones.
VEIN PETROLOGY AND STRUCTURE SUMMARY: Complex carb+qz veining in fuchsite rich listvenite. Thin net veins cut by multiple generations of irregular mgs+qz veins.

UNIT: 66
ROCK NAME: veined fuchsite-bearing listvenite
COLOR: greenish grey
HOST ROCK SUMMARY: Dark red, veined listvenite with abundant fuchsite.
VEIN PETROLOGY AND STRUCTURE SUMMARY: Complex carb+qz veining in fuchsite rich listvenite. Thin net veins cut by multiple generations of irregular mgs+qz veins.

Hole BT1B-52Z Section 2,Top of Section 119.35 (m CCD)

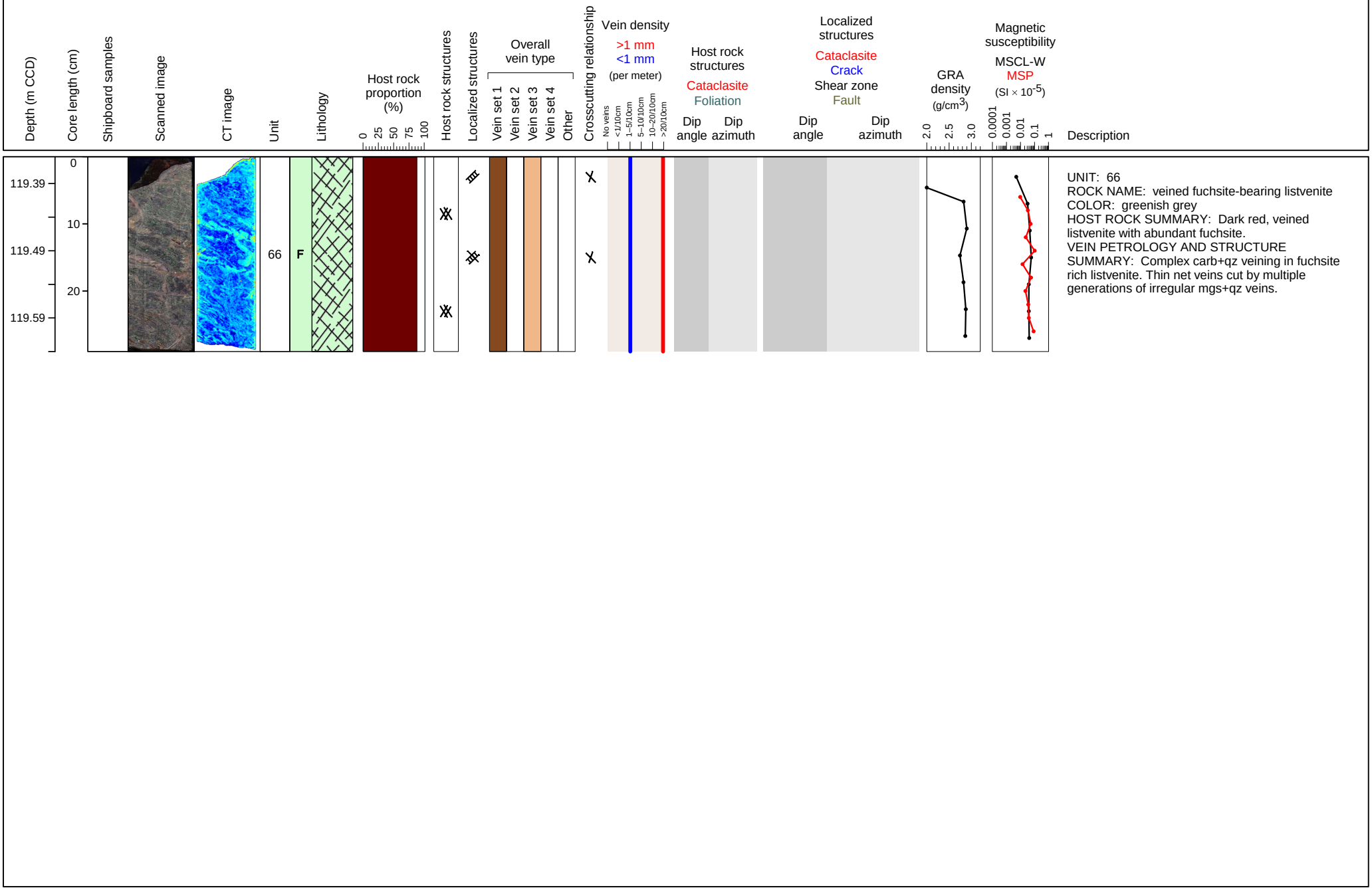

UNIT: 66
ROCK NAME: veined fuchsite-bearing listvenite
COLOR: greenish grey
HOST ROCK SUMMARY: Dark red, veined listvenite with abundant fuchsite.
VEIN PETROLOGY AND STRUCTURE SUMMARY: Complex carb+qz veining in fuchsite rich listvenite. Thin net veins cut by multiple generations of irregular mgs+qz veins.

Hole BT1B-52Z Section 3,Top of Section 119.64 (m CCD)

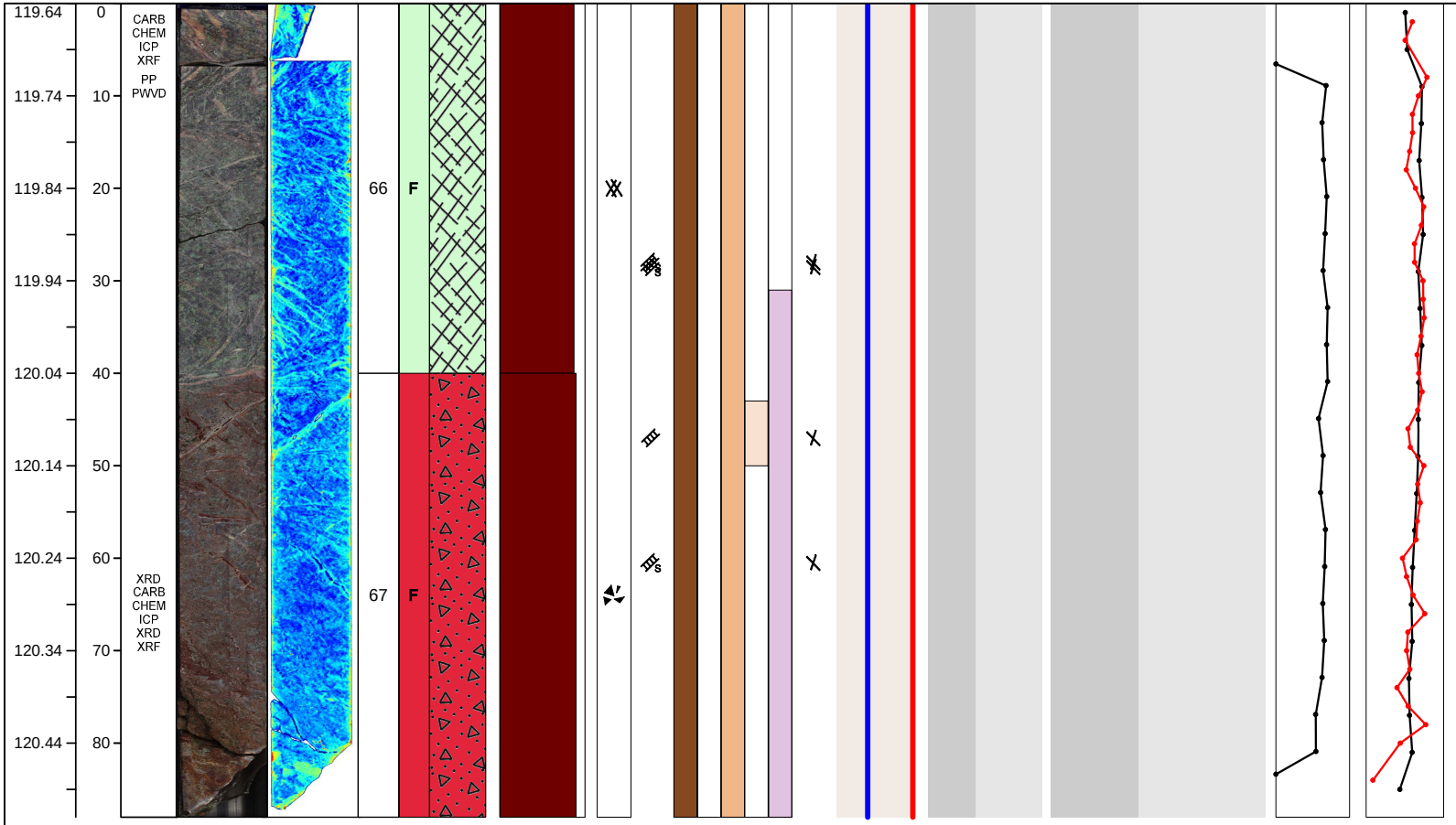

UNIT: 66
ROCK NAME: veined fuchsite-bearing listvenite
COLOR: greenish grey
HOST ROCK SUMMARY: Dark red, veined listvenite with abundant fuchsite.
VEIN PETROLOGY AND STRUCTURE SUMMARY: Complex carb+qz veining in fuchsite rich listvenite. Thin net veins cut by multiple generations of irregular mgs+qz veins.
XRF-CL: Interval 1-4 cm

UNIT: 67
ROCK NAME: massive fuchsite-bearing listvenite
COLOR: dark red
HOST ROCK SUMMARY: Red, veined listvenite with abundant fuchsite.
VEIN PETROLOGY AND STRUCTURE SUMMARY: Complex carb+qz veining in fuchsite rich listvenite. Thin net veins cut by multiple generations of irregular mgs+qz veins. Excellent antitaxial growth textures especially in red stained listvenite below 40 cm
XRF-CL: Interval 39-46 cm

Hole BT1B-52Z Section 4,Top of Section 120.52 (m CCD)



UNIT: 67
ROCK NAME: massive fuchsite-bearing listvenite
COLOR: dark red
HOST ROCK SUMMARY: Red, veined listvenite with abundant fuchsite.
VEIN PETROLOGY AND STRUCTURE SUMMARY: Dominated by strongly red-stained fine mgs+qz veins.

Hole BT1B-52Z Section 5,Top of Section 121.27 (m CCD)

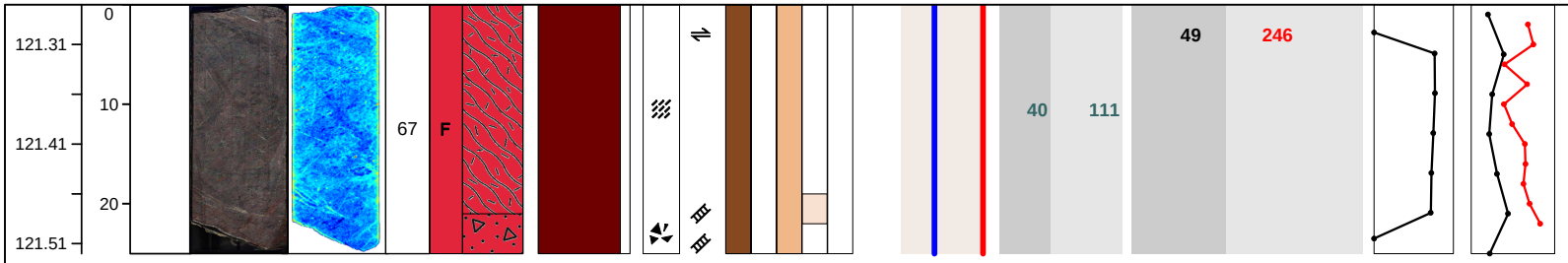

UNIT: 67
ROCK NAME: massive fuchsite-bearing listvenite
COLOR: dark red
HOST ROCK SUMMARY: Red, veined listvenite with abundant fuchsite.
VEIN PETROLOGY AND STRUCTURE SUMMARY: Dominated by strongly red-stained fine mgs+qz veins.

Hole BT1B-53Z Section 1,Top of Section 121.55 (m CCD)

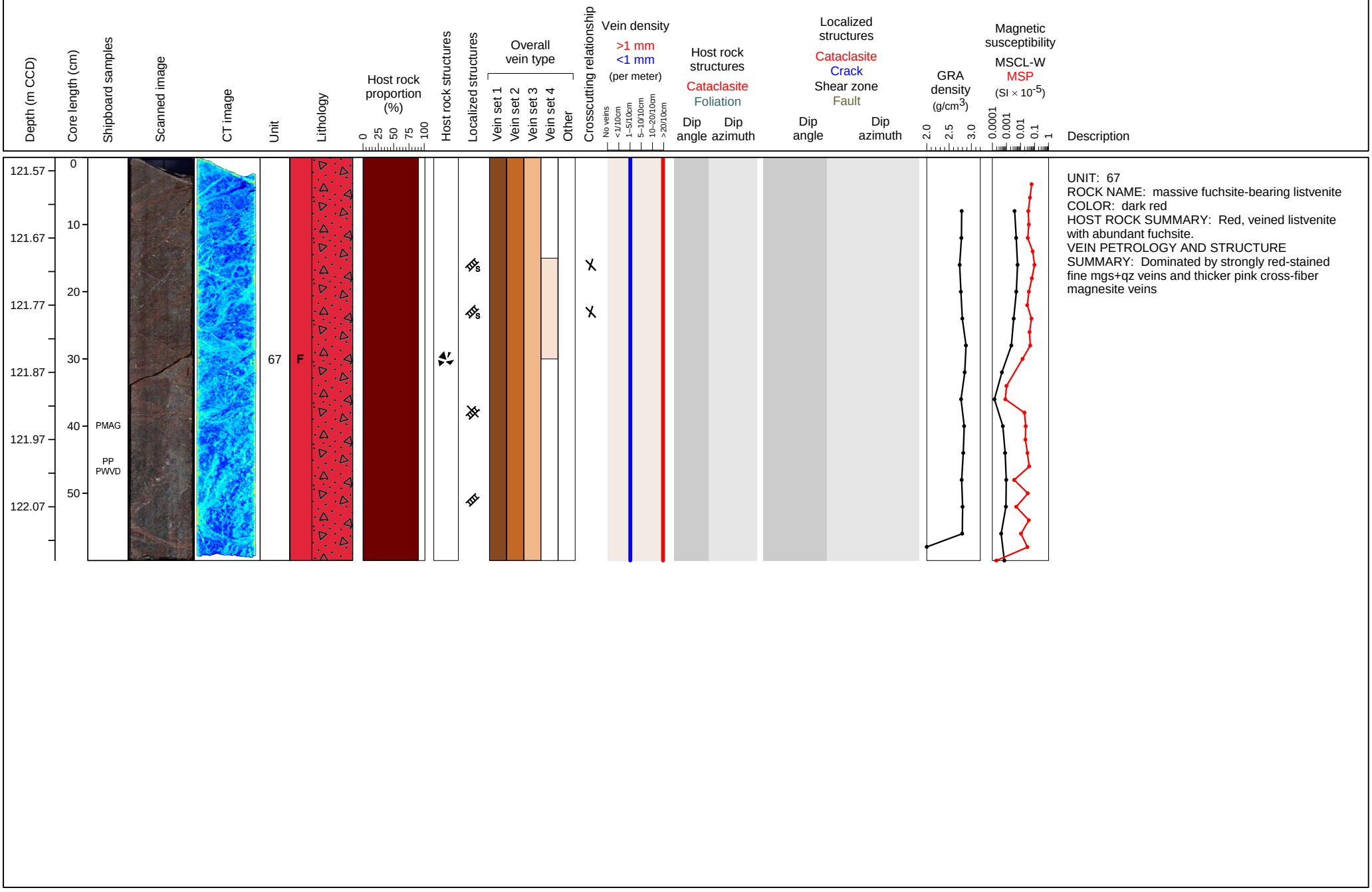

UNIT: 67
ROCK NAME: massive fuchsite-bearing listvenite
COLOR: dark red
HOST ROCK SUMMARY: Red, veined listvenite with abundant fuchsite.
VEIN PETROLOGY AND STRUCTURE SUMMARY: Dominated by strongly red-stained fine mgs+qz veins and thicker pink cross-fiber magnesite veins

Hole BT1B-53Z Section 2,Top of Section 122.15 (m CCD)



UNIT: 67
ROCK NAME: massive fuchsite-bearing listvenite
COLOR: dark red
HOST ROCK SUMMARY: Red, veined listvenite with abundant fuchsite.
VEIN PETROLOGY AND STRUCTURE SUMMARY: Prominent coarse cross fiber magnesite in irregular subvertical veins

Hole BT1B-53Z Section 3,Top of Section 122.93 (m CCD)

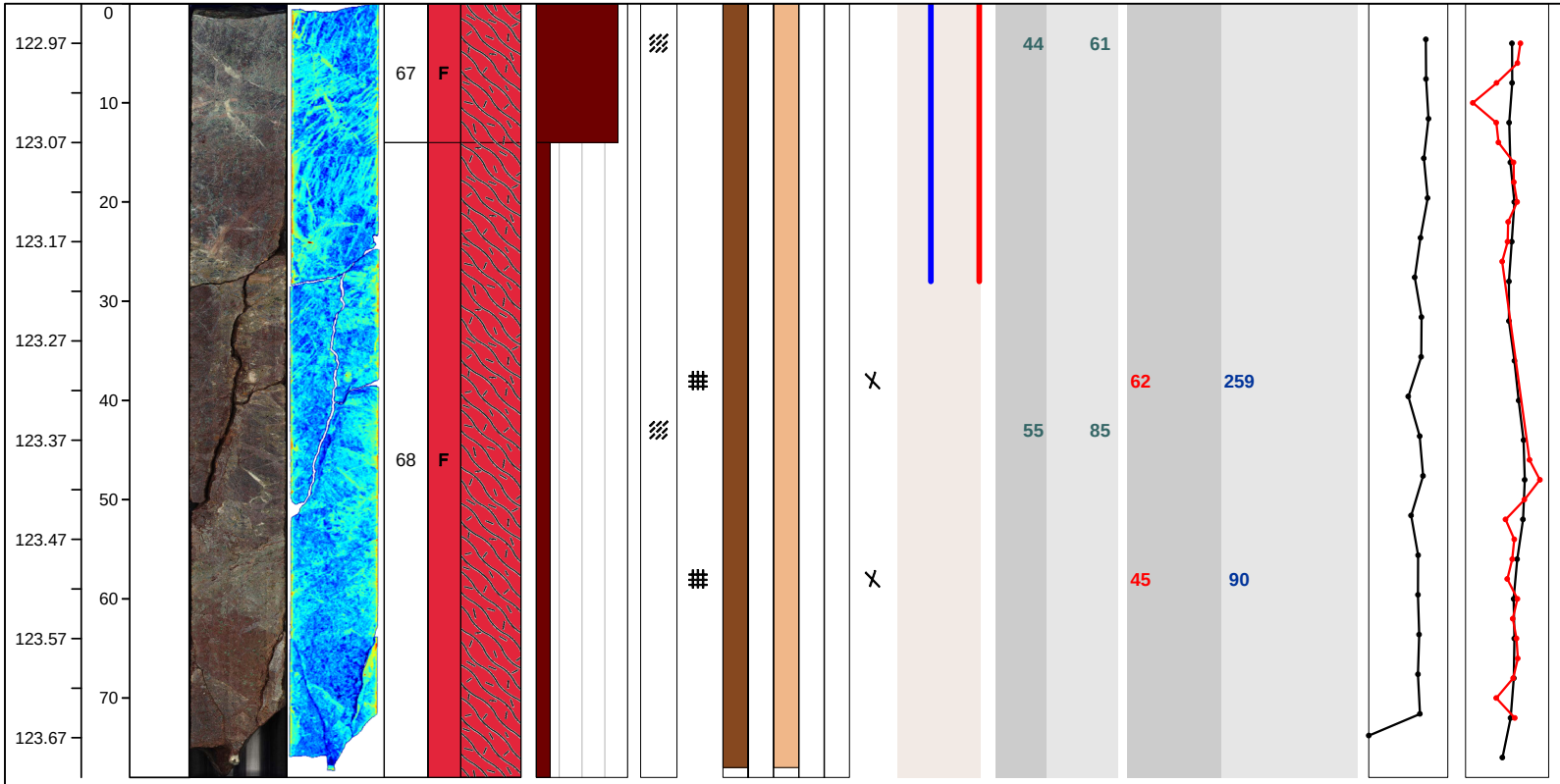

UNIT: 67
ROCK NAME: massive fuchsite-bearing listvenite
COLOR: dark red
HOST ROCK SUMMARY: Red, veined listvenite with abundant fuchsite. Bottom 26 cm of UNIT are particularly fuchsite rich.
VEIN PETROLOGY AND STRUCTURE SUMMARY: Dominated by strongly red-stained fine mgs+qz veins.

UNIT: 68
ROCK NAME: brecciated listvenite
COLOR: brown
HOST ROCK SUMMARY: Brown, strongly reworked listvenite breccia.
VEIN PETROLOGY AND STRUCTURE SUMMARY: Dominated by strongly red-stained fine mgs+qz veins.

Hole BT1B-53Z Section 4,Top of Section 123.71 (m CCD)

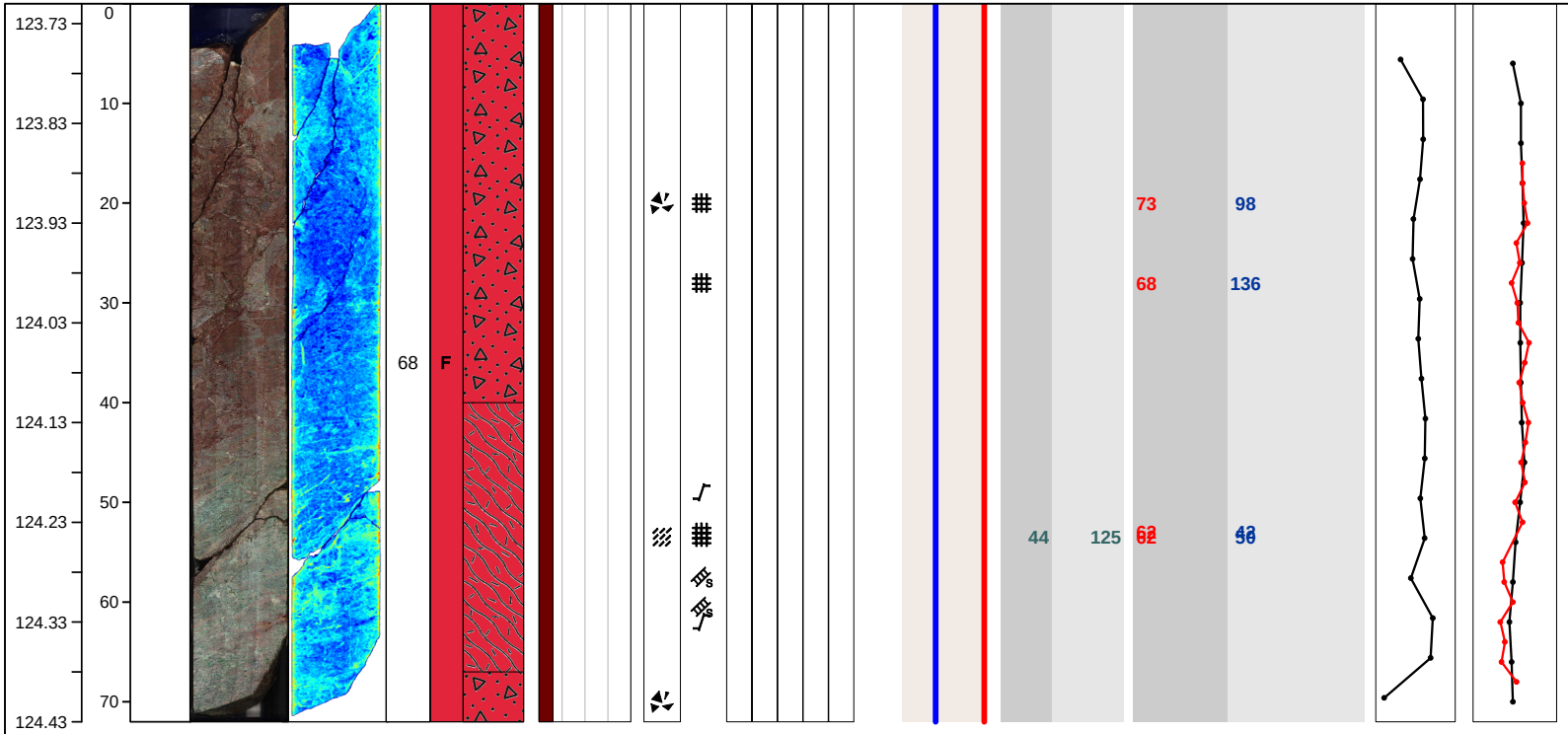

UNIT: 68
ROCK NAME: brecciated listvenite
COLOR: brown
HOST ROCK SUMMARY: Strongly reworked listvenite breccia. Fuchsite rich zone between 42-71 cm.
VEIN PETROLOGY AND STRUCTURE SUMMARY: Dominated by strongly red-stained fine mgs+qz veins becoming pink towards bottom of core.
XRF-CL: Interval 37-47 cm

Hole BT1B-53Z Section 5,Top of Section 124.44 (m CCD)

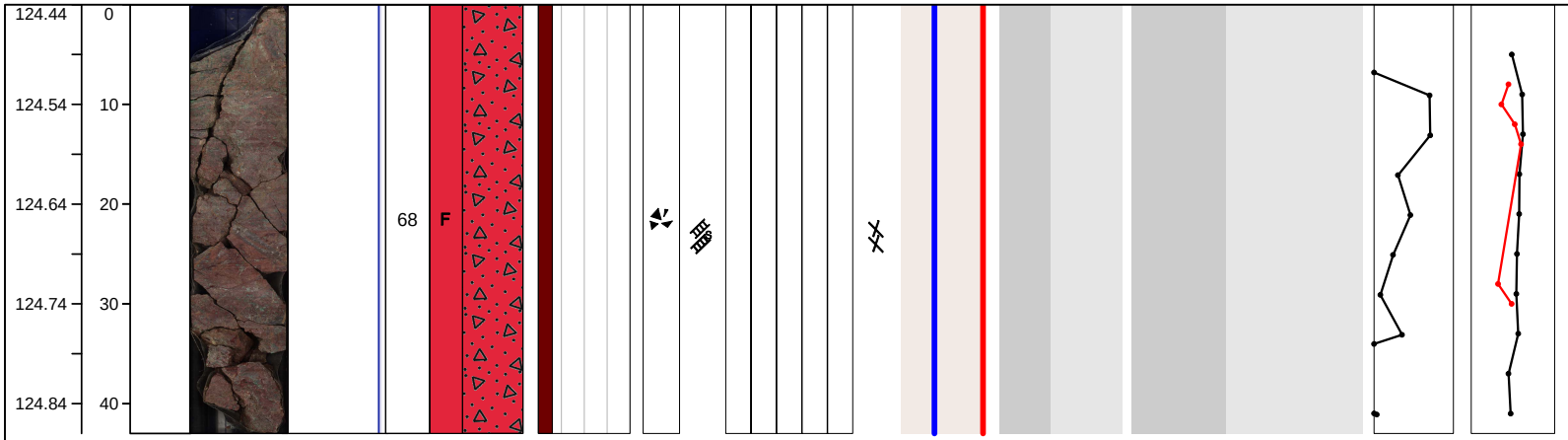

UNIT: 68
ROCK NAME: brecciated listvenite
COLOR: brown
HOST ROCK SUMMARY: Strongly reworked listvenite breccia.
VEIN PETROLOGY AND STRUCTURE SUMMARY: Dominated by strongly red-stained fine mgs+qz veins becoming pink towards bottom of core. Core is highly fractured.

Hole BT1B-54Z Section 1,Top of Section 124.60 (m CCD)



UNIT: 68
ROCK NAME: brecciated listvenite
COLOR: brown
HOST ROCK SUMMARY: Brown, strongly reworked listvenite breccia.
VEIN PETROLOGY AND STRUCTURE SUMMARY: Pink qtz-carb veins forming a subparallel, curved set, that seems to merge with the net veins. Several fractures with vuggy dolomite. Milimmetric halo in net veins.

Hole BT1B-54Z Section 2,Top of Section 125.42 (m CCD)

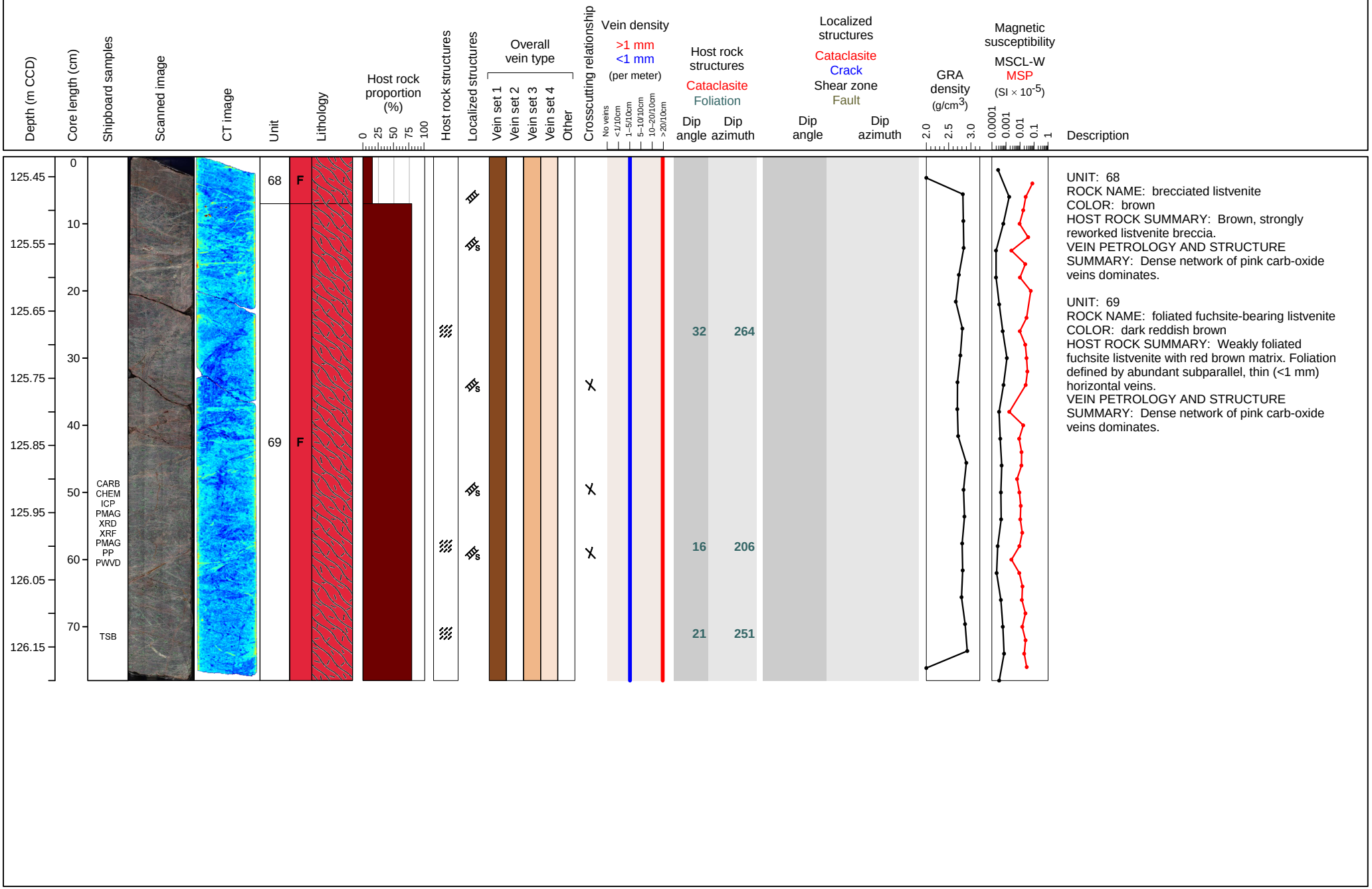

UNIT: 68
ROCK NAME: brecciated listvenite
COLOR: brown
HOST ROCK SUMMARY: Brown, strongly reworked listvenite breccia.
VEIN PETROLOGY AND STRUCTURE SUMMARY: Dense network of pink carb-oxide veins dominates.

UNIT: 69
ROCK NAME: foliated fuchsite-bearing listvenite
COLOR: dark reddish brown
HOST ROCK SUMMARY: Weakly foliated fuchsite listvenite with red brown matrix. Foliation defined by abundant subparallel, thin (<1 mm) horizontal veins.
VEIN PETROLOGY AND STRUCTURE SUMMARY: Dense network of pink carb-oxide veins dominates.

Hole BT1B-54Z Section 3,Top of Section 126.20 (m CCD)

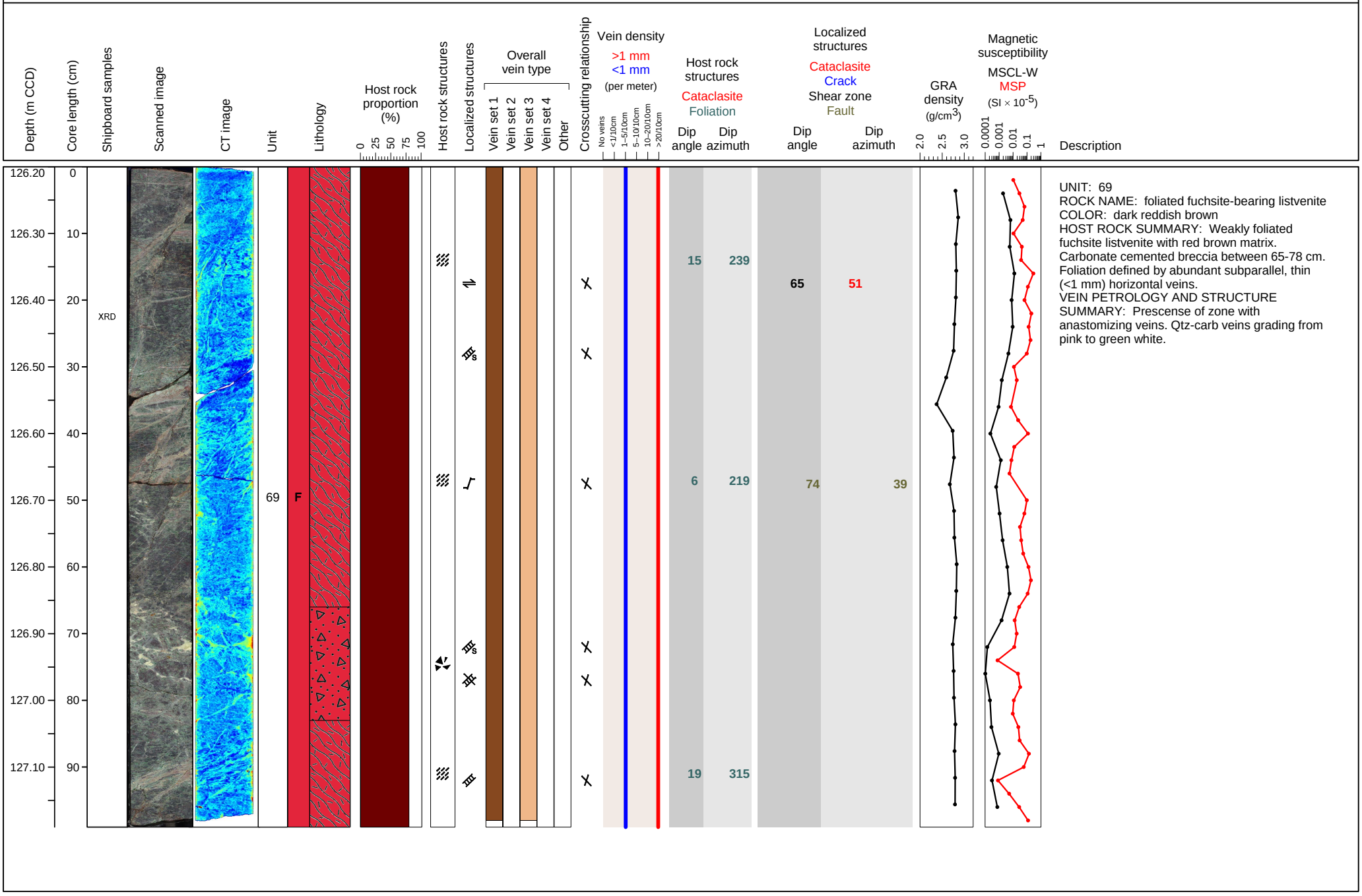

UNIT: 69
ROCK NAME: foliated fuchsite-bearing listvenite
COLOR: dark reddish brown
HOST ROCK SUMMARY: Weakly foliated fuchsite listvenite with red brown matrix. Carbonate cemented breccia between 65-78 cm. Foliation defined by abundant subparallel, thin (<1 mm) horizontal veins.
VEIN PETROLOGY AND STRUCTURE SUMMARY: Prescense of zone with anastomizing veins. Qtz-carb veins grading from pink to green white.

Hole BT1B-54Z Section 4,Top of Section 127.20 (m CCD)

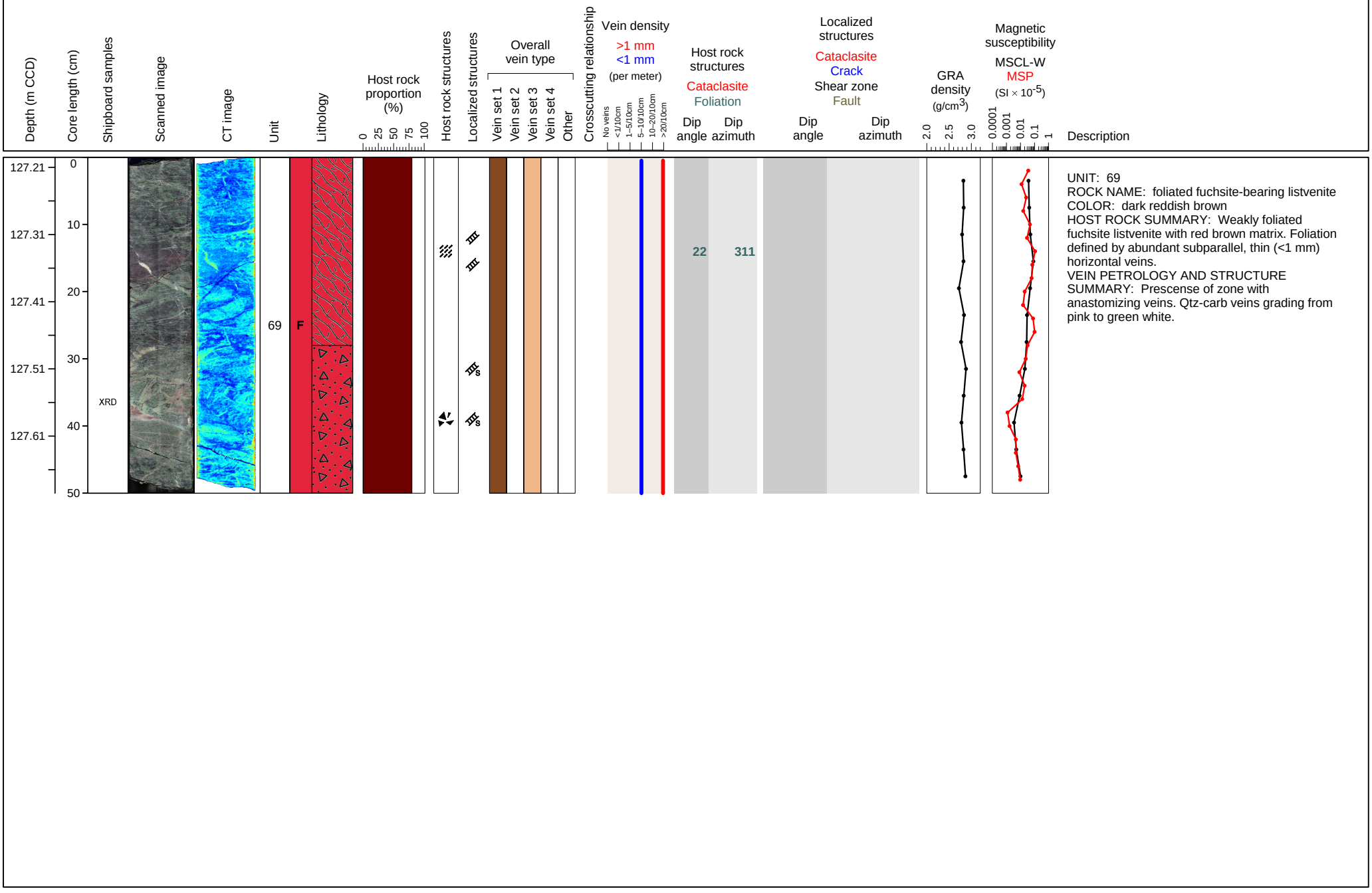

UNIT: 69
ROCK NAME: foliated fuchsite-bearing listvenite
COLOR: dark reddish brown
HOST ROCK SUMMARY: Weakly foliated fuchsite listvenite with red brown matrix. Foliation defined by abundant subparallel, thin (<1 mm) horizontal veins.
VEIN PETROLOGY AND STRUCTURE SUMMARY: Prescense of zone with anastomizing veins. Qtz-carb veins grading from pink to green white.

Hole BT1B-55Z Section 1,Top of Section 127.65 (m CCD)

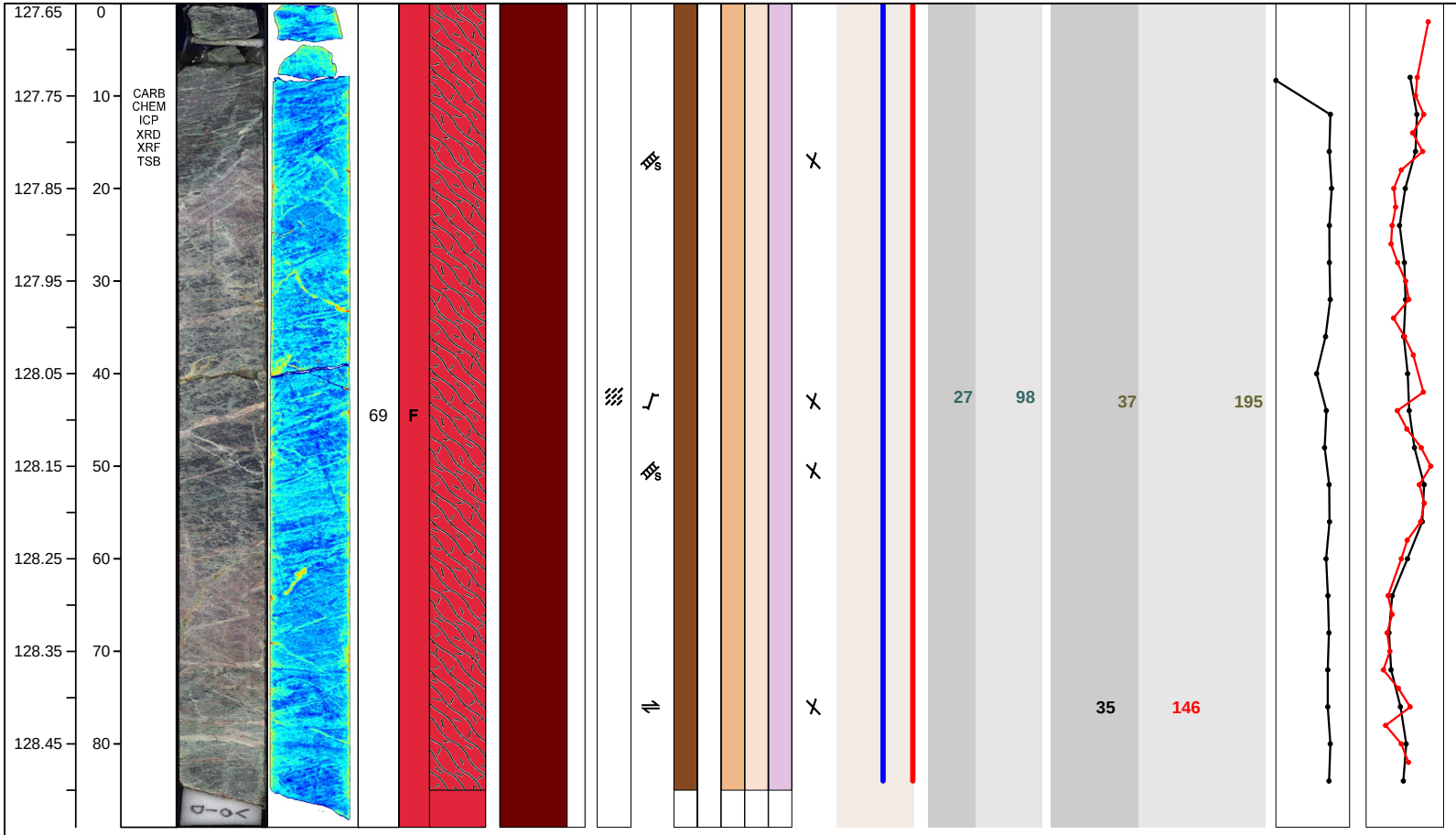

UNIT: 69
ROCK NAME: foliated fuchsite-bearing listvenite
COLOR: dark reddish brown
HOST ROCK SUMMARY: Weakly foliated fuchsite listvenite with red brown matrix. Foliation defined by abundant subparallel, thin (<1 mm) horizontal veins.
VEIN PETROLOGY AND STRUCTURE SUMMARY: Several coexisting generations of carbonate veins on top of net veins.

Hole BT1B-55Z Section 2,Top of Section 128.55 (m CCD)

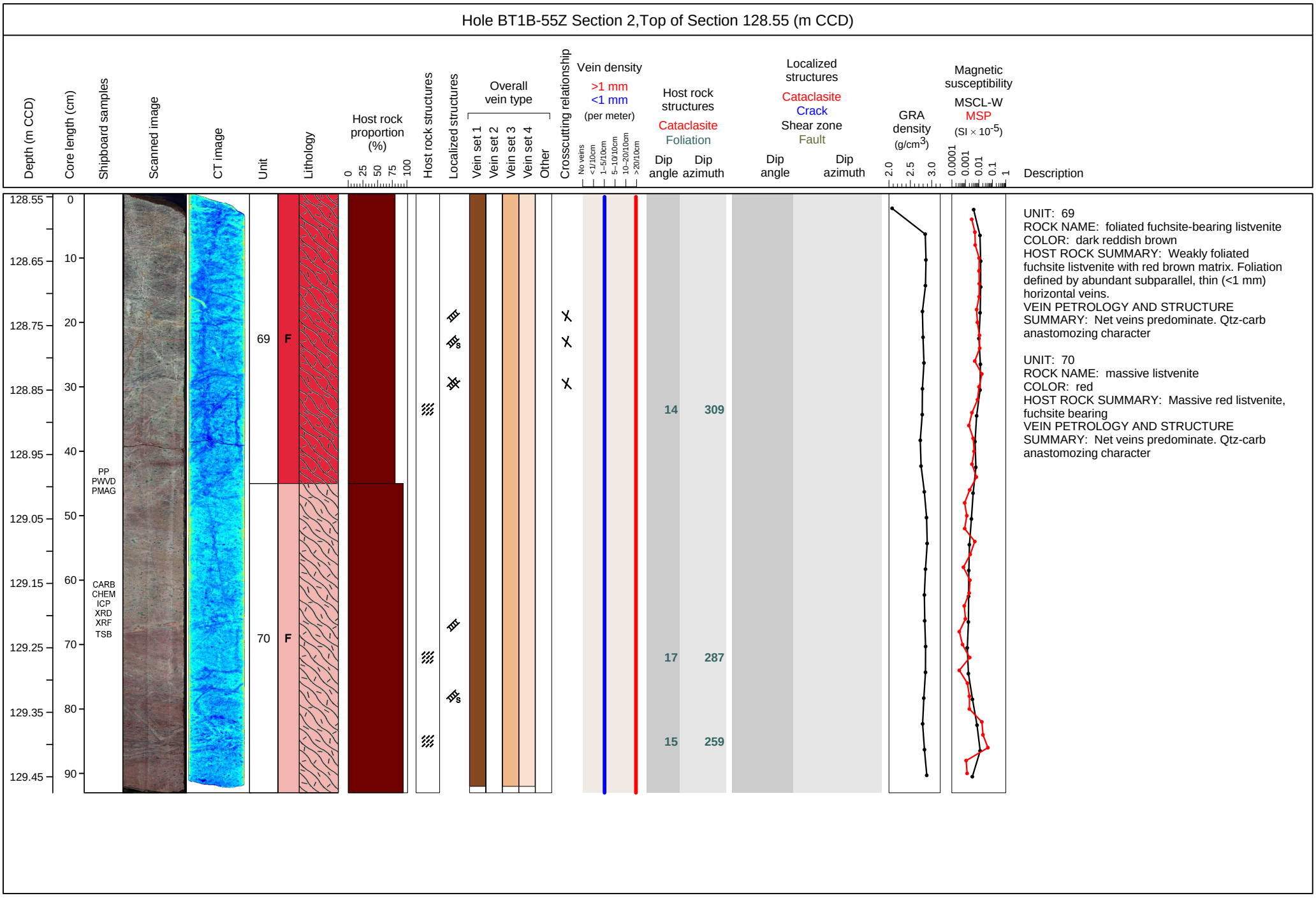

UNIT: 69
ROCK NAME: foliated fuchsite-bearing listvenite
COLOR: dark reddish brown
HOST ROCK SUMMARY: Weakly foliated fuchsite listvenite with red brown matrix. Foliation defined by abundant subparallel, thin (<1 mm) horizontal veins.
VEIN PETROLOGY AND STRUCTURE SUMMARY: Net veins predominate. Qtz-carb anastomozing character

UNIT: 70
ROCK NAME: massive listvenite
COLOR: red
HOST ROCK SUMMARY: Massive red listvenite, fuchsite bearing
VEIN PETROLOGY AND STRUCTURE SUMMARY: Net veins predominate. Qtz-carb anastomozing character

Hole BT1B-55Z Section 3,Top of Section 129.48 (m CCD)

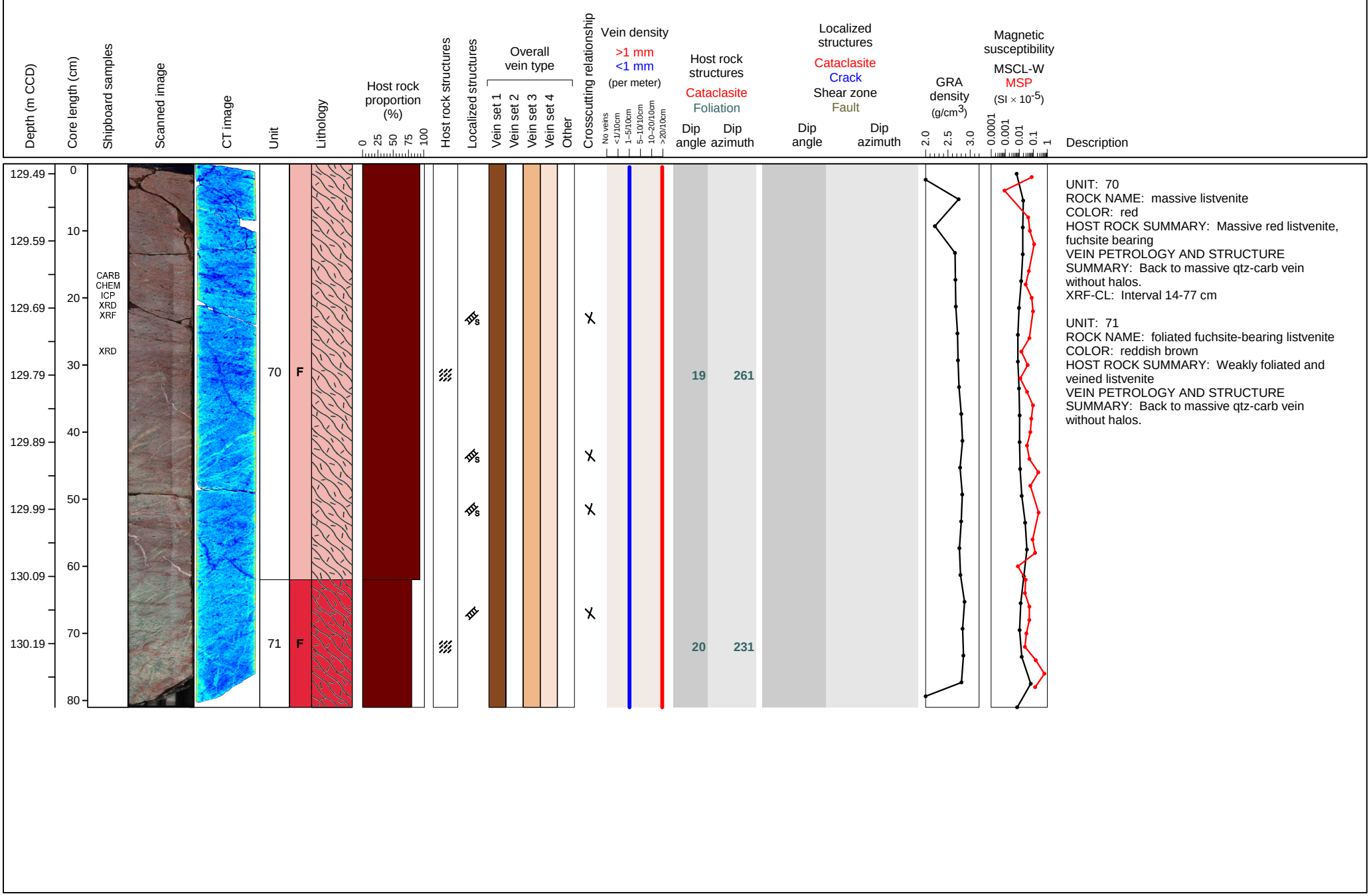

UNIT: 70
ROCK NAME: massive listvenite
COLOR: red
HOST ROCK SUMMARY: Massive red listvenite, fuchsite bearing
VEIN PETROLOGY AND STRUCTURE SUMMARY: Back to massive qtz-carb vein without halos.
XRF-CL: Interval 14-77 cm

UNIT: 71
ROCK NAME: foliated fuchsite-bearing listvenite
COLOR: reddish brown
HOST ROCK SUMMARY: Weakly foliated and veined listvenite
VEIN PETROLOGY AND STRUCTURE SUMMARY: Back to massive qtz-carb vein without halos.

Hole BT1B-55Z Section 4,Top of Section 130.29 (m CCD)

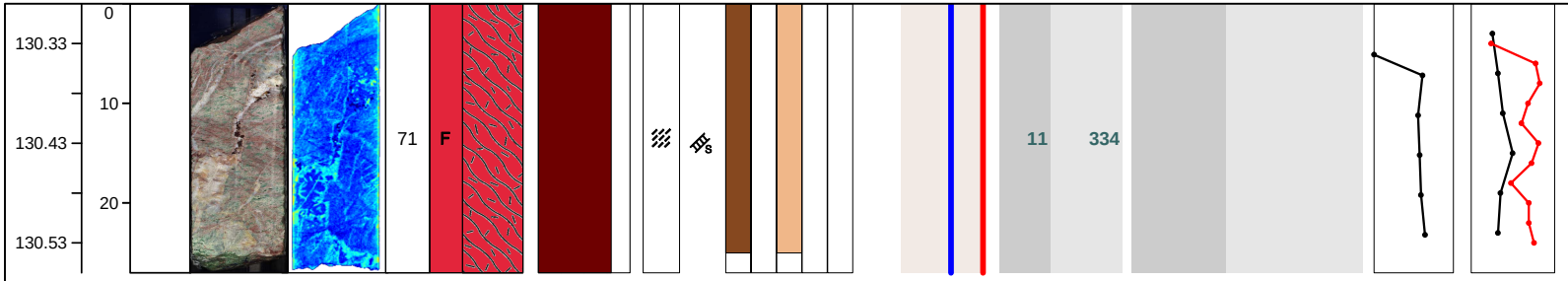

UNIT: 71
ROCK NAME: foliated fuchsite-bearing listvenite
COLOR: reddish brown
HOST ROCK SUMMARY: Weakly foliated and veined listvenite
VEIN PETROLOGY AND STRUCTURE SUMMARY: Net veins back to red. Qtz carbonate thick veins without halo are back.

Hole BT1B-56Z Section 1,Top of Section 130.70 (m CCD)

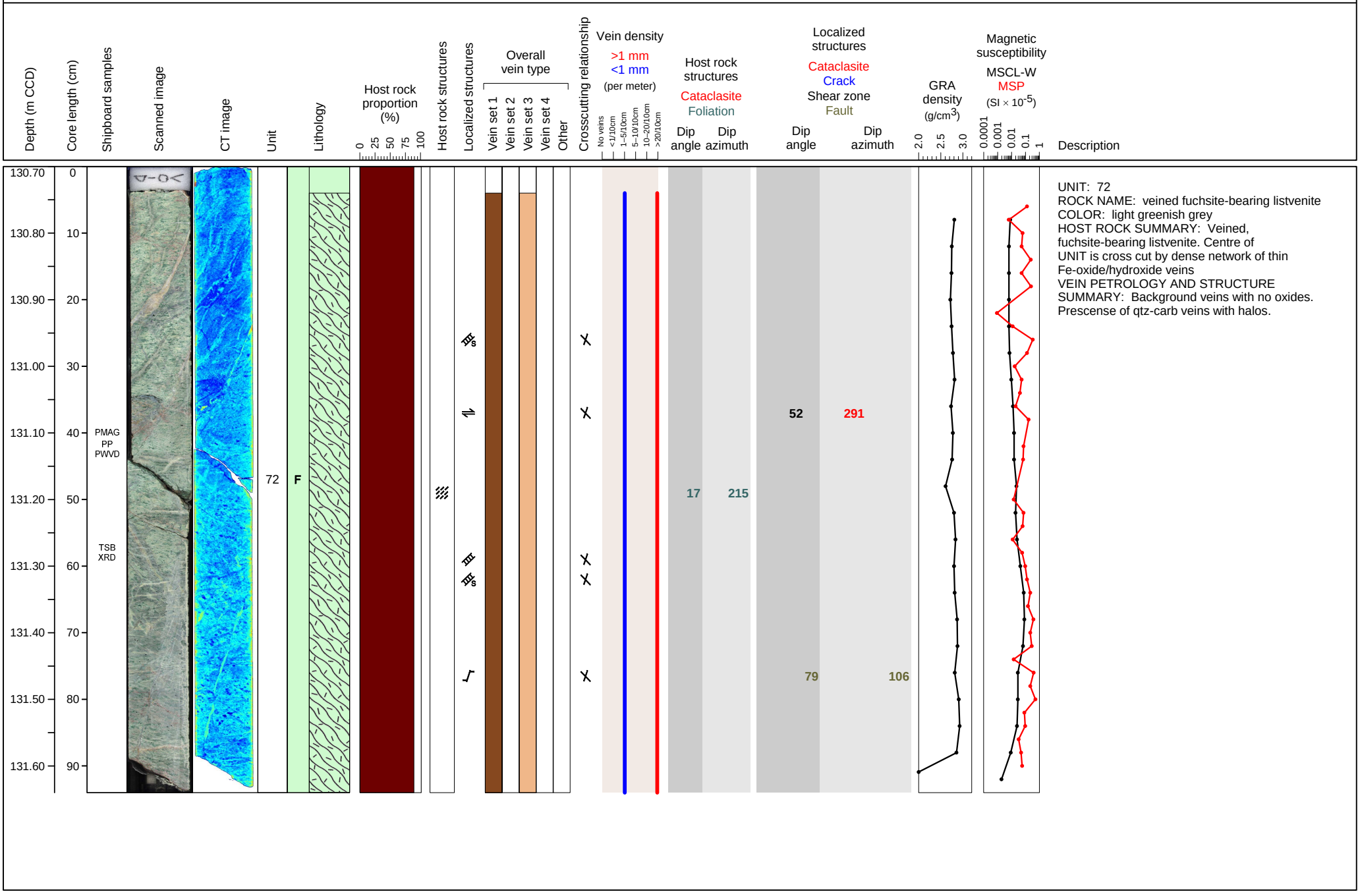

UNIT: 72
ROCK NAME: veined fuchsite-bearing listvenite
COLOR: light greenish grey
HOST ROCK SUMMARY: Veined, fuchsite-bearing listvenite. Centre of UNIT is cross cut by dense network of thin Fe-oxide/hydroxide veins
VEIN PETROLOGY AND STRUCTURE SUMMARY: Background veins with no oxides. Prescense of qtz-carb veins with halos.

Hole BT1B-56Z Section 2,Top of Section 131.64 (m CCD)

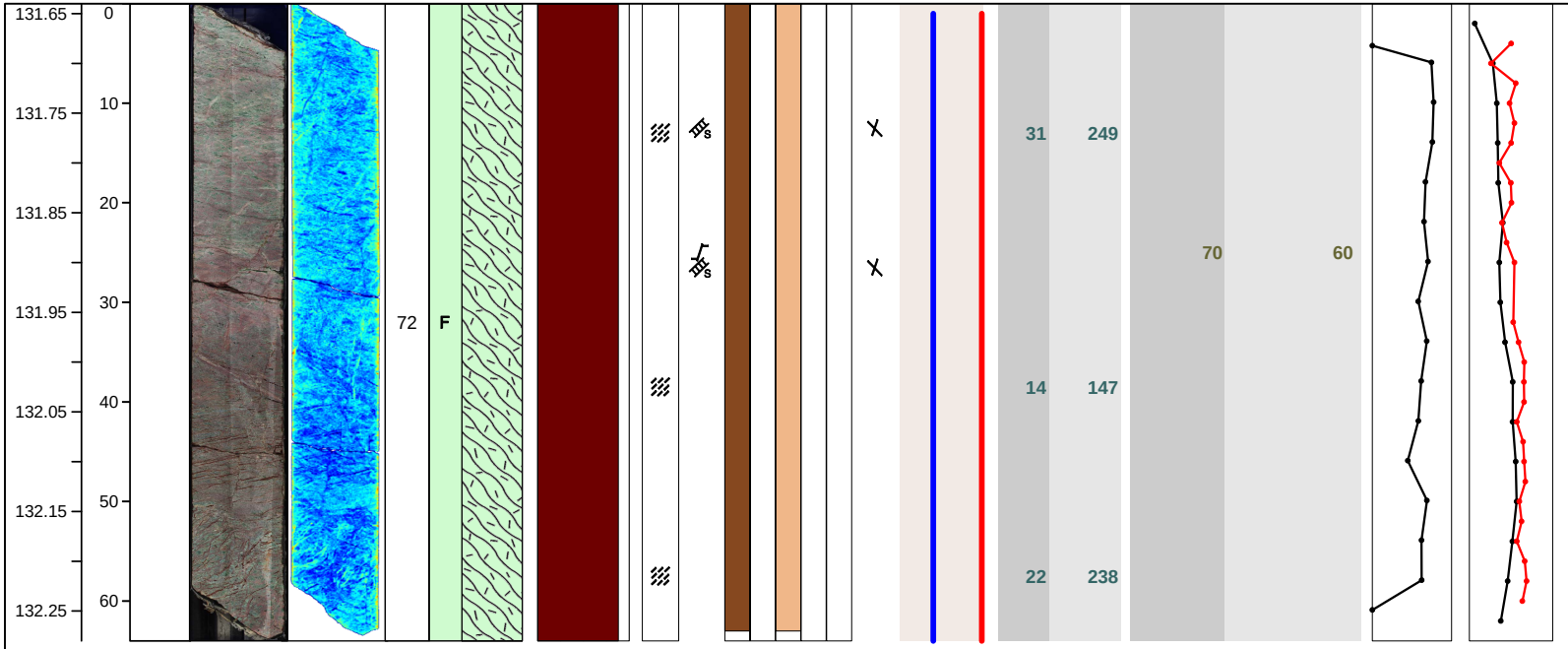

UNIT: 72
ROCK NAME: veined fuchsite-bearing listvenite
COLOR: light greenish grey
HOST ROCK SUMMARY: Veined, fuchsite-bearing listvenite. Centre of UNIT is cross cut by dense network of thin Fe-oxide/hydroxide veins
VEIN PETROLOGY AND STRUCTURE SUMMARY: Background veins are back to red.

Hole BT1B-56Z Section 3,Top of Section 132.29 (m CCD)

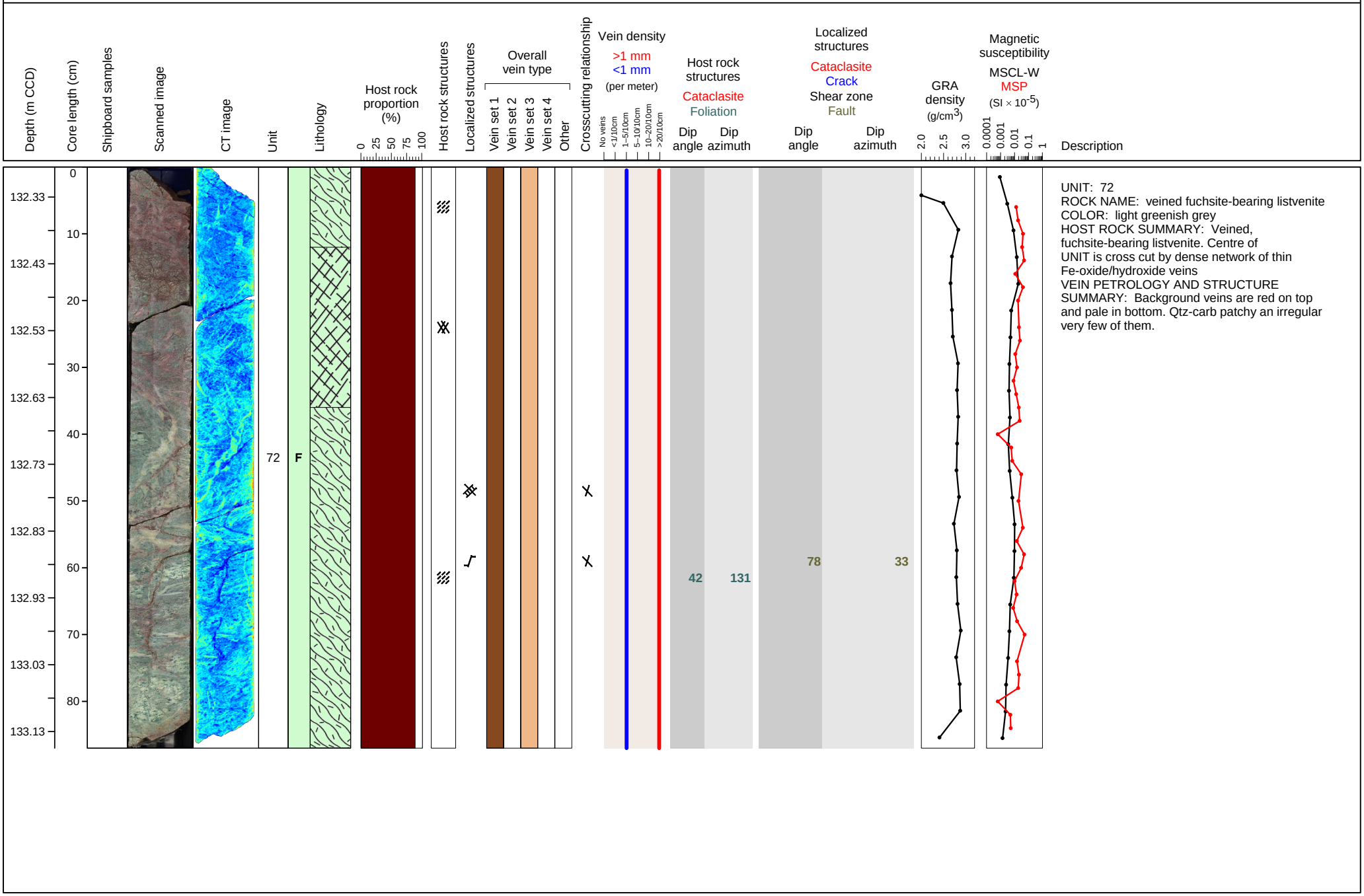

UNIT: 72
ROCK NAME: veined fuchsite-bearing listvenite
COLOR: light greenish grey
HOST ROCK SUMMARY: Veined, fuchsite-bearing listvenite. Centre of UNIT is cross cut by dense network of thin Fe-oxide/hydroxide veins
VEIN PETROLOGY AND STRUCTURE SUMMARY: Background veins are red on top and pale in bottom. Qtz-carb patchy an irregular very few of them.

Hole BT1B-56Z Section 4,Top of Section 133.16 (m CCD)

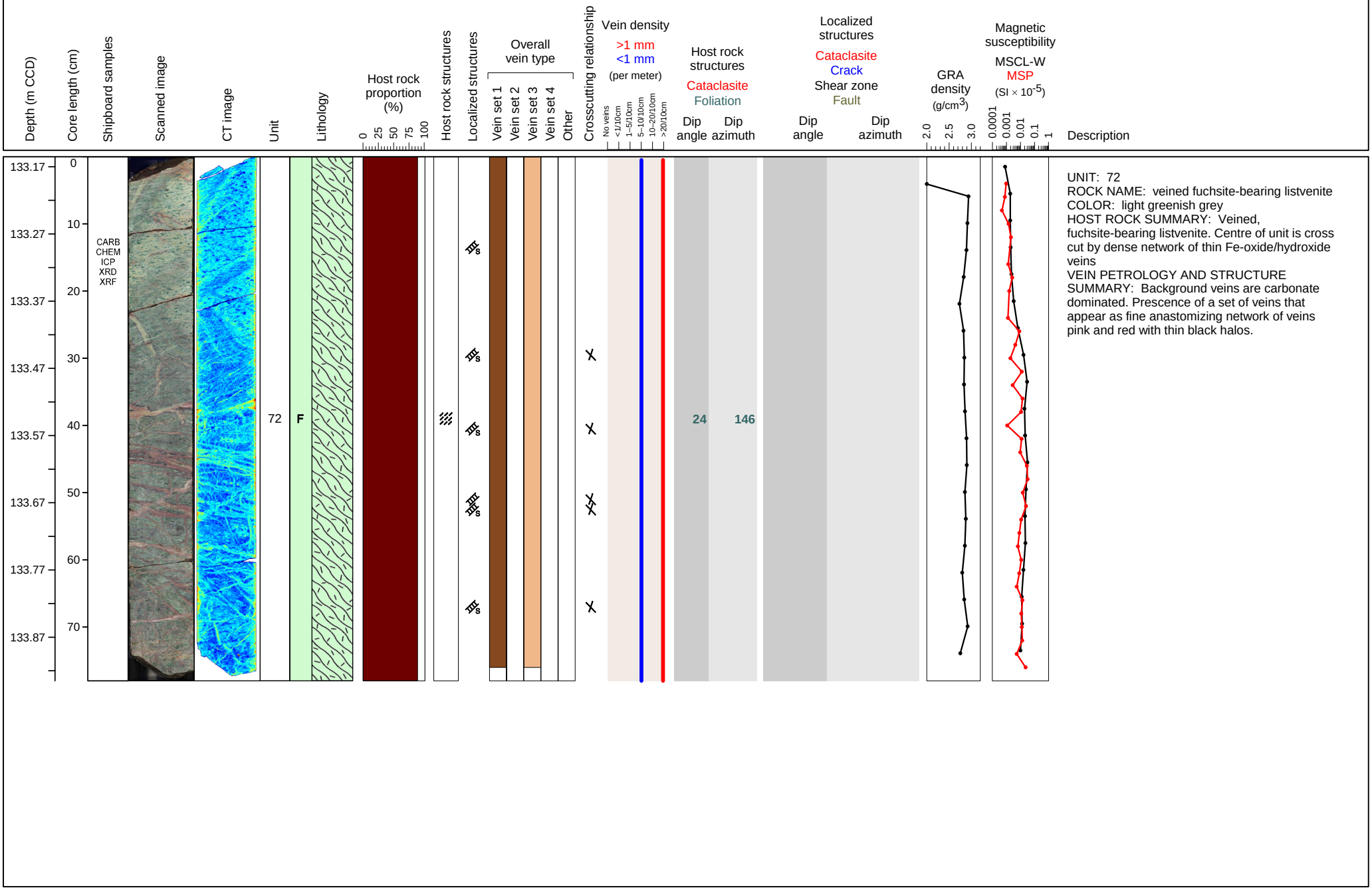

UNIT: 72
ROCK NAME: veined fuchsite-bearing listvenite
COLOR: light greenish grey
HOST ROCK SUMMARY: Veined, fuchsite-bearing listvenite. Centre of unit is cross cut by dense network of thin Fe-oxide/hydroxide veins
VEIN PETROLOGY AND STRUCTURE SUMMARY: Background veins are carbonate dominated. Prescence of a set of veins that appear as fine anastomizing network of veins pink and red with thin black halos.

Hole BT1B-57Z Section 1,Top of Section 133.50 (m CCD)

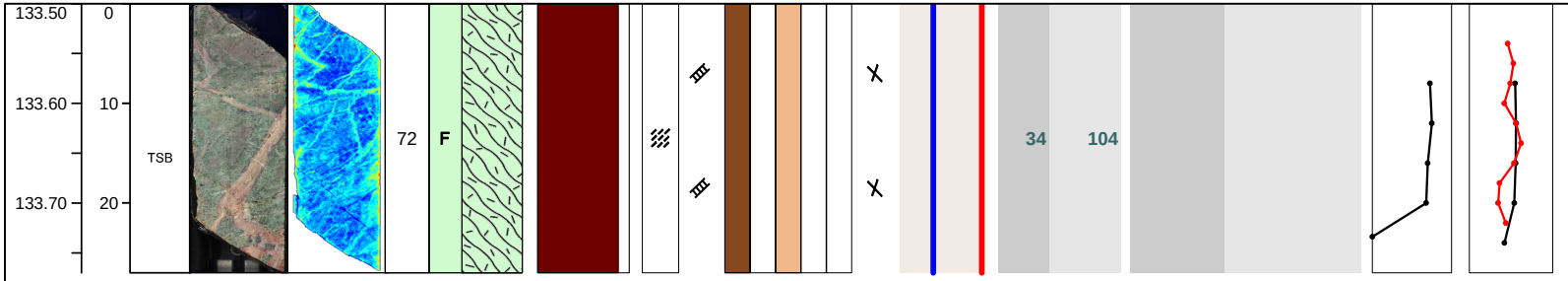

UNIT: 72
ROCK NAME: veined fuchsite-bearing listvenite
COLOR: light greenish grey
HOST ROCK SUMMARY: Veined, fuchsite-bearing listvenite. Centre of unit is cross cut by dense network of thin Fe-oxide/hydroxide veins
VEIN PETROLOGY AND STRUCTURE SUMMARY: Background veins are carbonate dominated. Prescence of a set of veins that appear as fine anastomizing network of veins pink and red wirth thin black halos.

Hole BT1B-58Z Section 1,Top of Section 133.75 (m CCD)



UNIT: 72
ROCK NAME: veined fuchsite-bearing listvenite
COLOR: light greenish grey
HOST ROCK SUMMARY: Veined, fuchsite-bearing listvenite. Centre of unit is cross cut by dense network of thin Fe-oxide/hydroxide veins
VEIN PETROLOGY AND STRUCTURE SUMMARY: Background veins are carbonate dominated. Prescence of a set of qtz-carb veins that appear as fine anastomizing network of veins pink and red veins.

UNIT: 73
ROCK NAME: veined listvenite
COLOR: greyish red
HOST ROCK SUMMARY: Veined and moderately brecciated red listvenite
VEIN PETROLOGY AND STRUCTURE SUMMARY: Background veins are carbonate dominated. Prescence of a set of qtz-carb veins that appear as fine anastomizing network of veins pink and red veins.

Hole BT1B-58Z Section 2,Top of Section 134.64 (m CCD)



UNIT: 73
ROCK NAME: veined listvenite
COLOR: greyish red
HOST ROCK SUMMARY: Veined and moderately brecciated red listvenite
VEIN PETROLOGY AND STRUCTURE SUMMARY: Highly deformed. Background veins are back to darker colors.

Hole BT1B-58Z Section 3,Top of Section 135.48 (m CCD)

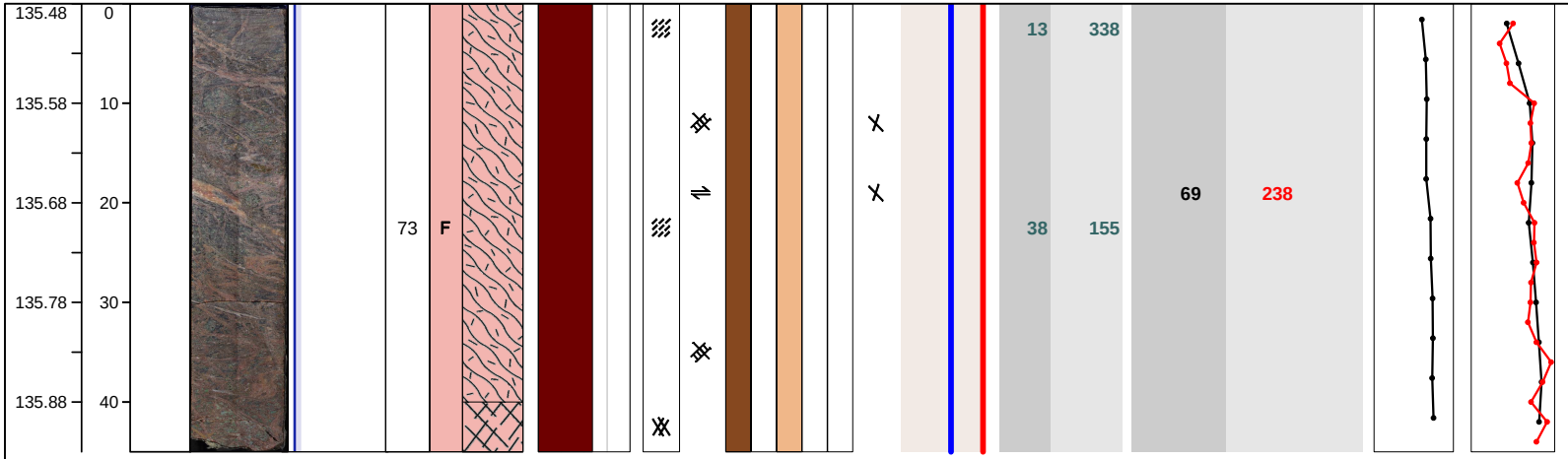

UNIT: 73
ROCK NAME: veined listvenite
COLOR: greyish red
HOST ROCK SUMMARY: Veined and moderately brecciated red listvenite
VEIN PETROLOGY AND STRUCTURE SUMMARY: Top of section is really similar to previous one. From 26 to 45 cm background veins become brick red again.

Hole BT1B-58Z Section 4,Top of Section 135.93 (m CCD)

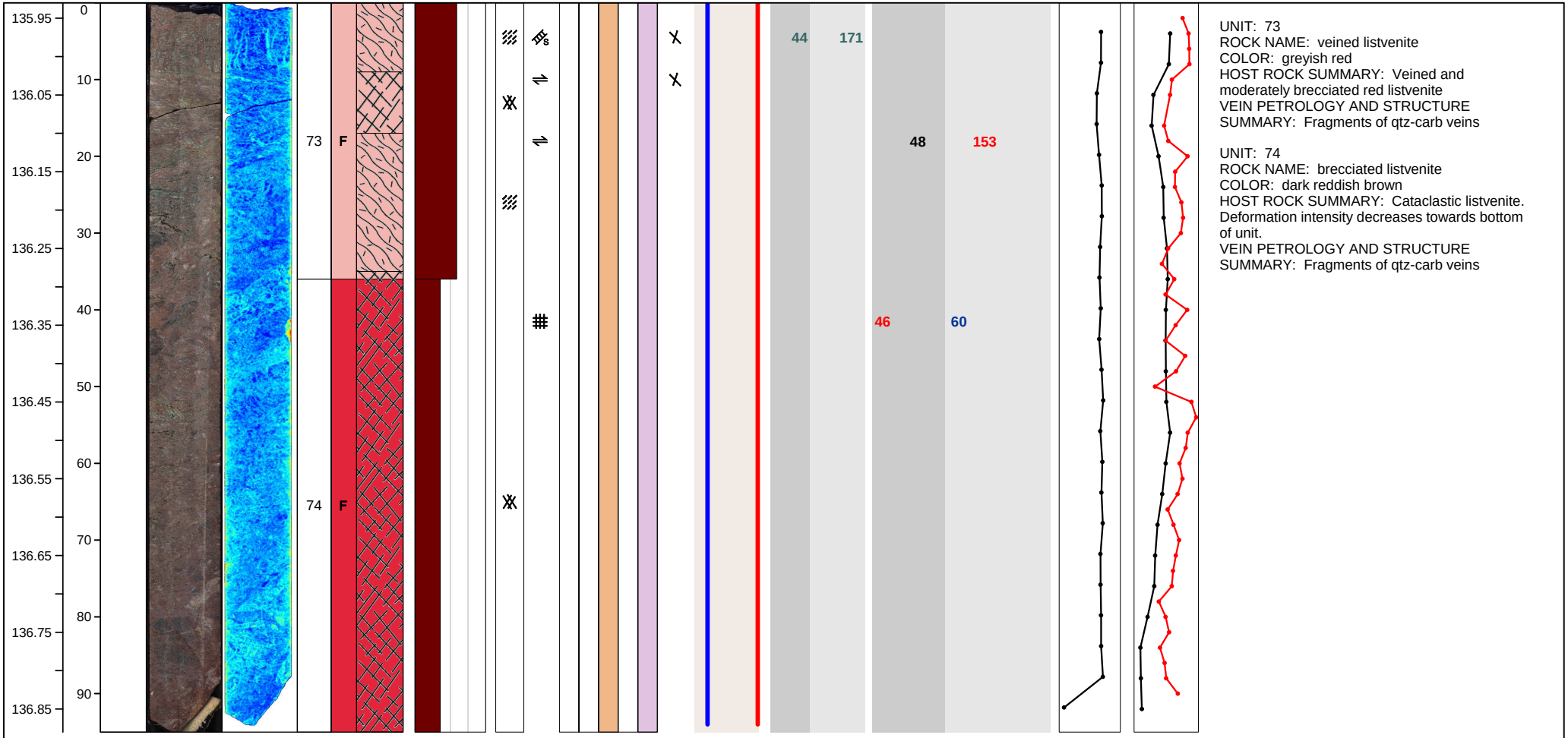

UNIT: 73
ROCK NAME: veined listvenite
COLOR: greyish red
HOST ROCK SUMMARY: Veined and moderately brecciated red listvenite
VEIN PETROLOGY AND STRUCTURE SUMMARY: Fragments of qtz-carb veins

UNIT: 74
ROCK NAME: brecciated listvenite
COLOR: dark reddish brown
HOST ROCK SUMMARY: Cataclastic listvenite. Deformation intensity decreases towards bottom of unit.
VEIN PETROLOGY AND STRUCTURE SUMMARY: Fragments of qtz-carb veins

Hole BT1B-59Z Section 1,Top of Section 136.80 (m CCD)

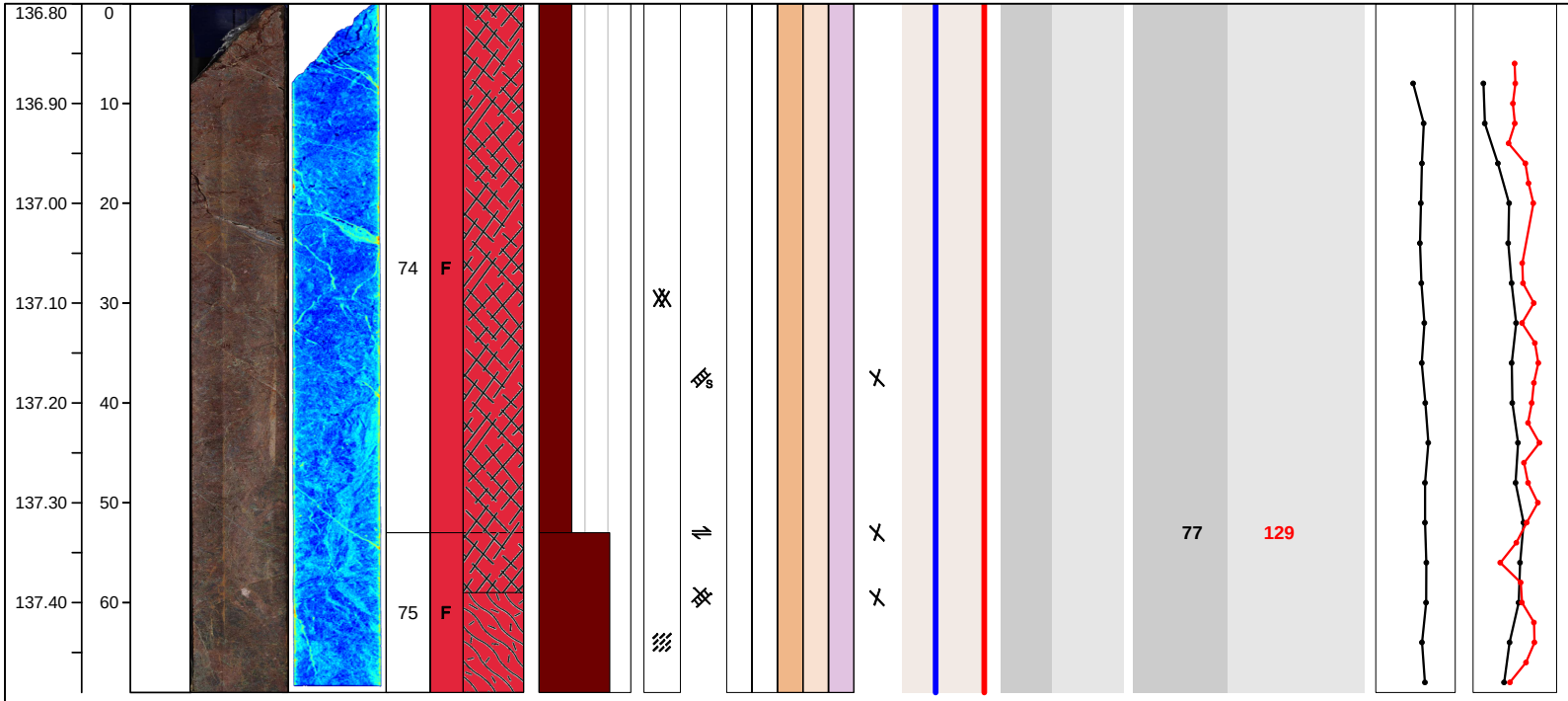

UNIT: 74
ROCK NAME: brecciated listvenite
COLOR: dark reddish brown
HOST ROCK SUMMARY: Cataclastic listvenite. Deformation intensity decreases towards bottom of unit.
VEIN PETROLOGY AND STRUCTURE SUMMARY: Fragments of qtz-carb veins

UNIT: 75
ROCK NAME: veined listvenite
COLOR: dark reddish brown
HOST ROCK SUMMARY: Strongly veined, dark reddish brown listvenite intersected by thick red veins surrounded by dark fuchsite-bearing matrix.
VEIN PETROLOGY AND STRUCTURE SUMMARY: Fragments of qtz-carb veins

Hole BT1B-59Z Section 2,Top of Section 137.50 (m CCD)

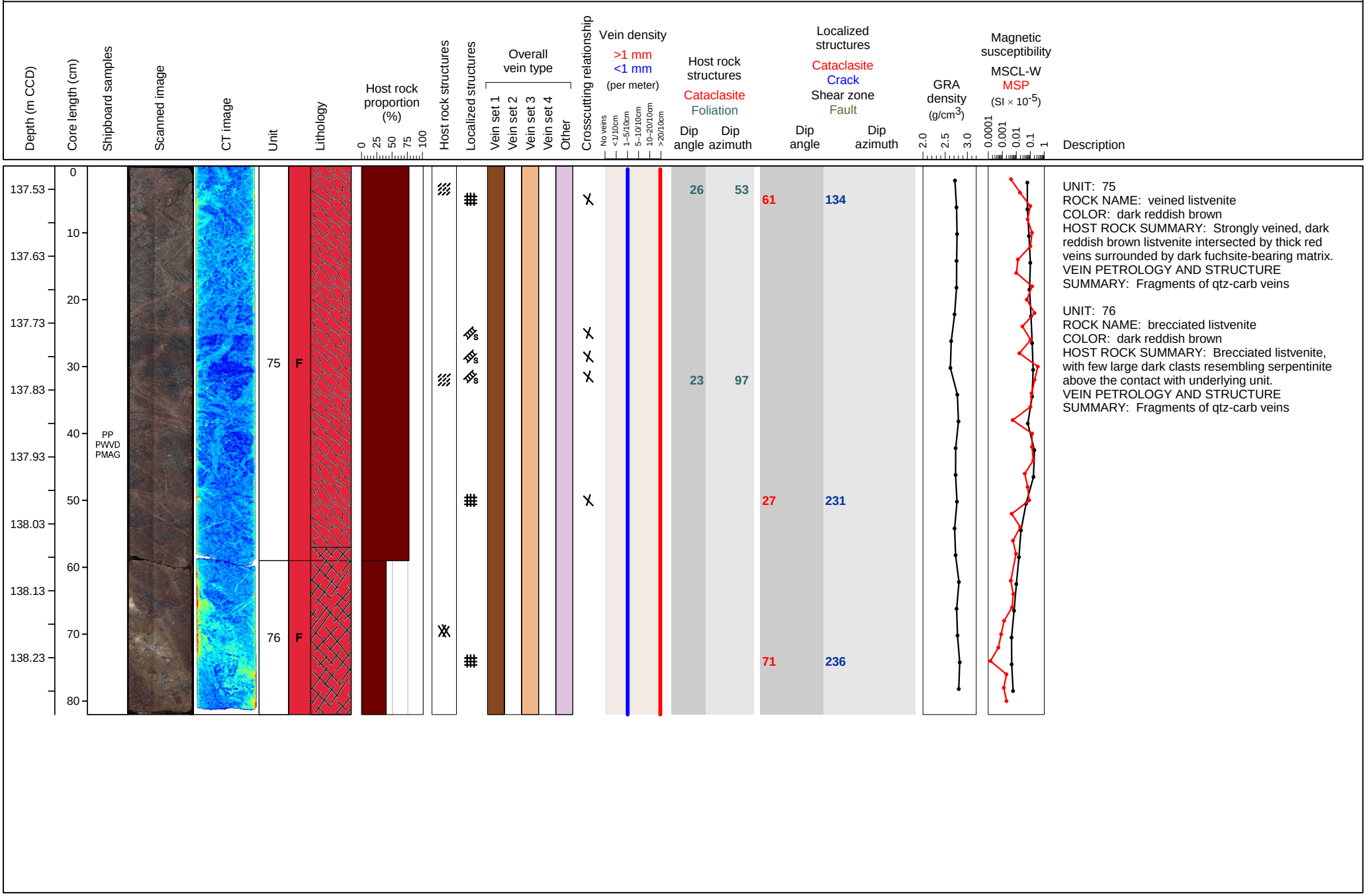

UNIT: 75
ROCK NAME: veined listvenite
COLOR: dark reddish brown
HOST ROCK SUMMARY: Strongly veined, dark reddish brown listvenite intersected by thick red veins surrounded by dark fuchsite-bearing matrix.
VEIN PETROLOGY AND STRUCTURE SUMMARY: Fragments of qtz-carb veins

UNIT: 76
ROCK NAME: brecciated listvenite
COLOR: dark reddish brown
HOST ROCK SUMMARY: Brecciated listvenite, with few large dark clasts resembling serpentinite above the contact with underlying unit.
VEIN PETROLOGY AND STRUCTURE SUMMARY: Fragments of qtz-carb veins

Hole BT1B-59Z Section 3,Top of Section 138.32 (m CCD)



UNIT: 76
ROCK NAME: brecciated listvenite
COLOR: dark reddish brown
HOST ROCK SUMMARY: Brecciated listvenite, with few large dark clasts resembling serpentinite above the contact with underlying unit.
VEIN PETROLOGY AND STRUCTURE SUMMARY: Prominent breccia offsetting textures.

Hole BT1B-59Z Section 4,Top of Section 139.03 (m CCD)

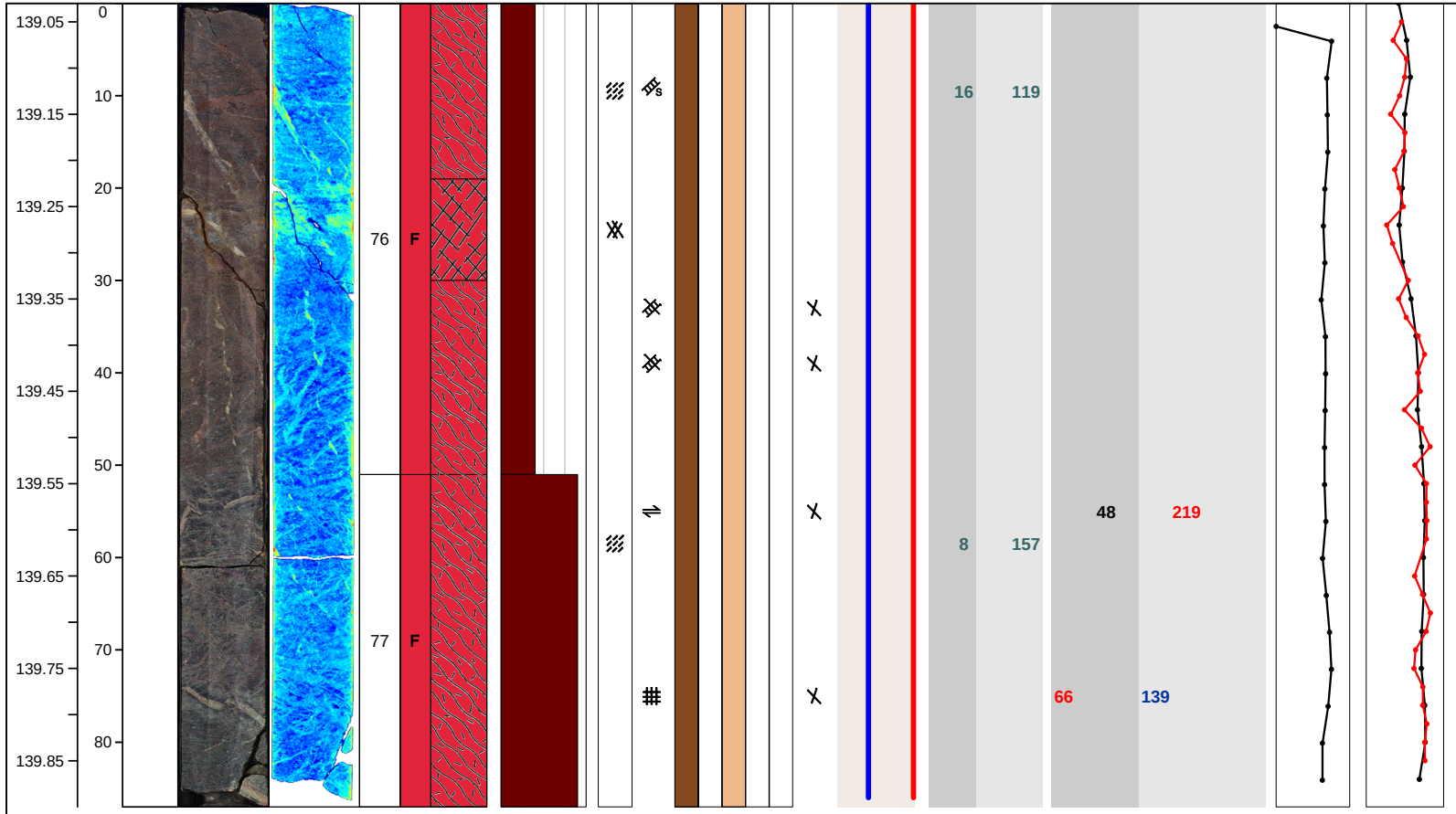

Description

UNIT: 76
ROCK NAME: brecciated listvenite
COLOR: dark reddish brown
HOST ROCK SUMMARY: Brecciated listvenite, with few large dark clasts resembling serpentinite above the contact with underlying unit.
VEIN PETROLOGY AND STRUCTURE SUMMARY: Network red veins predominate until 59 cm, then turn dark pink; features for qtz-carb veins vary accordingly. Patches of orange color along a fracture that may be ankerite or goethite precipitation

UNIT: 77
ROCK NAME: foliated fuchsite-bearing listvenite
COLOR: dark reddish brown
HOST ROCK SUMMARY: Gneissic listvenite, foliation intensity increases from top to bottom of unit. Central part of unit is intersected by subvertical thick qtz-carbonate-fuchsite vein.
VEIN PETROLOGY AND STRUCTURE SUMMARY: Network red veins predominate until 59 cm, then turn dark pink; features for qtz-carb veins vary accordingly. Patches of orange color along a fracture that may be ankerite or goethite precipitation

Hole BT1B-60Z Section 1,Top of Section 139.85 (m CCD)

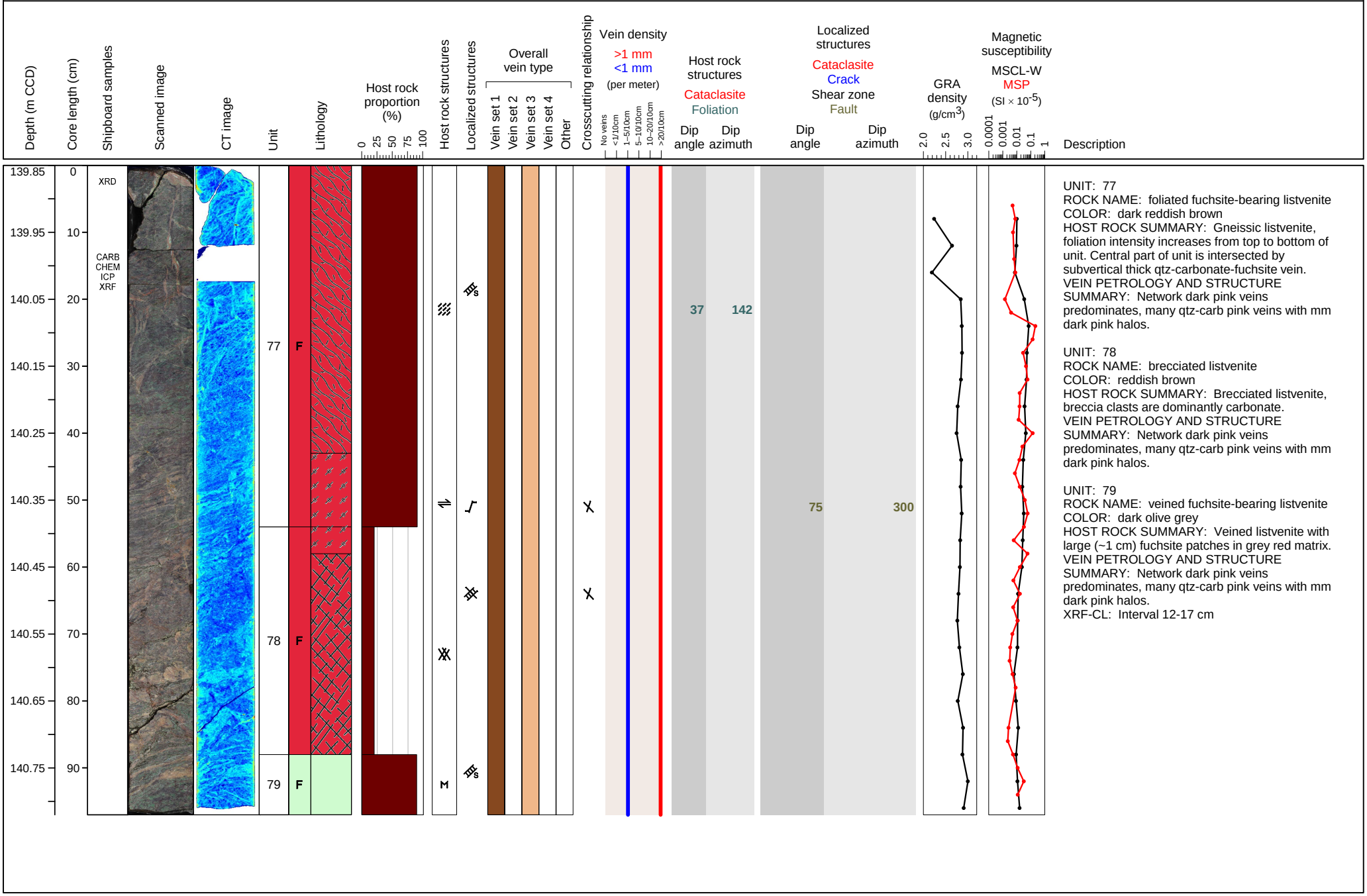

UNIT: 77
ROCK NAME: foliated fuchsite-bearing listvenite
COLOR: dark reddish brown
HOST ROCK SUMMARY: Gneissic listvenite, foliation intensity increases from top to bottom of unit. Central part of unit is intersected by subvertical thick qtz-carbonate-fuchsite vein.
VEIN PETROLOGY AND STRUCTURE SUMMARY: Network dark pink veins predominates, many qtz-carb pink veins with mm dark pink halos.

UNIT: 78
ROCK NAME: brecciated listvenite
COLOR: reddish brown
HOST ROCK SUMMARY: Brecciated listvenite, breccia clasts are dominantly carbonate.
VEIN PETROLOGY AND STRUCTURE SUMMARY: Network dark pink veins predominates, many qtz-carb pink veins with mm dark pink halos.

UNIT: 79
ROCK NAME: veined fuchsite-bearing listvenite
COLOR: dark olive grey
HOST ROCK SUMMARY: Veined listvenite with large (~1 cm) fuchsite patches in grey red matrix.
VEIN PETROLOGY AND STRUCTURE SUMMARY: Network dark pink veins predominates, many qtz-carb pink veins with mm dark pink halos.
XRF-CL: Interval 12-17 cm

Hole BT1B-60Z Section 2,Top of Section 140.82 (m CCD)

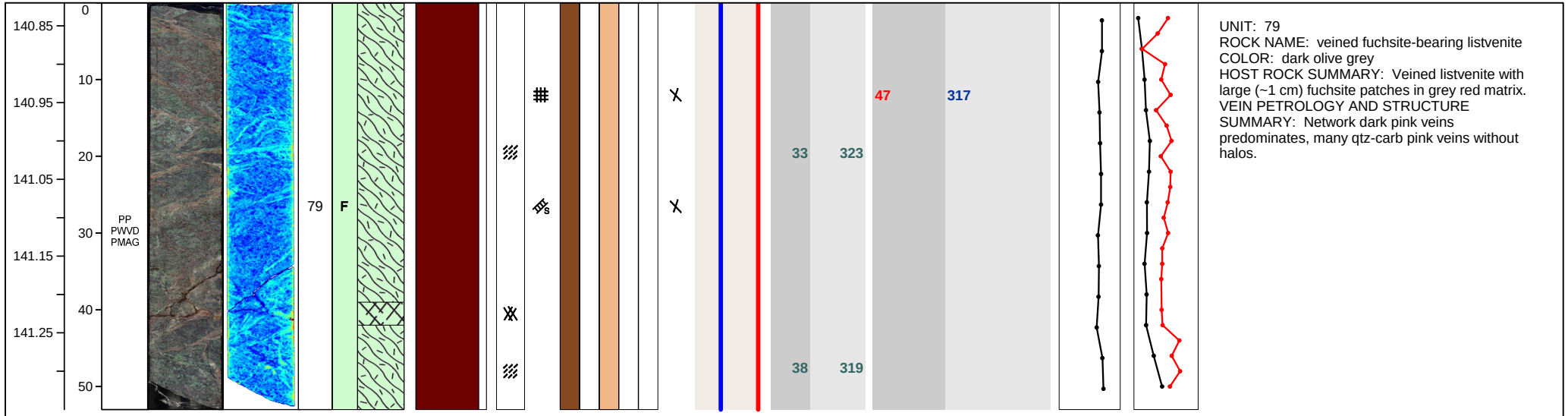

UNIT: 79
ROCK NAME: veined fuchsite-bearing listvenite
COLOR: dark olive grey
HOST ROCK SUMMARY: Veined listvenite with large (~1 cm) fuchsite patches in grey red matrix.
VEIN PETROLOGY AND STRUCTURE SUMMARY: Network dark pink veins predominates, many qtz-carb pink veins without halos.

Hole BT1B-60Z Section 3,Top of Section 141.36 (m CCD)



UNIT: 79
ROCK NAME: veined fuchsite-bearing listvenite
COLOR: dark olive grey
HOST ROCK SUMMARY: Veined listvenite with large (~1 cm) fuchsite patches in grey red matrix.
VEIN PETROLOGY AND STRUCTURE SUMMARY: Crosscut by dark pink net veins and larger composite (anastamosed cores) qtz-mgs veins.

Hole BT1B-60Z Section 4,Top of Section 142.17 (m CCD)

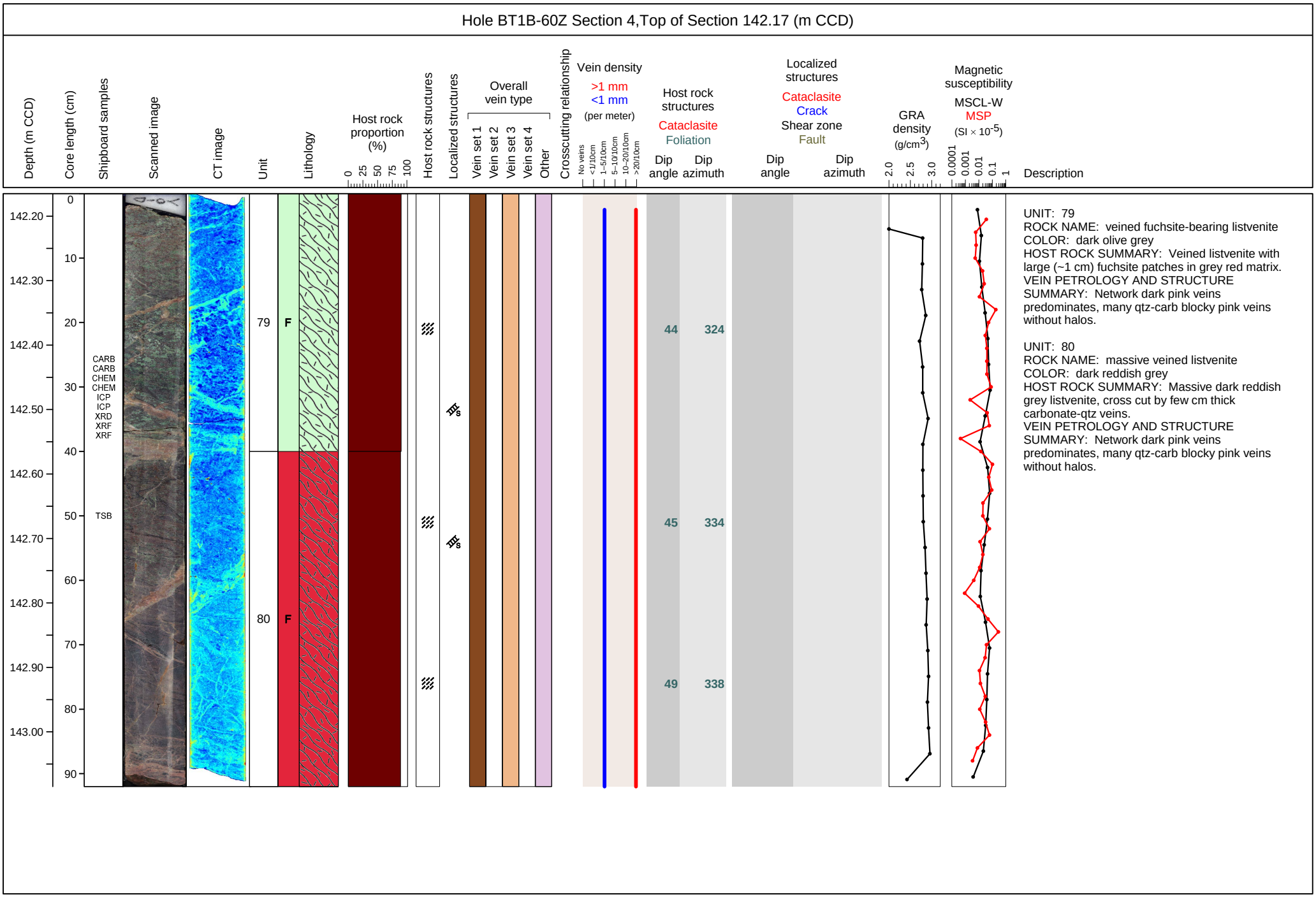

UNIT: 79
ROCK NAME: veined fuchsite-bearing listvenite
COLOR: dark olive grey
HOST ROCK SUMMARY: Veined listvenite with large (~1 cm) fuchsite patches in grey red matrix.
VEIN PETROLOGY AND STRUCTURE SUMMARY: Network dark pink veins predominates, many qtz-carb blocky pink veins without halos.

UNIT: 80
ROCK NAME: massive veined listvenite
COLOR: dark reddish grey
HOST ROCK SUMMARY: Massive dark reddish grey listvenite, cross cut by few cm thick carbonate-qtz veins.
VEIN PETROLOGY AND STRUCTURE SUMMARY: Network dark pink veins predominates, many qtz-carb blocky pink veins without halos.

Hole BT1B-61Z Section 1,Top of Section 142.90 (m CCD)

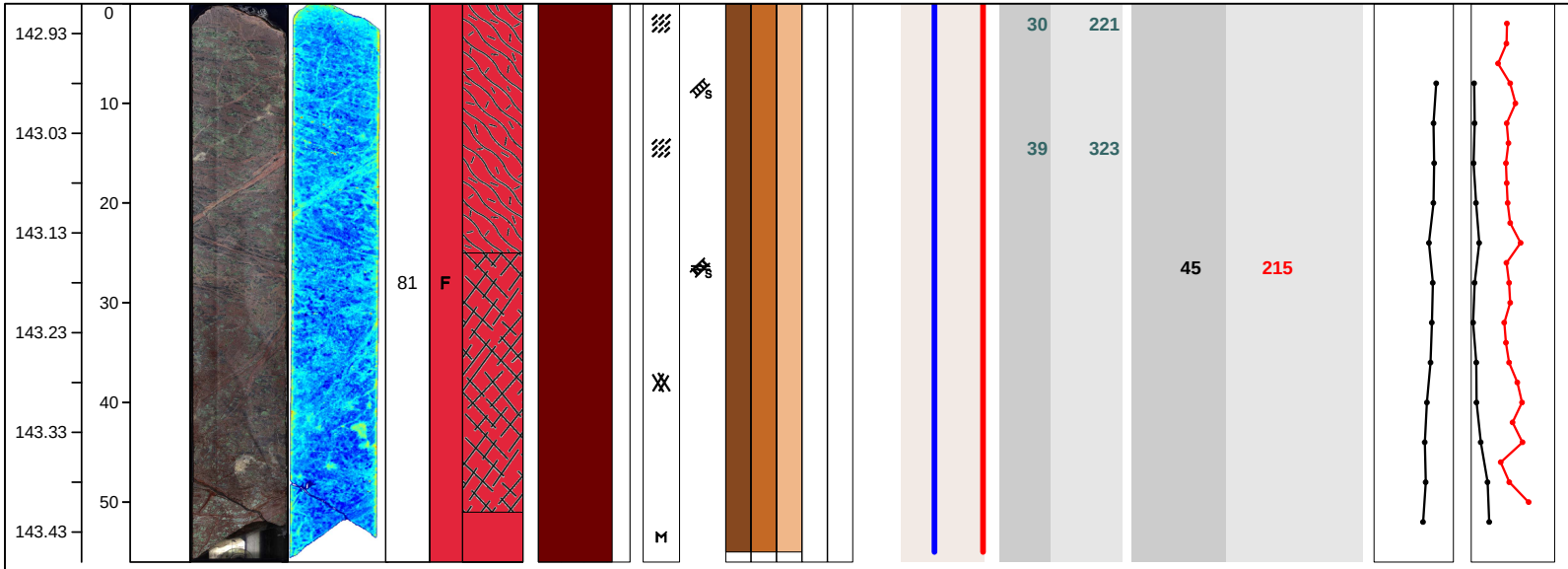

UNIT: 81
ROCK NAME: veined listvenite
COLOR: dull reddish brown
HOST ROCK SUMMARY: Dull reddish listvenite, with abundant fuchsite in places. Intersected by thick carbonate veins.
VEIN PETROLOGY AND STRUCTURE SUMMARY: Network dark pink veins predominates and become deep red at the bottom, many qtz-carb pink veins parallel to host rock foliation

Hole BT1B-61Z Section 2,Top of Section 143.46 (m CCD)



UNIT: 81
ROCK NAME: veined listvenite
COLOR: dull reddish brown
HOST ROCK SUMMARY: Dull reddish listvenite, with abundant fuchsite in places. Intersected by thick carbonate veins.
VEIN PETROLOGY AND STRUCTURE SUMMARY: Dominanted by large mgs-qtz pink (white and red stained) veins, and deep red network veins at the bottom.

Hole BT1B-61Z Section 3,Top of Section 144.36 (m CCD)



UNIT: 81
ROCK NAME: veined listvenite
COLOR: dull reddish brown
HOST ROCK SUMMARY: Dull reddish listvenite, with abundant fuchsite in places. Intersected by thick carbonate veins.
VEIN PETROLOGY AND STRUCTURE SUMMARY: Dark pink network veins and multiple wispy and laminated to massive and blocky pink-white qtz carb veins.

Hole BT1B-61Z Section 4,Top of Section 145.17 (m CCD)

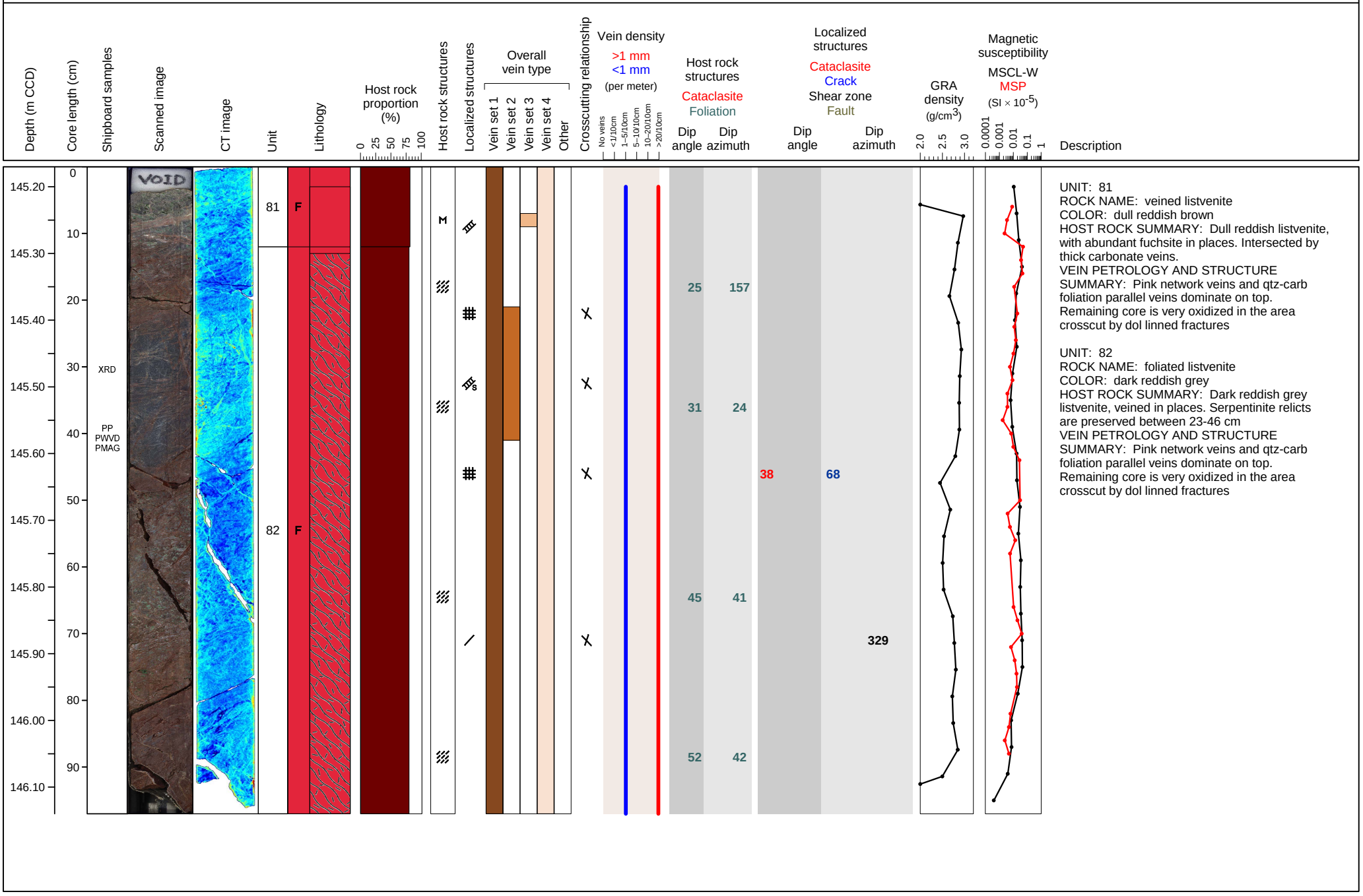

UNIT: 81
ROCK NAME: veined listvenite
COLOR: dull reddish brown
HOST ROCK SUMMARY: Dull reddish listvenite, with abundant fuchsite in places. Intersected by thick carbonate veins.
VEIN PETROLOGY AND STRUCTURE SUMMARY: Pink network veins and qtz-carb foliation parallel veins dominate on top. Remaining core is very oxidized in the area crosscut by dol linned fractures

UNIT: 82
ROCK NAME: foliated listvenite
COLOR: dark reddish grey
HOST ROCK SUMMARY: Dark reddish grey listvenite, veined in places. Serpentinite relicts are preserved between 23-46 cm
VEIN PETROLOGY AND STRUCTURE SUMMARY: Pink network veins and qtz-carb foliation parallel veins dominate on top. Remaining core is very oxidized in the area crosscut by dol linned fractures

Hole BT1B-62Z Section 1,Top of Section 145.95 (m CCD)

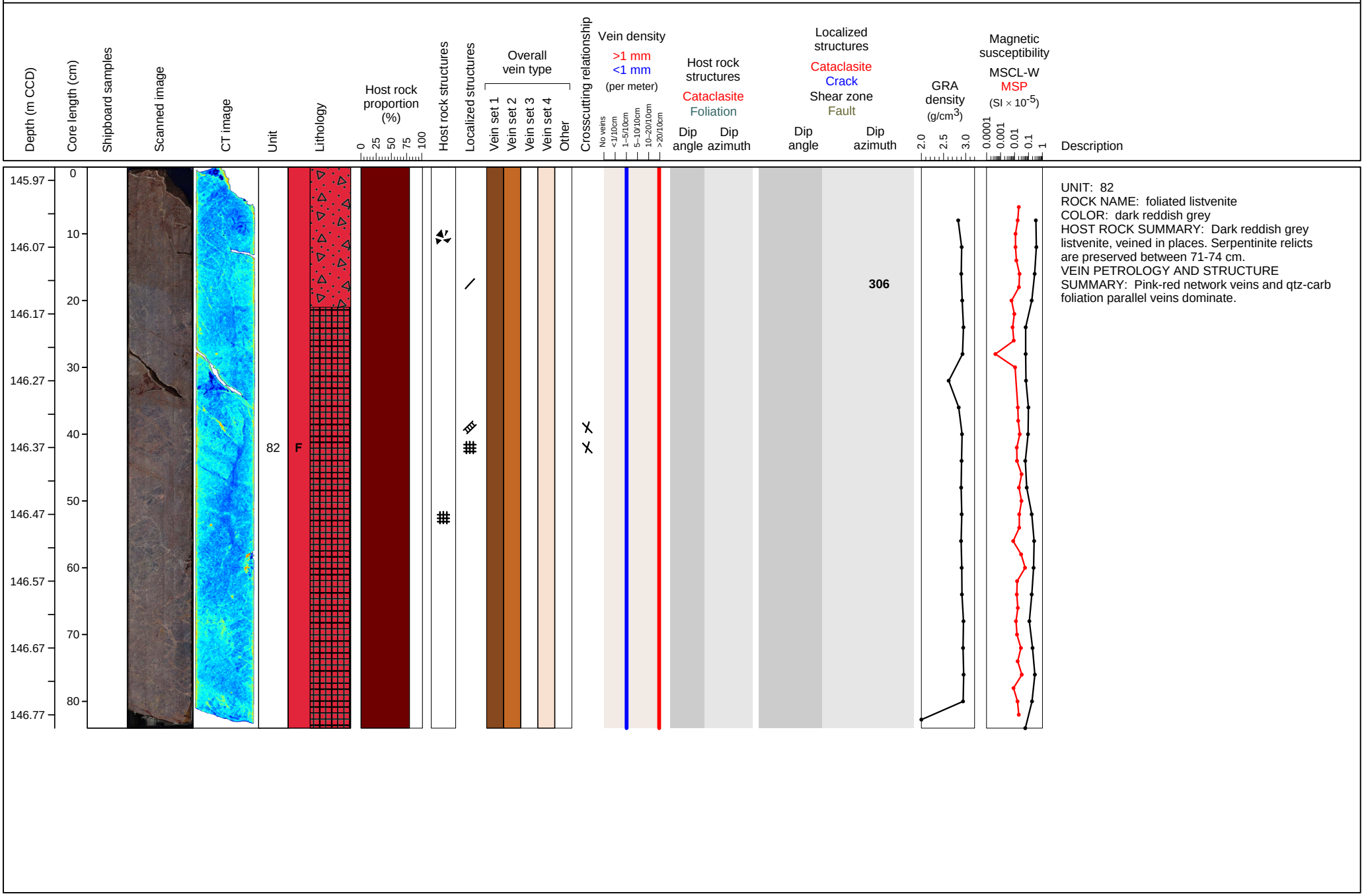

UNIT: 82
ROCK NAME: foliated listvenite
COLOR: dark reddish grey
HOST ROCK SUMMARY: Dark reddish grey listvenite, veined in places. Serpentinite relicts are preserved between 71-74 cm.
VEIN PETROLOGY AND STRUCTURE SUMMARY: Pink-red network veins and qtz-carb foliation parallel veins dominate.

Hole BT1B-62Z Section 2,Top of Section 146.79 (m CCD)

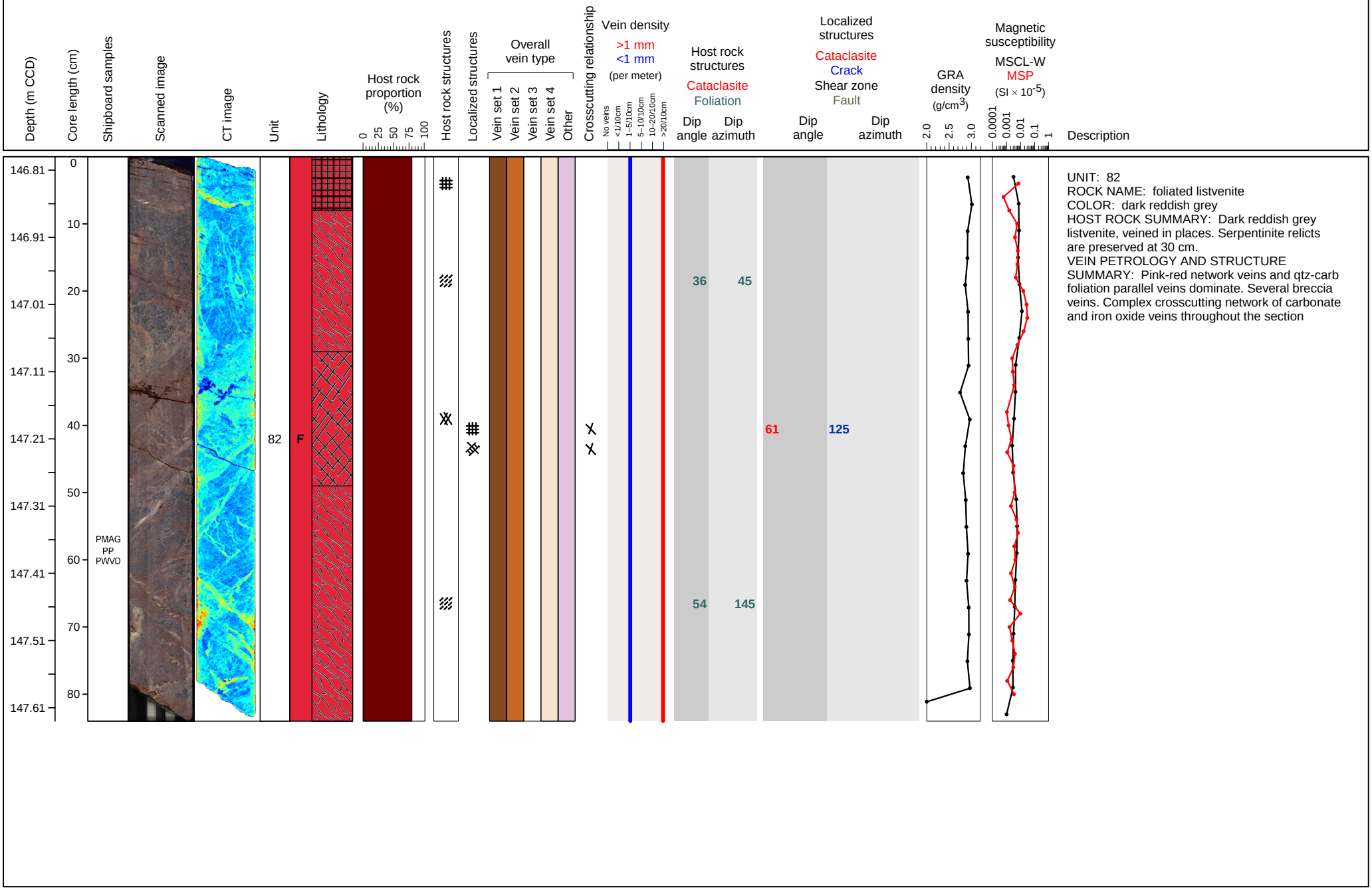

UNIT: 82
ROCK NAME: foliated listvenite
COLOR: dark reddish grey
HOST ROCK SUMMARY: Dark reddish grey listvenite, veined in places. Serpentinite relicts are preserved at 30 cm.
VEIN PETROLOGY AND STRUCTURE SUMMARY: Pink-red network veins and qtz-carb foliation parallel veins dominate. Several breccia veins. Complex crosscutting network of carbonate and iron oxide veins throughout the section

Hole BT1B-62Z Section 3,Top of Section 147.63 (m CCD)



UNIT: 82
ROCK NAME: foliated listvenite
COLOR: dark reddish grey
HOST ROCK SUMMARY: Dark reddish grey listvenite, veined in places.
VEIN PETROLOGY AND STRUCTURE SUMMARY: Pink-red network veins and qtz-carb foliation parallel veins dominate. Abundant late qtz carbonate veins. Complex crosscutting network of carbonate and iron oxide veins throughout the section.

Hole BT1B-62Z Section 4,Top of Section 148.42 (m CCD)

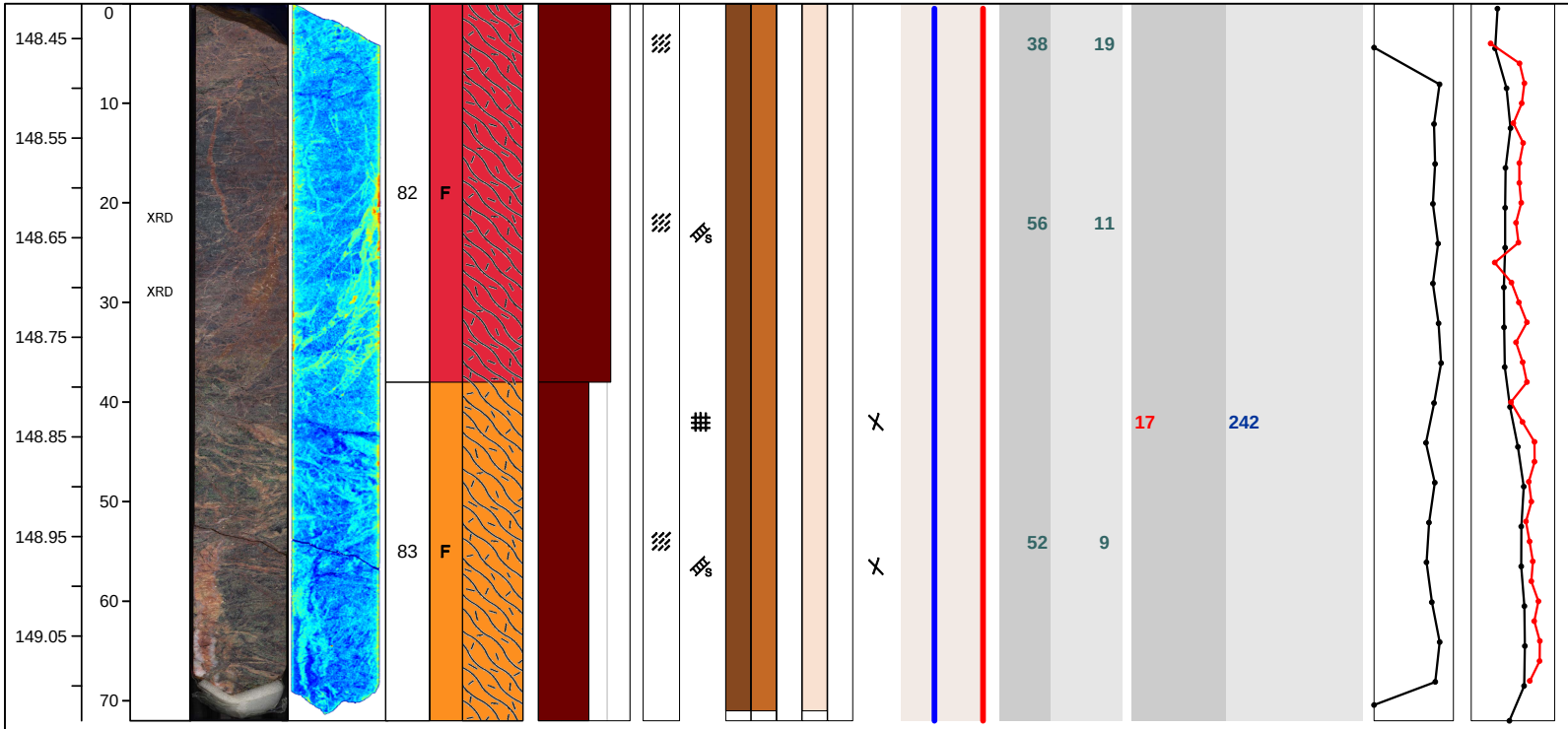

UNIT: 82
ROCK NAME: foliated listvenite
COLOR: dark reddish grey
HOST ROCK SUMMARY: Dark reddish grey listvenite, veined in places. Serpentinite relicts are preserved at 10-28 cm.
VEIN PETROLOGY AND STRUCTURE SUMMARY: Pink-red network veins and qtz-carb orange to white veins dominate.

UNIT: 83
ROCK NAME: brecciated veined listvenite
COLOR: dull reddish orange
HOST ROCK SUMMARY: Dull reddish grey brecciated and veined fuchsite-bearing listvenite.
VEIN PETROLOGY AND STRUCTURE SUMMARY: Pink-red network veins and qtz-carb orange to white veins dominate.

Hole BT1B-63Z Section 1,Top of Section 149.00 (m CCD)

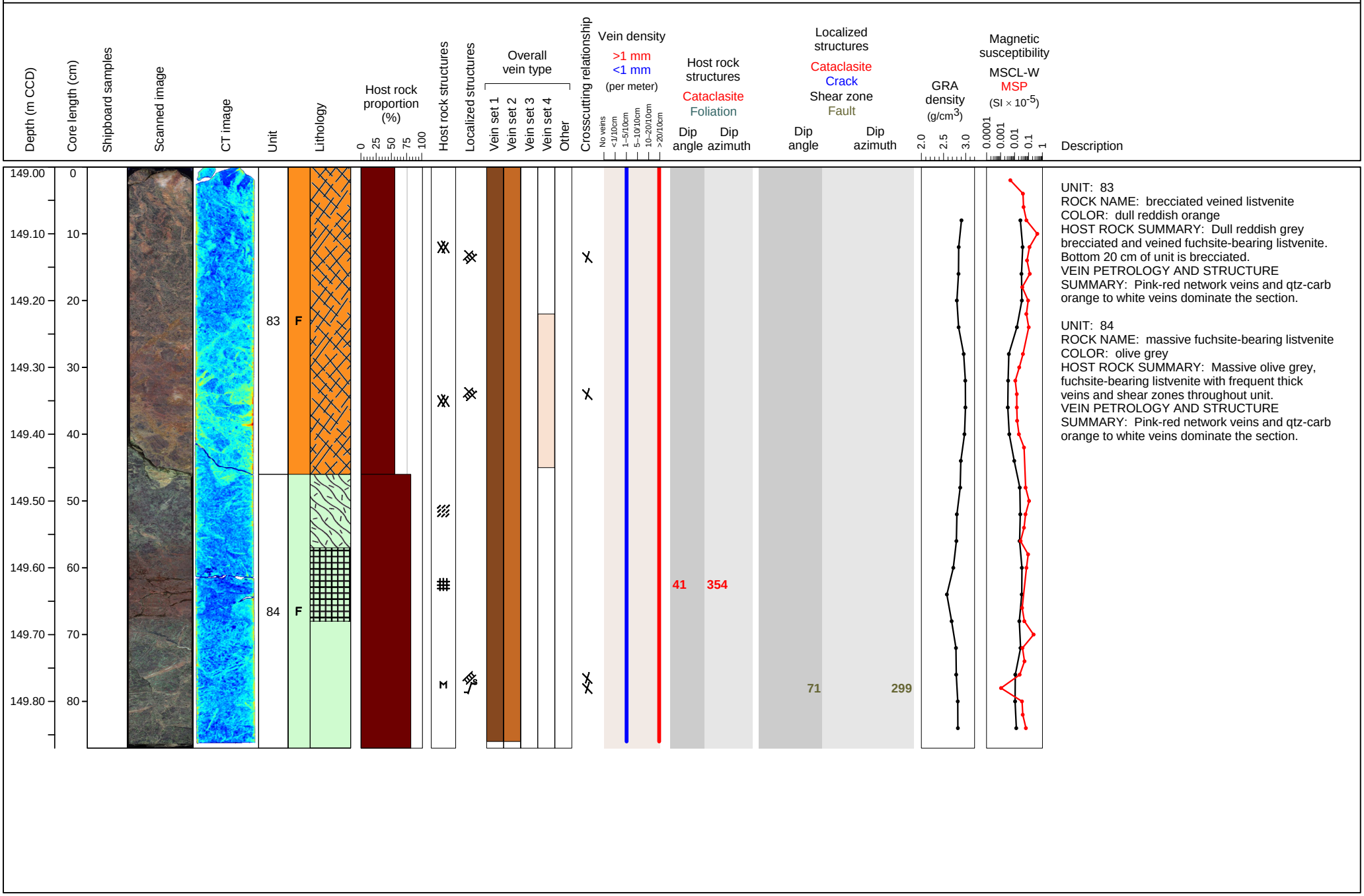

UNIT: 83
ROCK NAME: brecciated veined listvenite
COLOR: dull reddish orange
HOST ROCK SUMMARY: Dull reddish grey brecciated and veined fuchsite-bearing listvenite. Bottom 20 cm of unit is brecciated.
VEIN PETROLOGY AND STRUCTURE SUMMARY: Pink-red network veins and qtz-carb orange to white veins dominate the section.

UNIT: 84
ROCK NAME: massive fuchsite-bearing listvenite
COLOR: olive grey
HOST ROCK SUMMARY: Massive olive grey, fuchsite-bearing listvenite with frequent thick veins and shear zones throughout unit.
VEIN PETROLOGY AND STRUCTURE SUMMARY: Pink-red network veins and qtz-carb orange to white veins dominate the section.

Hole BT1B-63Z Section 2,Top of Section 149.87 (m CCD)



UNIT: 84
ROCK NAME: massive fuchsite-bearing listvenite
COLOR: olive grey
HOST ROCK SUMMARY: Massive olive grey, fuchsite-bearing listvenite with frequent thick veins and shear zones throughout unit.
VEIN PETROLOGY AND STRUCTURE SUMMARY: Deep pink background veins. Fibrous qtz-mgs dominate the core in the top half. Patchy dismembered qtz carbonate in bottom half.

Hole BT1B-63Z Section 3,Top of Section 150.82 (m CCD)

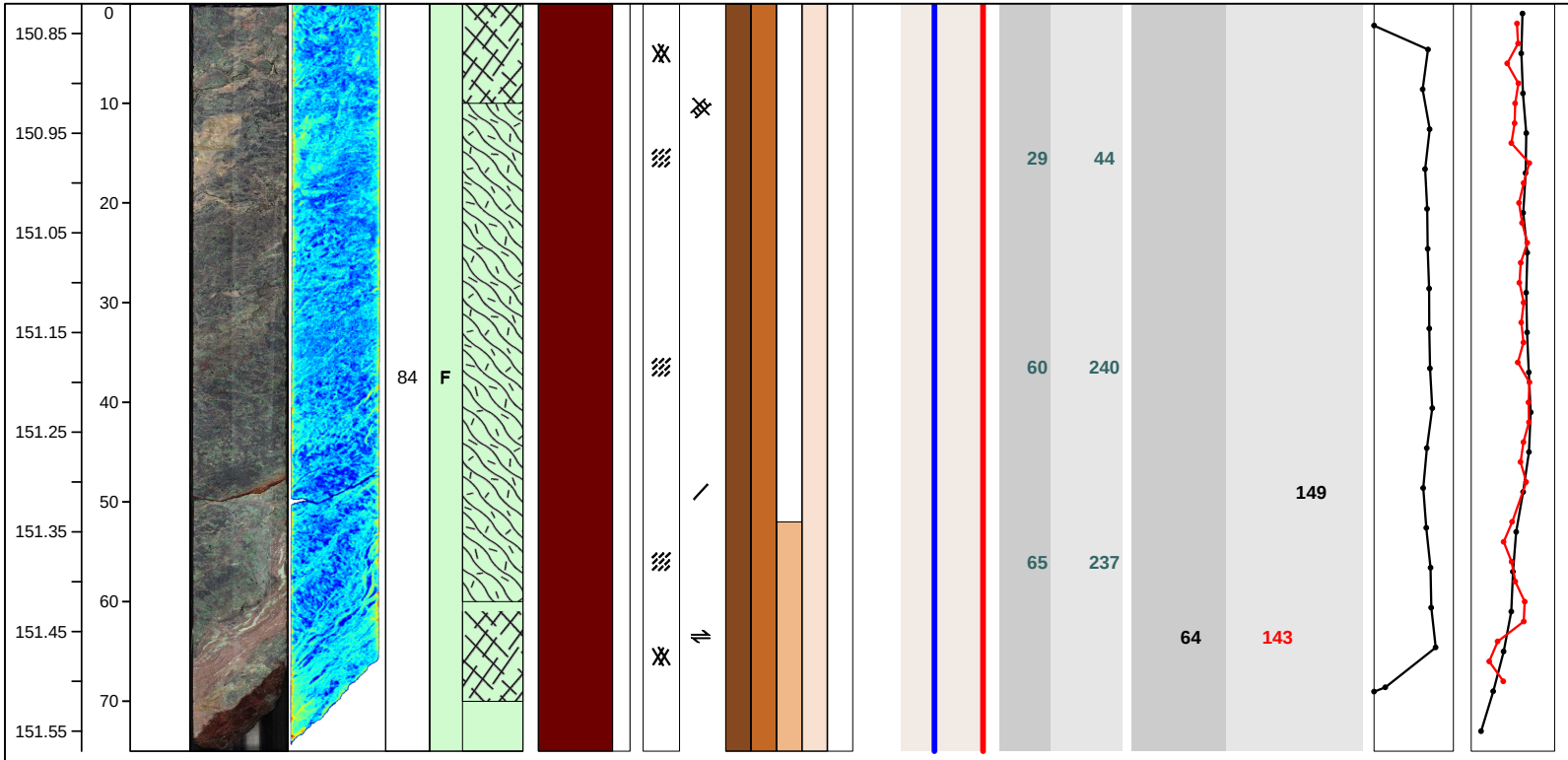

UNIT: 84
ROCK NAME: massive fuchsite-bearing listvenite
COLOR: olive grey
HOST ROCK SUMMARY: Massive olive grey, fuchsite-bearing listvenite with frequent thick veins and shear zones throughout unit.
VEIN PETROLOGY AND STRUCTURE SUMMARY: Deep pink background veins dominate the section.

Hole BT1B-63Z Section 4,Top of Section 151.57 (m CCD)



UNIT: 84
ROCK NAME: massive fuchsite-bearing listvenite
COLOR: olive grey
HOST ROCK SUMMARY: Massive olive grey, fuchsite-bearing listvenite with frequent thick veins and shear zones throughout unit.
VEIN PETROLOGY AND STRUCTURE SUMMARY: Deep pink background veins. Huge fibrous patchy vein dominates the core from 28 to 52 cm.

Hole BT1B-64Z Section 1,Top of Section 152.05 (m CCD)

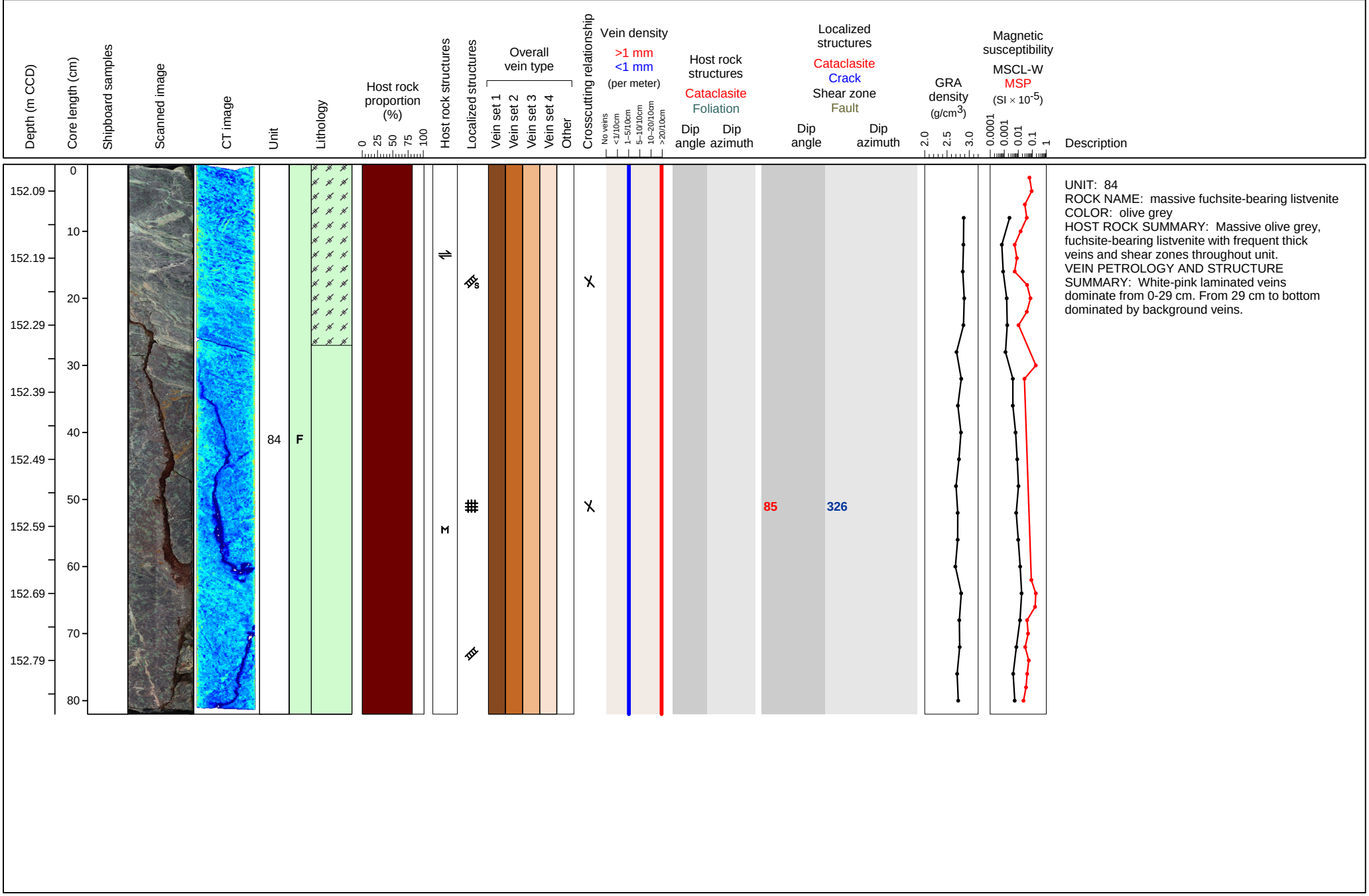

UNIT: 84
ROCK NAME: massive fuchsite-bearing listvenite
COLOR: olive grey
HOST ROCK SUMMARY: Massive olive grey, fuchsite-bearing listvenite with frequent thick veins and shear zones throughout unit.
VEIN PETROLOGY AND STRUCTURE SUMMARY: White-pink laminated veins dominate from 0-29 cm. From 29 cm to bottom dominated by background veins.

Hole BT1B-64Z Section 2,Top of Section 152.87 (m CCD)



UNIT: 84
ROCK NAME: massive fuchsite-bearing listvenite
COLOR: olive grey
HOST ROCK SUMMARY: Massive olive grey, fuchsite-bearing listvenite with frequent thick veins and shear zones throughout unit.
VEIN PETROLOGY AND STRUCTURE SUMMARY: Background pink veins dominate. Chrysoprase bearing veins crosscut by later generation mgs-qtz.

Hole BT1B-64Z Section 3,Top of Section 153.80 (m CCD)

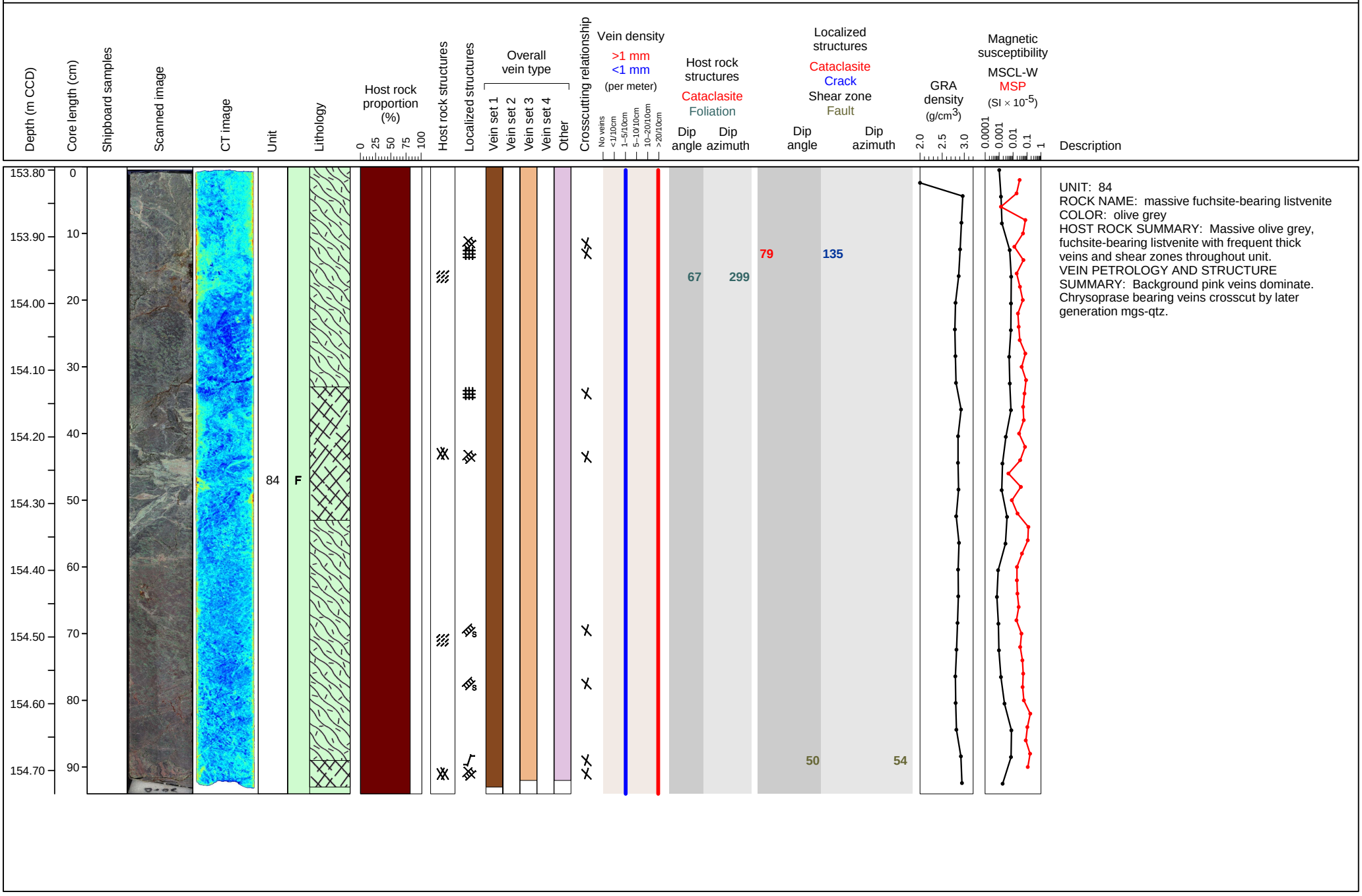

UNIT: 84
ROCK NAME: massive fuchsite-bearing listvenite
COLOR: olive grey
HOST ROCK SUMMARY: Massive olive grey, fuchsite-bearing listvenite with frequent thick veins and shear zones throughout unit.
VEIN PETROLOGY AND STRUCTURE SUMMARY: Background pink veins dominate. Chrysoprase bearing veins crosscut by later generation mgs-qtz.

Hole BT1B-64Z Section 4,Top of Section 154.74 (m CCD)

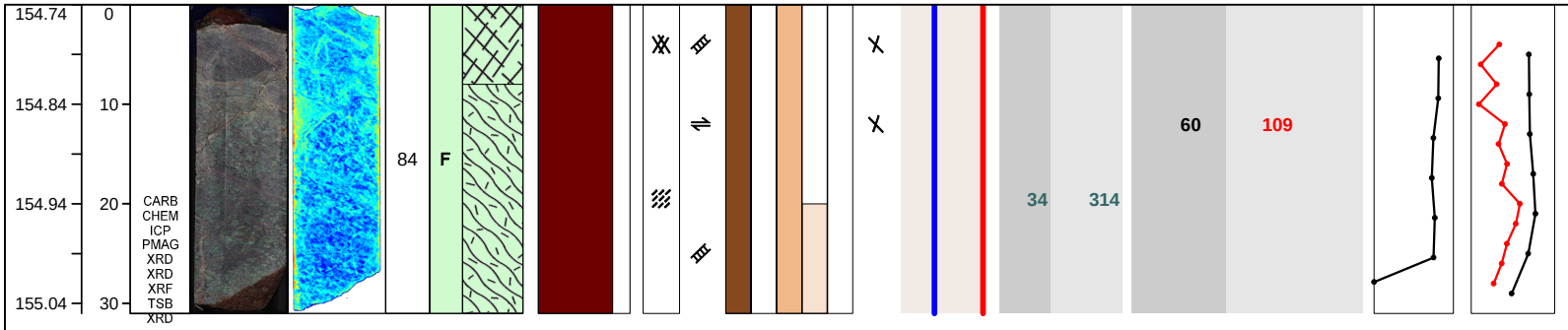

UNIT: 84
ROCK NAME: massive fuchsite-bearing listvenite
COLOR: olive grey
HOST ROCK SUMMARY: Massive olive grey, fuchsite-bearing listvenite with frequent thick veins and shear zones throughout unit.
VEIN PETROLOGY AND STRUCTURE SUMMARY: Background pink veins dominate. Pink mgs-qtz and orange carbonate late veins.

Hole BT1B-65Z Section 1,Top of Section 155.10 (m CCD)

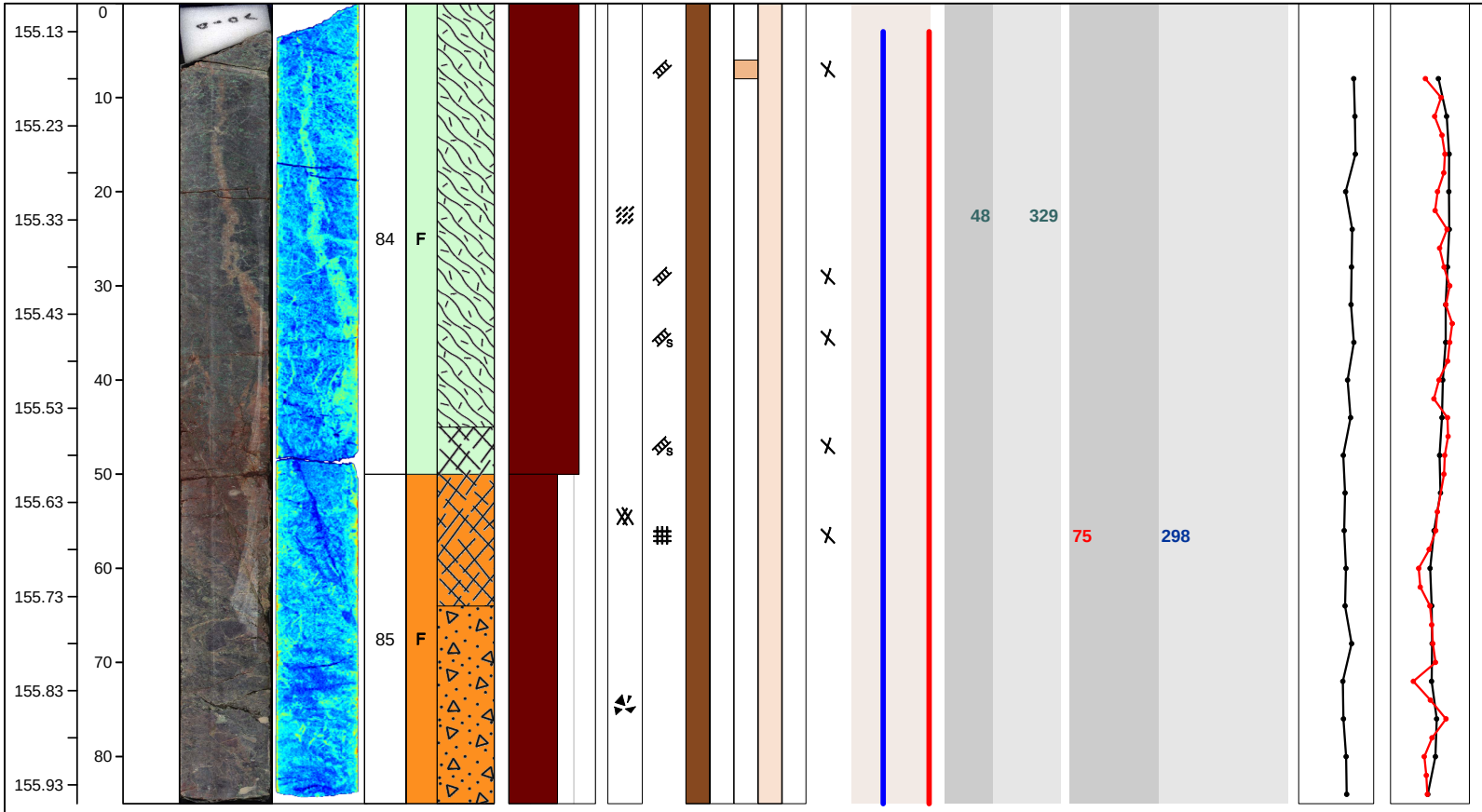

UNIT: 84
ROCK NAME: massive fuchsite-bearing listvenite
COLOR: olive grey
HOST ROCK SUMMARY: Massive olive grey, fuchsite-bearing listvenite with frequent thick veins and shear zones throughout unit.
VEIN PETROLOGY AND STRUCTURE SUMMARY: Background pink veins dominate, pink mgs-qtz and orange carbonate late veins, qtz rich veins associated to breccia.

UNIT: 85
ROCK NAME: brecciated listvenite
COLOR: reddish orange
HOST ROCK SUMMARY: Alternating zones of massive and strongly brecciated reddish orange listvenite. grades downward from green fuchsite rich listvenite. Appears to pseudomorph precursor harzburgite in several places throughout unit.
VEIN PETROLOGY AND STRUCTURE SUMMARY: Background pink veins dominate, pink mgs-qtz and orange carbonate late veins, qtz rich veins associated to breccia.

Hole BT1B-65Z Section 2,Top of Section 155.95 (m CCD)

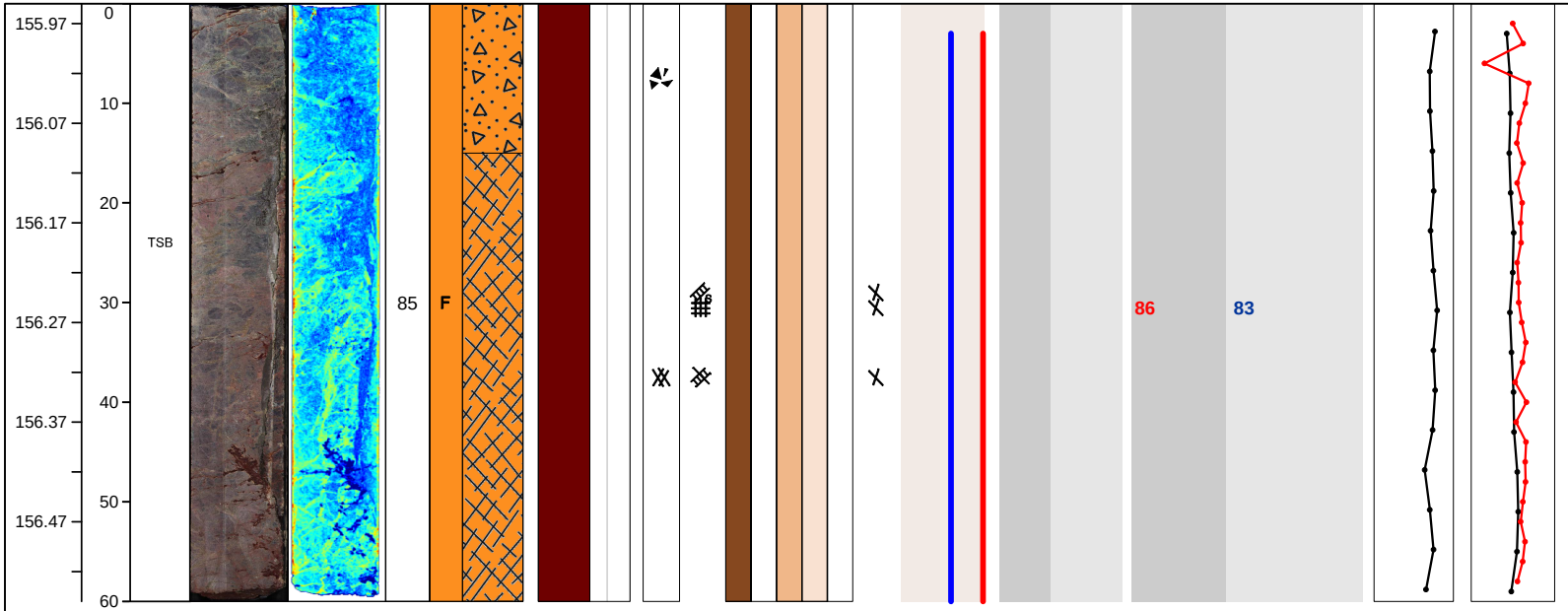

UNIT: 85
ROCK NAME: brecciated listvenite
COLOR: reddish orange
HOST ROCK SUMMARY: Alternating zones of massive and strongly brecciated reddish orange listvenite. grades downward from green fuchsite rich listvenite. Appears to pseudomorph precursor harzburgite in several places throughout unit.
VEIN PETROLOGY AND STRUCTURE SUMMARY: Background pink veins dominate, orange carbonate late veins. Qtz rich veins associated to breccia.

Hole BT1B-65Z Section 3,Top of Section 156.56 (m CCD)

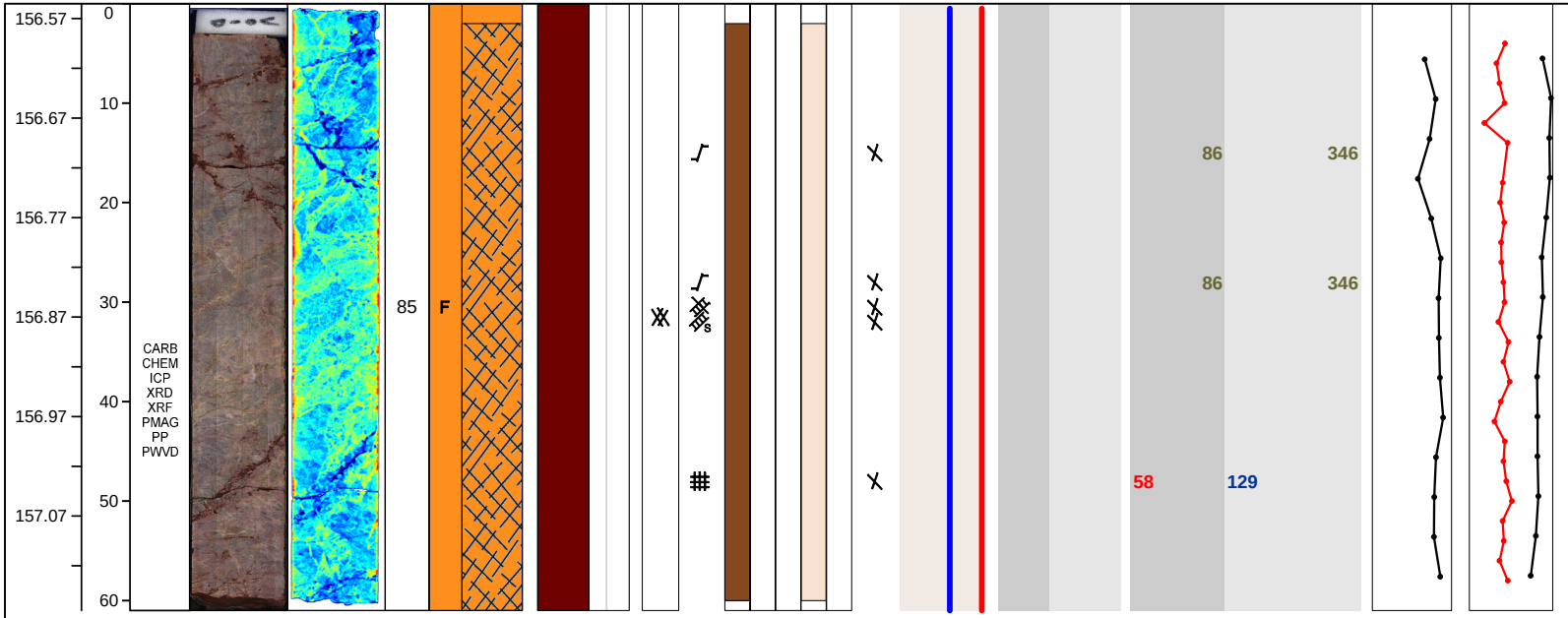

UNIT: 85
ROCK NAME: brecciated listvenite
COLOR: reddish orange
HOST ROCK SUMMARY: Alternating zones of massive and strongly brecciated reddish orange listvenite. grades downward from green fuchsite rich listvenite. Appears to pseudomorph precursor harzburgite in several places throughout unit.
VEIN PETROLOGY AND STRUCTURE SUMMARY: Background pink veins dominate, orange carbonate late veins.

Hole BT1B-65Z Section 4,Top of Section 157.17 (m CCD)

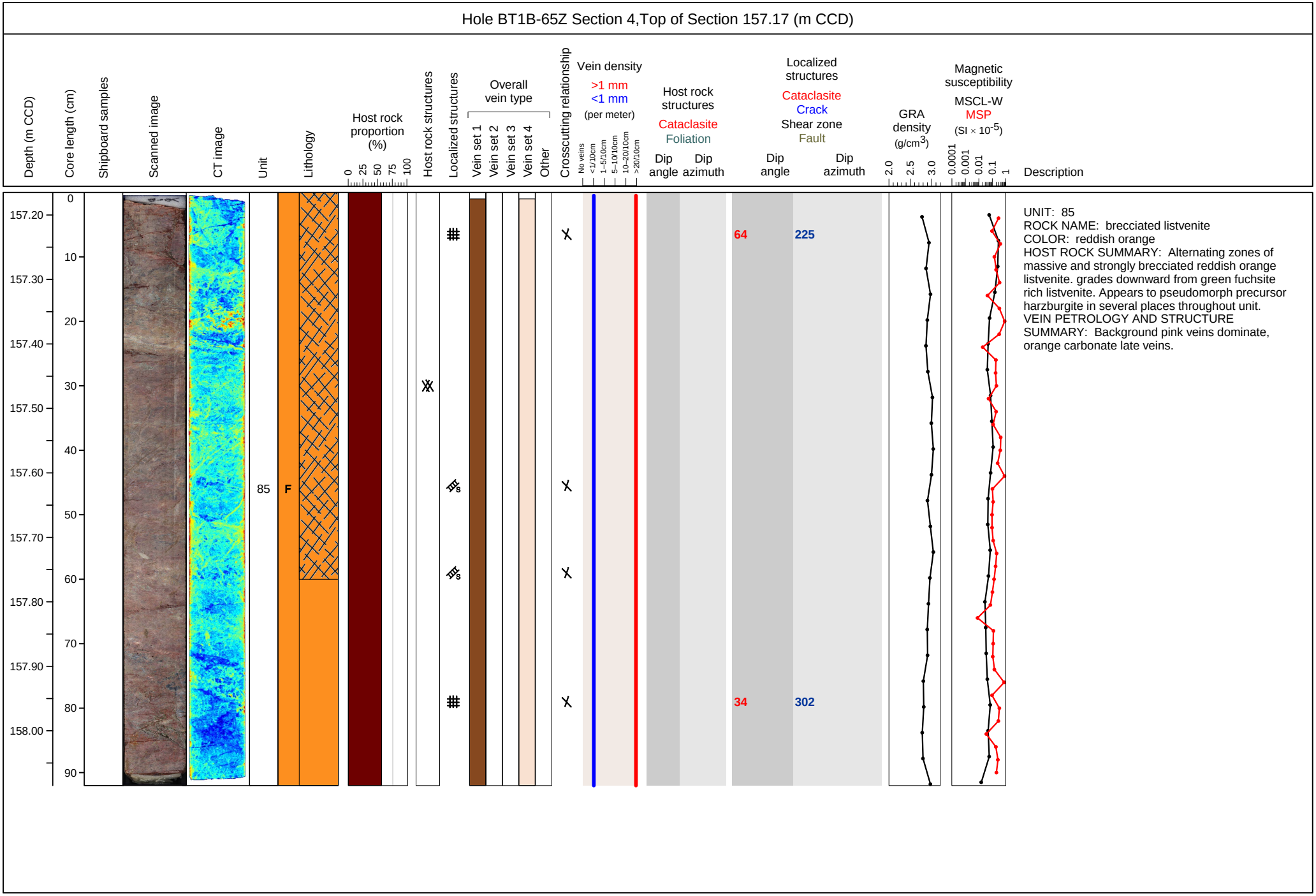

UNIT: 85
ROCK NAME: brecciated listvenite
COLOR: reddish orange
HOST ROCK SUMMARY: Alternating zones of massive and strongly brecciated reddish orange listvenite. grades downward from green fuchsite rich listvenite. Appears to pseudomorph precursor harzburgite in several places throughout unit.
VEIN PETROLOGY AND STRUCTURE SUMMARY: Background pink veins dominate, orange carbonate late veins.

Hole BT1B-66Z Section 1,Top of Section 158.10 (m CCD)

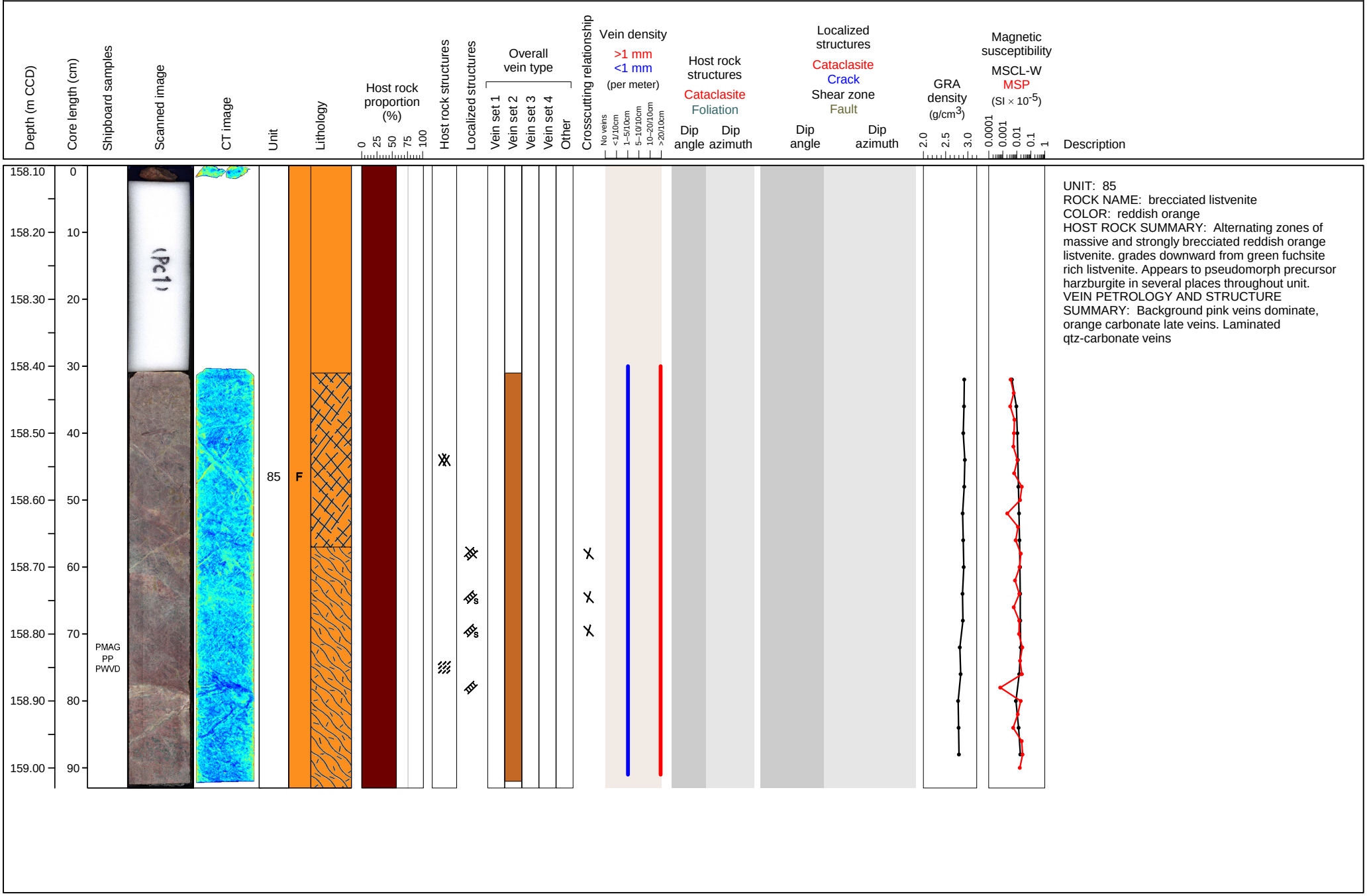

UNIT: 85
ROCK NAME: brecciated listvenite
COLOR: reddish orange
HOST ROCK SUMMARY: Alternating zones of massive and strongly brecciated reddish orange listvenite. grades downward from green fuchsite rich listvenite. Appears to pseudomorph precursor harzburgite in several places throughout unit.
VEIN PETROLOGY AND STRUCTURE SUMMARY: Background pink veins dominate, orange carbonate late veins. Laminated qtz-carbonate veins

Hole BT1B-66Z Section 2,Top of Section 159.03 (m CCD)

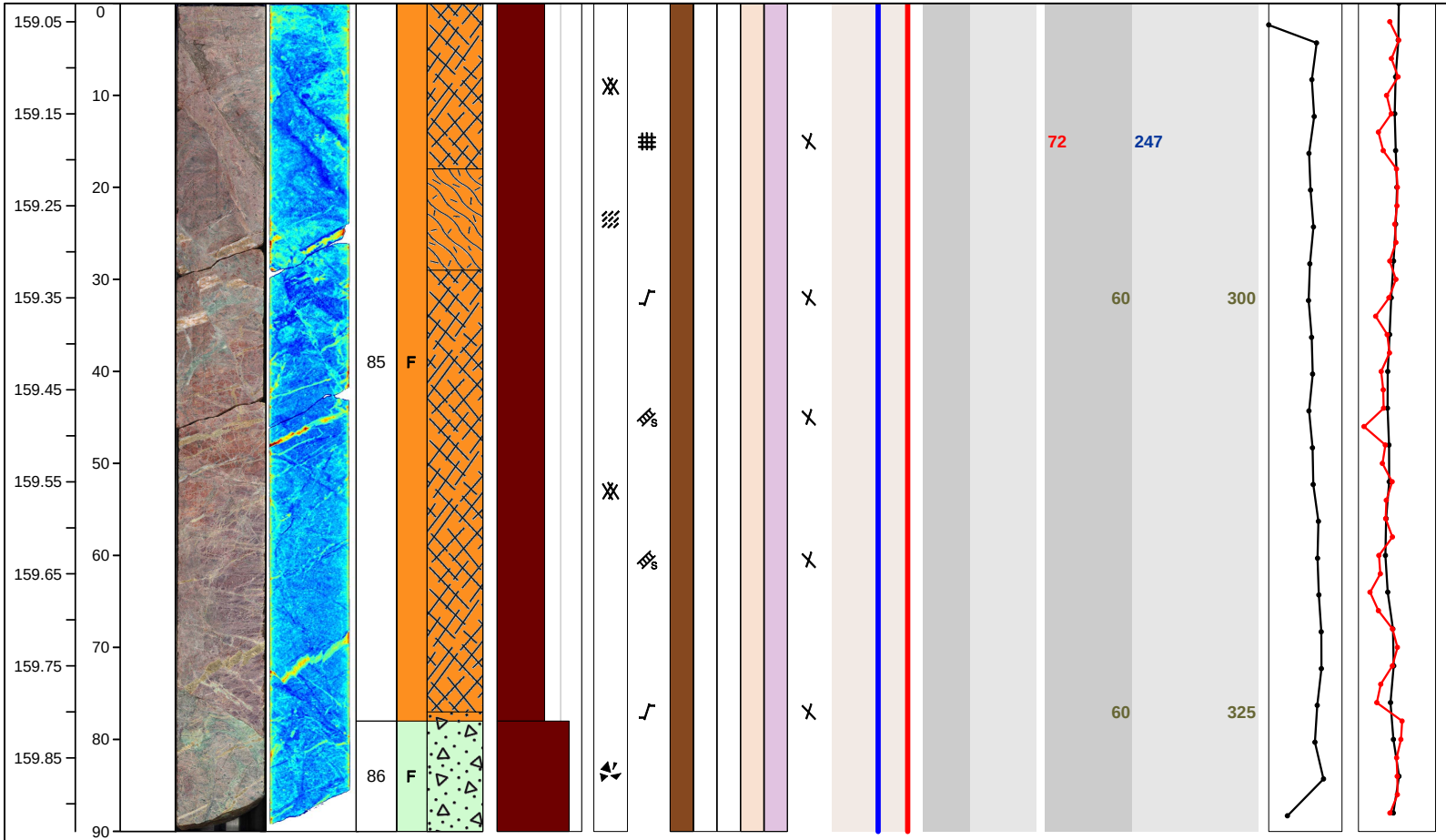

UNIT: 85
ROCK NAME: brecciated listvenite
COLOR: reddish orange
HOST ROCK SUMMARY: Alternating zones of massive and strongly brecciated reddish orange listvenite. grades downward from green fuchsite rich listvenite. Appears to pseudomorph precursor harzburgite in several places throughout unit. Distinct cataclastic zone between 0-22cm, perhaps injection vein into hanging wall.
VEIN PETROLOGY AND STRUCTURE SUMMARY: Background pink veins dominate, orange carbonate late veins. Laminated qtz-carbonate veins. Chrysoprase veins reappear

UNIT: 86
ROCK NAME: massive fuchsite-bearing listvenite
COLOR: olive grey
HOST ROCK SUMMARY: Massive, green fuchsite-bearing listvenite with few cm thick veins. Dotted distribution of up to 0.5 mm large qtz-fuchsite patches may pseudomorph former harzburgite texture. Contains graphite in various thin veins throughout
UNIT and potentially also also disseminated pit fillings.
VEIN PETROLOGY AND STRUCTURE SUMMARY: Background pink veins dominate, orange carbonate late veins. Laminated qtz-carbonate veins. Chrysoprase veins reappear

Hole BT1B-66Z Section 3,Top of Section 159.94 (m CCD)



UNIT: 86
ROCK NAME: massive fuchsite-bearing listvenite
COLOR: olive grey
HOST ROCK SUMMARY: Massive, green fuchsite-bearing listvenite with few cm thick veins. Dotted distribution of up to 0.5 mm large qtz-fuchsite patches may pseudomorph former harzburgite texture. Contains graphite in various thin veins throughout unit and potentially also also disseminated pit fillings.
VEIN PETROLOGY AND STRUCTURE SUMMARY:
XRF-CL: Interval 66-71 cm

Hole BT1B-66Z Section 4,Top of Section 160.66 (m CCD)

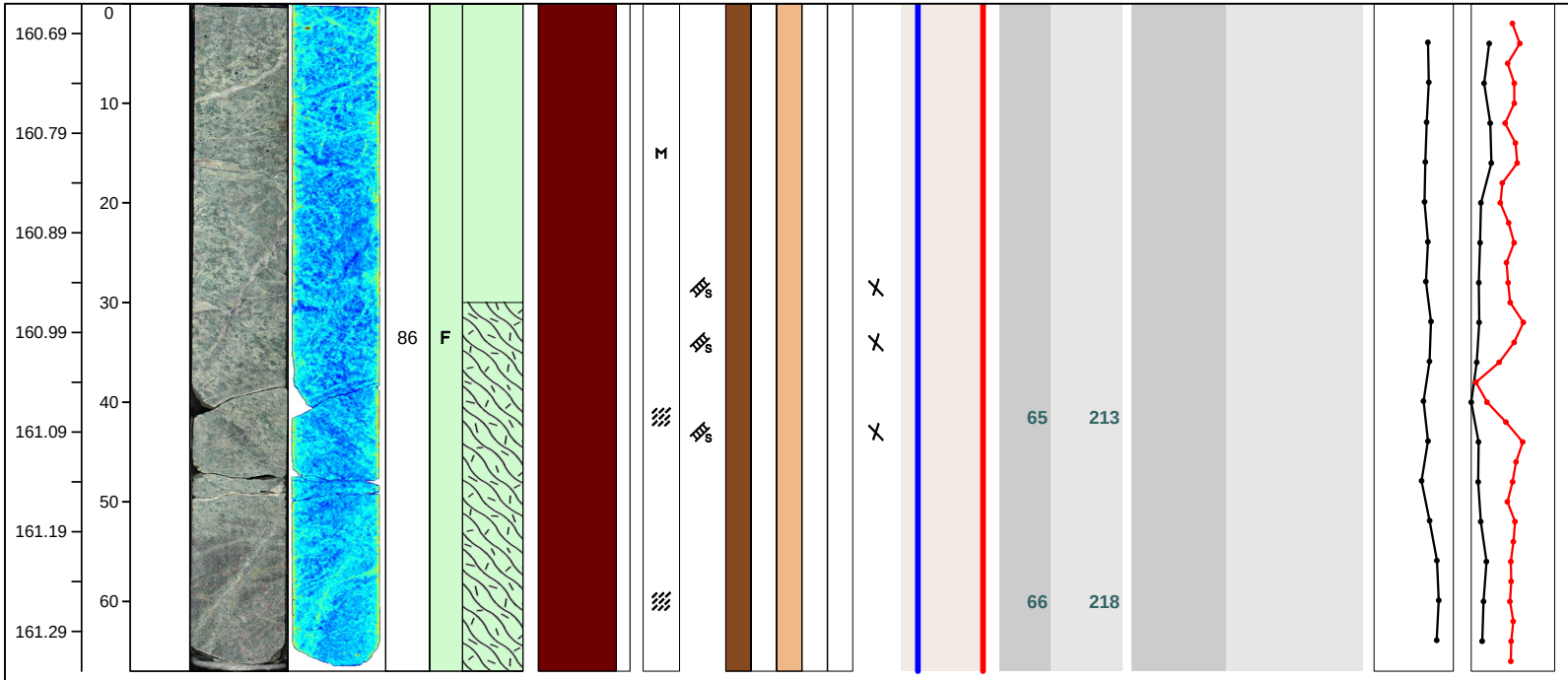

UNIT: 86
ROCK NAME: massive fuchsite-bearing listvenite
COLOR: olive grey
HOST ROCK SUMMARY: Massive, green fuchsite-bearing listvenite with few cm thick veins. Dotted distribution of up to 0.5 mm large qtz-fuchsite patches may pseudomorph former harzburgite texture. Contains graphite in various thin veins throughout unit and potentially also also disseminated pit fillings.
VEIN PETROLOGY AND STRUCTURE SUMMARY: White background qtz-mgs veins.

Hole BT1B-67Z Section 1,Top of Section 161.10 (m CCD)

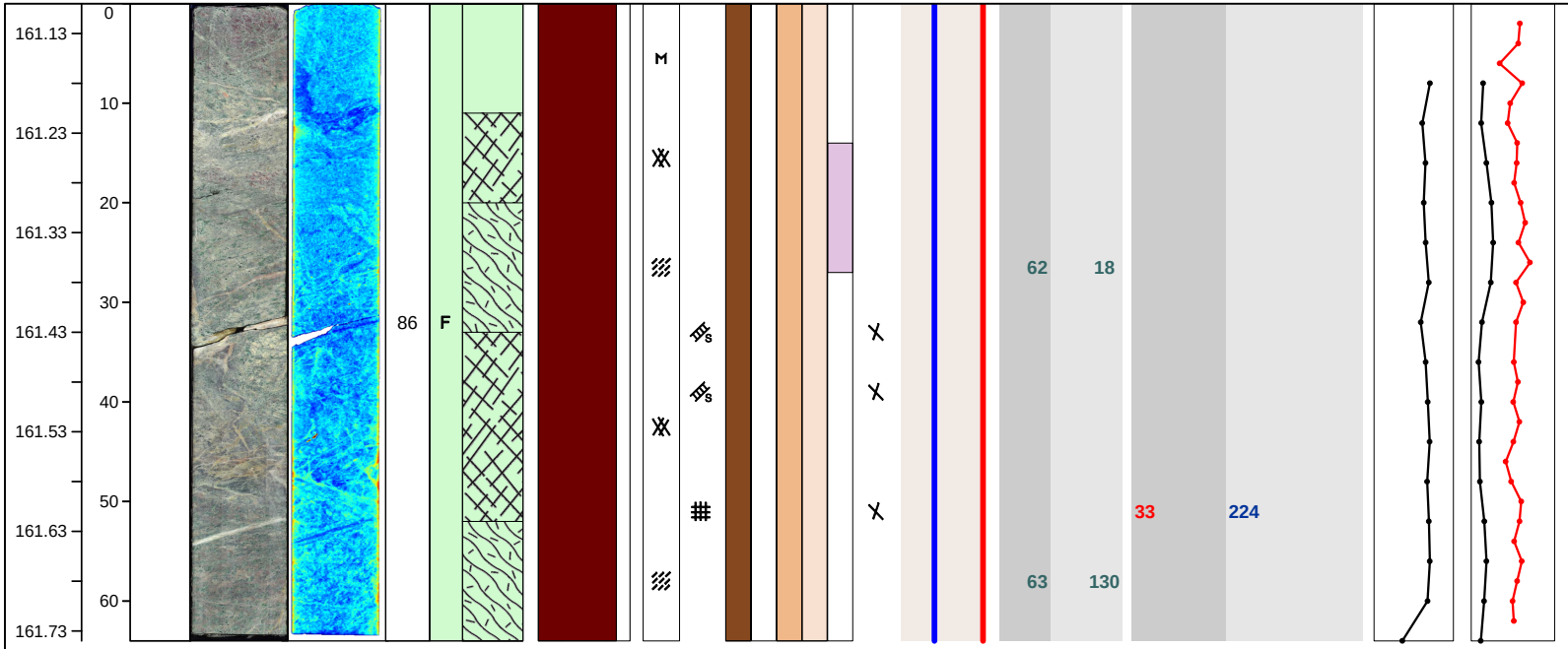

UNIT: 86
ROCK NAME: massive fuchsite-bearing listvenite
COLOR: olive grey
HOST ROCK SUMMARY: Massive, green fuchsite-bearing listvenite with few cm thick veins. Dotted distribution of up to 0.5 mm large qtz-fuchsite patches may pseudomorph former harzburgite texture. Contains graphite in various thin veins throughout unit and potentially also also disseminated pit fillings.
VEIN PETROLOGY AND STRUCTURE SUMMARY: White background very textured mgs-qtz. Possible graphite on top of core.

Hole BT1B-67Z Section 2,Top of Section 161.75 (m CCD)

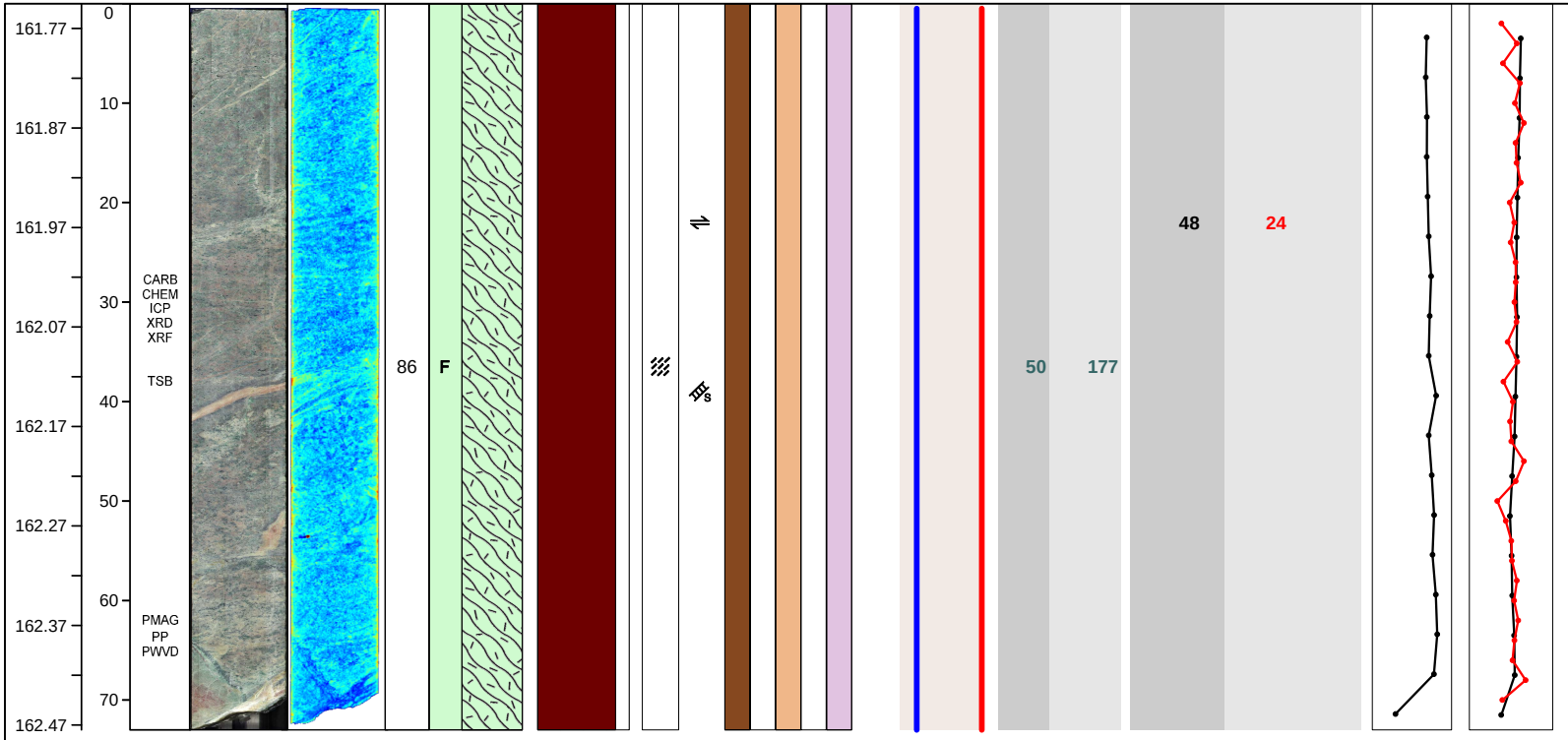

UNIT: 86
ROCK NAME: massive fuchsite-bearing listvenite
COLOR: olive grey
HOST ROCK SUMMARY: Massive, green fuchsite-bearing listvenite with few cm thick veins. Dotted distribution of up to 0.5 mm large qtz-fuchsite patches may pseudomorph former harzburgite texture. Contains graphite in various thin veins throughout unit and potentially also also disseminated pit fillings.
VEIN PETROLOGY AND STRUCTURE SUMMARY: White background mgs-qtz. Hematite (possible graphite?) at 56 cm.

Hole BT1B-67Z Section 3,Top of Section 162.48 (m CCD)



UNIT: 86
ROCK NAME: massive fuchsite-bearing listvenite
COLOR: olive grey
HOST ROCK SUMMARY: Massive, green fuchsite-bearing listvenite with few cm thick veins. Dotted distribution of up to 0.5 mm large qtz-fuchsite patches may pseudomorph former harzburgite texture. Contains large white-greenish patch, potentially mgsnesite-fuchsite intergrowth. Contains graphite in various thin veins throughout unit and potentially also also disseminated pit fillings.
VEIN PETROLOGY AND STRUCTURE SUMMARY: White background mgs-qtz veins. Large crysoprase vein set and swarm of hematite (possible graphite?) veinlets.

Hole BT1B-67Z Section 4,Top of Section 163.25 (m CCD)



UNIT: 86
ROCK NAME: massive fuchsite-bearing listvenite
COLOR: olive grey
HOST ROCK SUMMARY: Massive, green fuchsite-bearing listvenite with few cm thick veins. Dotted distribution of up to 0.5 mm large qtz-fuchsite patches may pseudomorph former harzburgite texture. Contains graphite in various thin veins throughout unit and potentially also also disseminated pit fillings.
VEIN PETROLOGY AND STRUCTURE SUMMARY: White background mgs-qtz veins. Hematite (possible graphite?) vein

Hole BT1B-68Z Section 1,Top of Section 164.10 (m CCD)

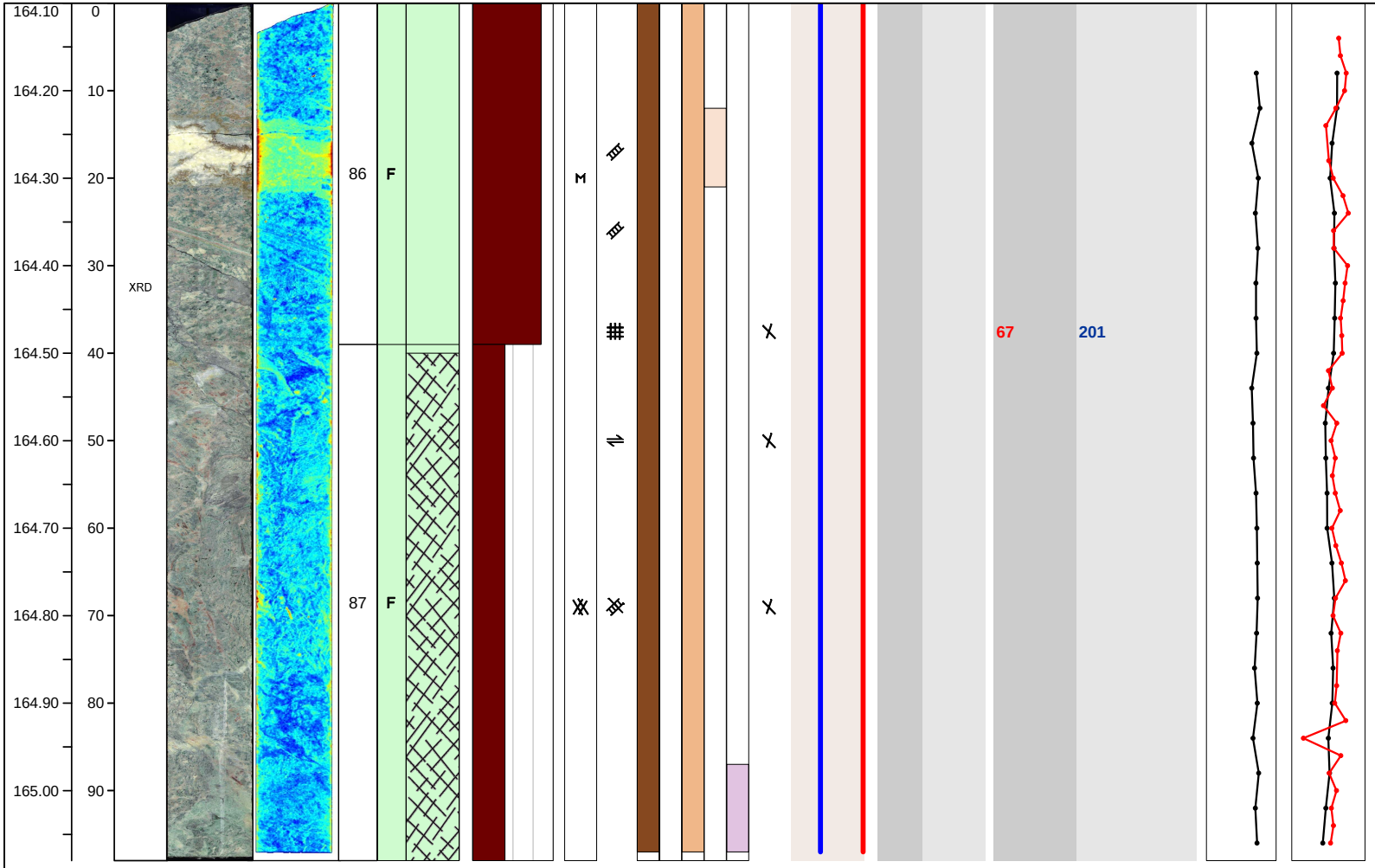

UNIT: 86
ROCK NAME: massive fuchsite-bearing listvenite
COLOR: olive grey
HOST ROCK SUMMARY: Massive, green fuchsite-bearing listvenite with few cm thick veins. Dotted distribution of up to 0.5 mm large qtz-fuchsite patches may pseudomorph former harzburgite texture. Contains graphite in various thin veins throughout unit and potentially also also disseminated pit fillings.
VEIN PETROLOGY AND STRUCTURE SUMMARY: White background mgs-qtz veins. Hematite (possible graphite?) vein sets. Pink qtz mgs veins.

UNIT: 87
ROCK NAME: brecciated fuchsite-bearing listvenite
COLOR: greenish grey
HOST ROCK SUMMARY: Alternating brittly deformed, massive and veined, greenish grey listvenite. Overal appearance is chaotic, parts of the unit resemble listvenite mylonite. Massive parts sometimes appear foliated.
VEIN PETROLOGY AND STRUCTURE SUMMARY: White background mgs-qtz veins. Hematite (possible graphite?) vein sets. Pink qtz mgs veins.

Hole BT1B-68Z Section 2,Top of Section 165.08 (m CCD)

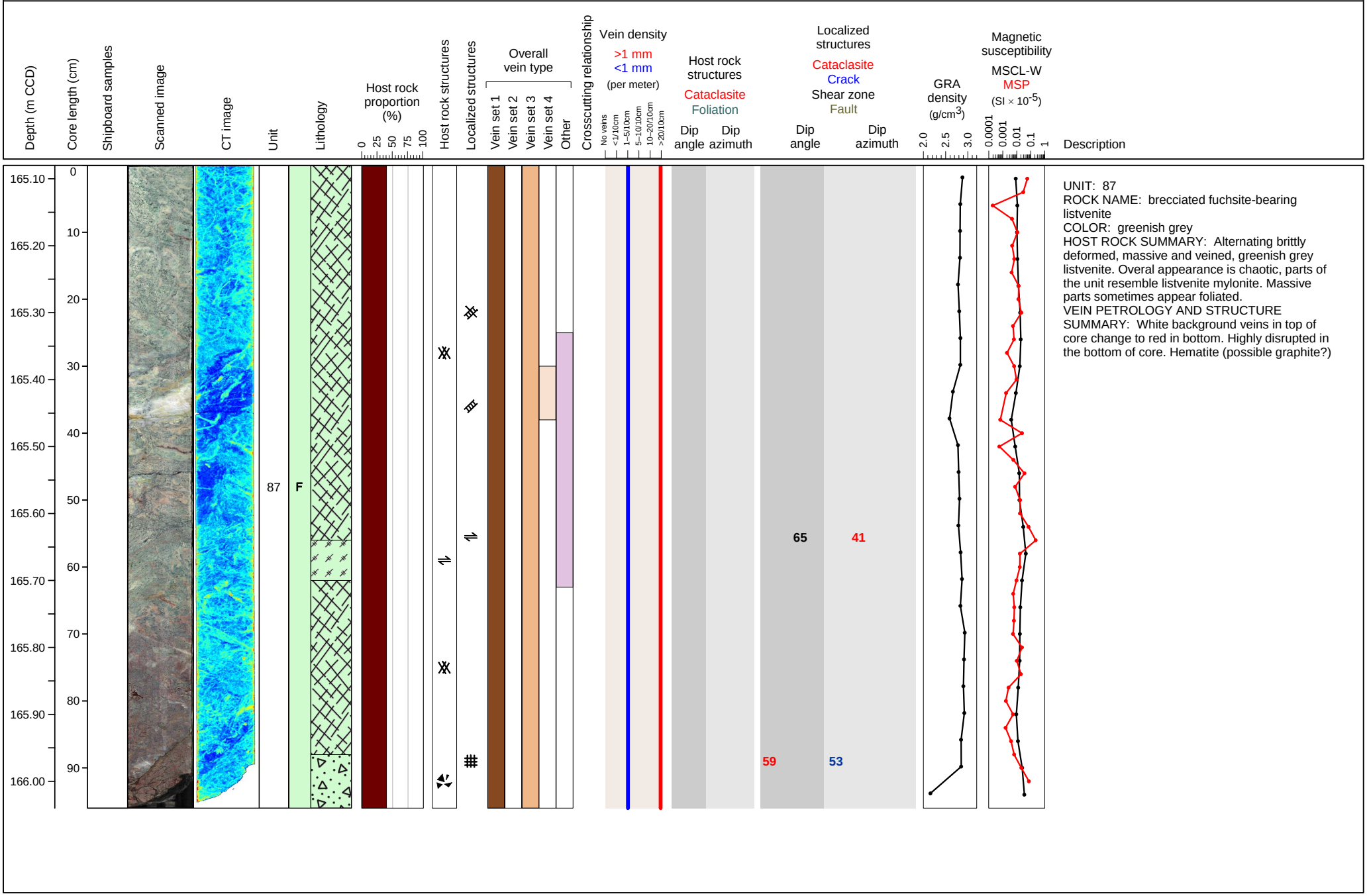

UNIT: 87
ROCK NAME: brecciated fuchsite-bearing listvenite
COLOR: greenish grey
HOST ROCK SUMMARY: Alternating brittly deformed, massive and veined, greenish grey listvenite. Overal appearance is chaotic, parts of the unit resemble listvenite mylonite. Massive parts sometimes appear foliated.
VEIN PETROLOGY AND STRUCTURE SUMMARY: White background veins in top of core change to red in bottom. Highly disrupted in the bottom of core. Hematite (possible graphite?)

Hole BT1B-68Z Section 3,Top of Section 166.04 (m CCD)



UNIT: 87
ROCK NAME: brecciated fuchsite-bearing listvenite
COLOR: greenish grey
HOST ROCK SUMMARY: Alternating brittly deformed, massive and veined, greenish grey listvenite. Overal appearance is chaotic, parts of the unit resemble listvenite mylonite. Massive parts sometimes appear foliated.
VEIN PETROLOGY AND STRUCTURE SUMMARY: Pink background in throughout core. Hematite (possible graphite?)

Hole BT1B-68Z Section 4,Top of Section 166.98 (m CCD)

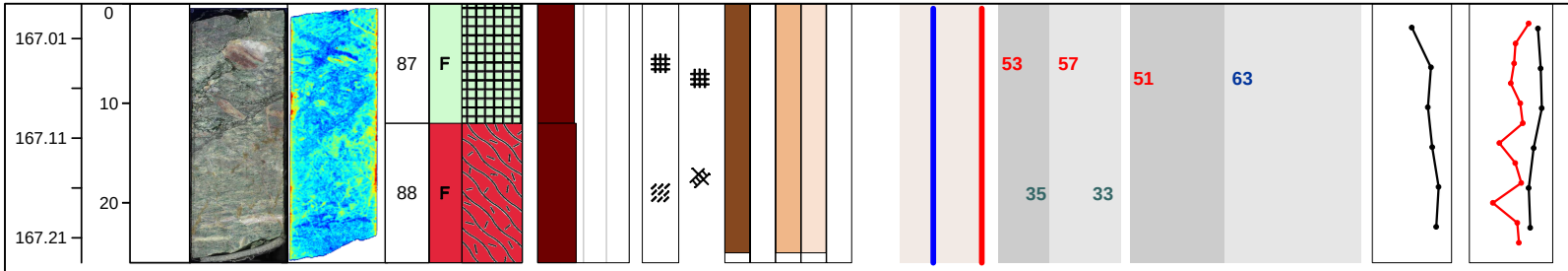

UNIT: 87
ROCK NAME: brecciated fuchsite-bearing listvenite
COLOR: greenish grey
HOST ROCK SUMMARY: Alternating brittly deformed, massive and veined, greenish grey listvenite. Overal appearance is chaotic, parts of the unit resemble listvenite mylonite. Massive parts sometimes appear foliated.
VEIN PETROLOGY AND STRUCTURE SUMMARY: Brecciated section with fragments of qtz carbonate and carbonate veins.

UNIT: 88
ROCK NAME: brecciated listvenite
COLOR: greyish brown
HOST ROCK SUMMARY: Brecciated greyish brown listvenite with gradational color change from greenish at top to reddish brown at bottom of unit. Host rock weakly foliated. unit represents transition from overlying green brecciated listvenite and underlying reddish brown brecciated listvenite.
VEIN PETROLOGY AND STRUCTURE SUMMARY: Brecciated section with fragments of qtz carbonate and carbonate veins.

Hole BT1B-69Z Section 1,Top of Section 167.10 (m CCD)

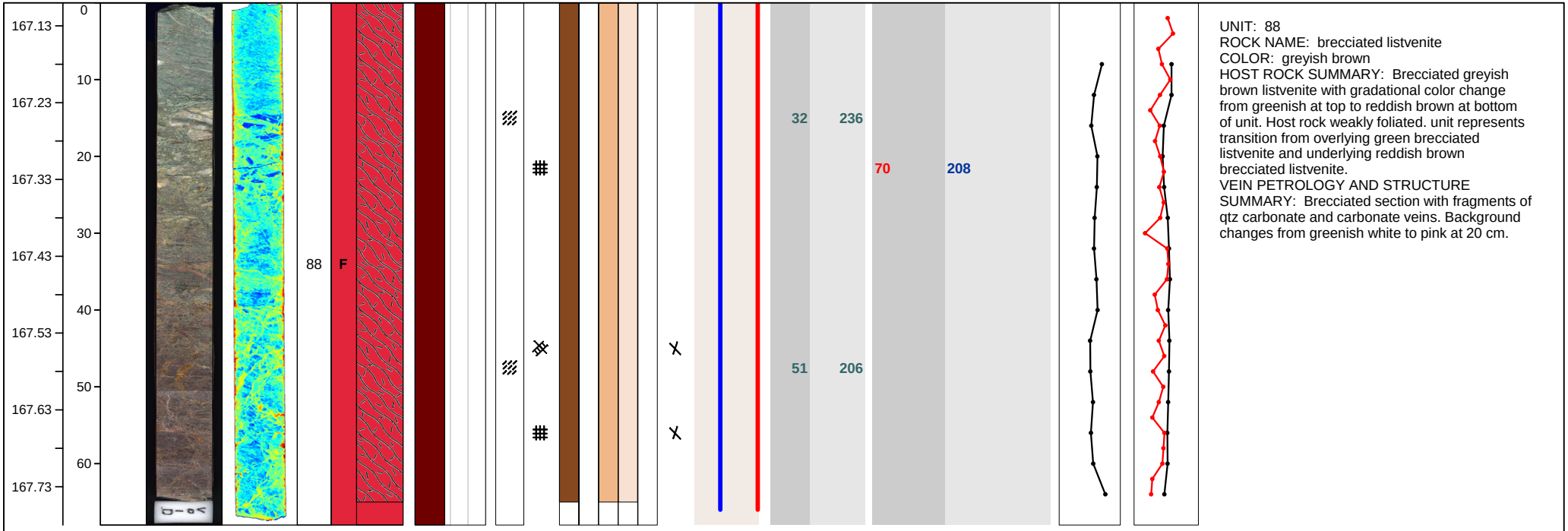

UNIT: 88
ROCK NAME: brecciated listvenite
COLOR: greyish brown
HOST ROCK SUMMARY: Brecciated greyish brown listvenite with gradational color change from greenish at top to reddish brown at bottom of unit. Host rock weakly foliated. unit represents transition from overlying green brecciated listvenite and underlying reddish brown brecciated listvenite.
VEIN PETROLOGY AND STRUCTURE SUMMARY: Brecciated section with fragments of qtz carbonate and carbonate veins. Background changes from greenish white to pink at 20 cm.

Hole BT1B-69Z Section 2,Top of Section 167.79 (m CCD)

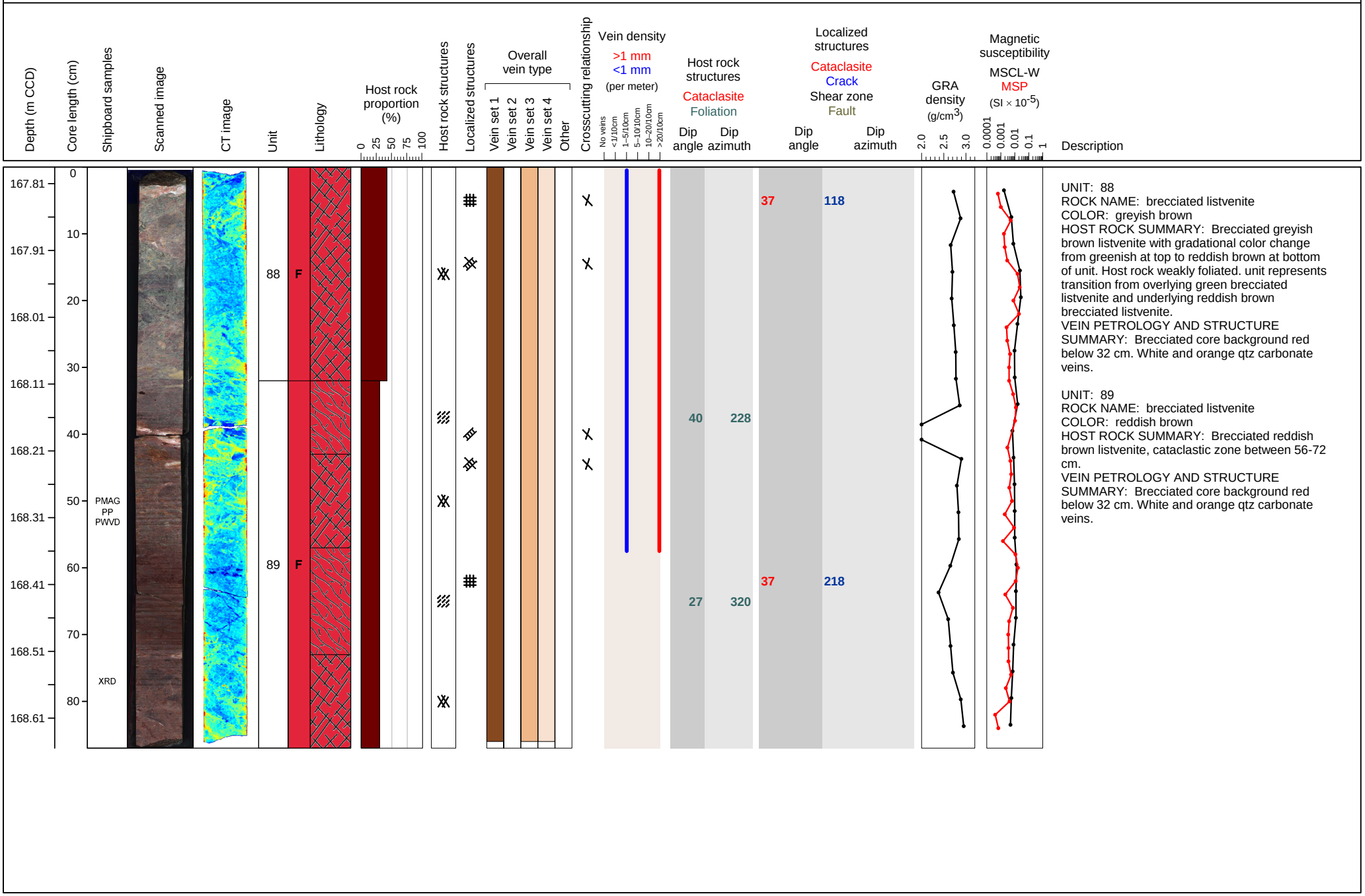

UNIT: 88
ROCK NAME: brecciated listvenite
COLOR: greyish brown
HOST ROCK SUMMARY: Brecciated greyish brown listvenite with gradational color change from greenish at top to reddish brown at bottom of unit. Host rock weakly foliated. unit represents transition from overlying green brecciated listvenite and underlying reddish brown brecciated listvenite.
VEIN PETROLOGY AND STRUCTURE SUMMARY: Brecciated core background red below 32 cm. White and orange qtz carbonate veins.

UNIT: 89
ROCK NAME: brecciated listvenite
COLOR: reddish brown
HOST ROCK SUMMARY: Brecciated reddish brown listvenite, cataclastic zone between 56-72 cm.
VEIN PETROLOGY AND STRUCTURE SUMMARY: Brecciated core background red below 32 cm. White and orange qtz carbonate veins.

Hole BT1B-69Z Section 3,Top of Section 168.66 (m CCD)

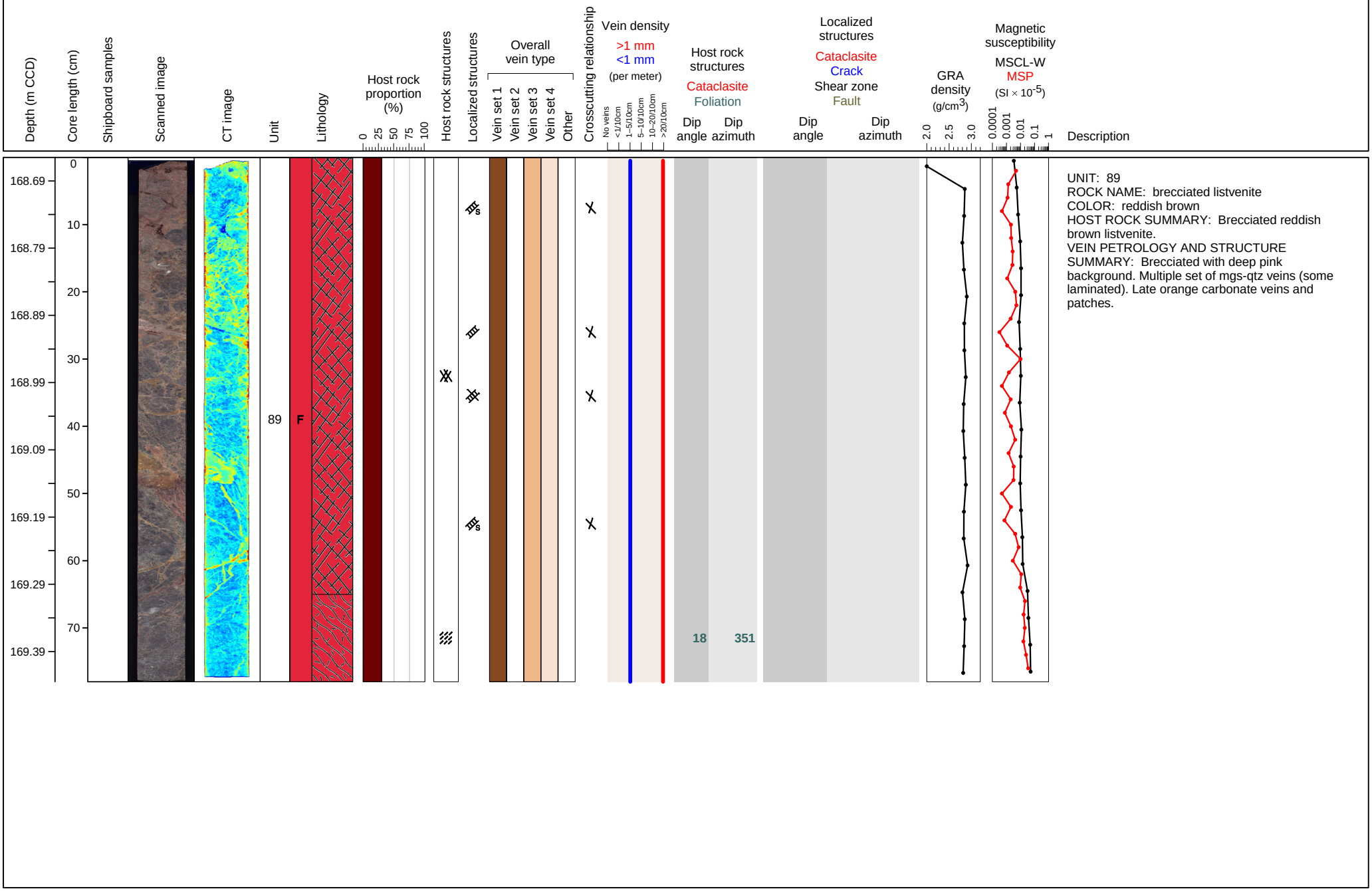

UNIT: 89
ROCK NAME: brecciated listvenite
COLOR: reddish brown
HOST ROCK SUMMARY: Brecciated reddish brown listvenite.
VEIN PETROLOGY AND STRUCTURE SUMMARY: Brecciated with deep pink background. Multiple set of mgs-qtz veins (some laminated). Late orange carbonate veins and patches.

Hole BT1B-69Z Section 4,Top of Section 169.44 (m CCD)

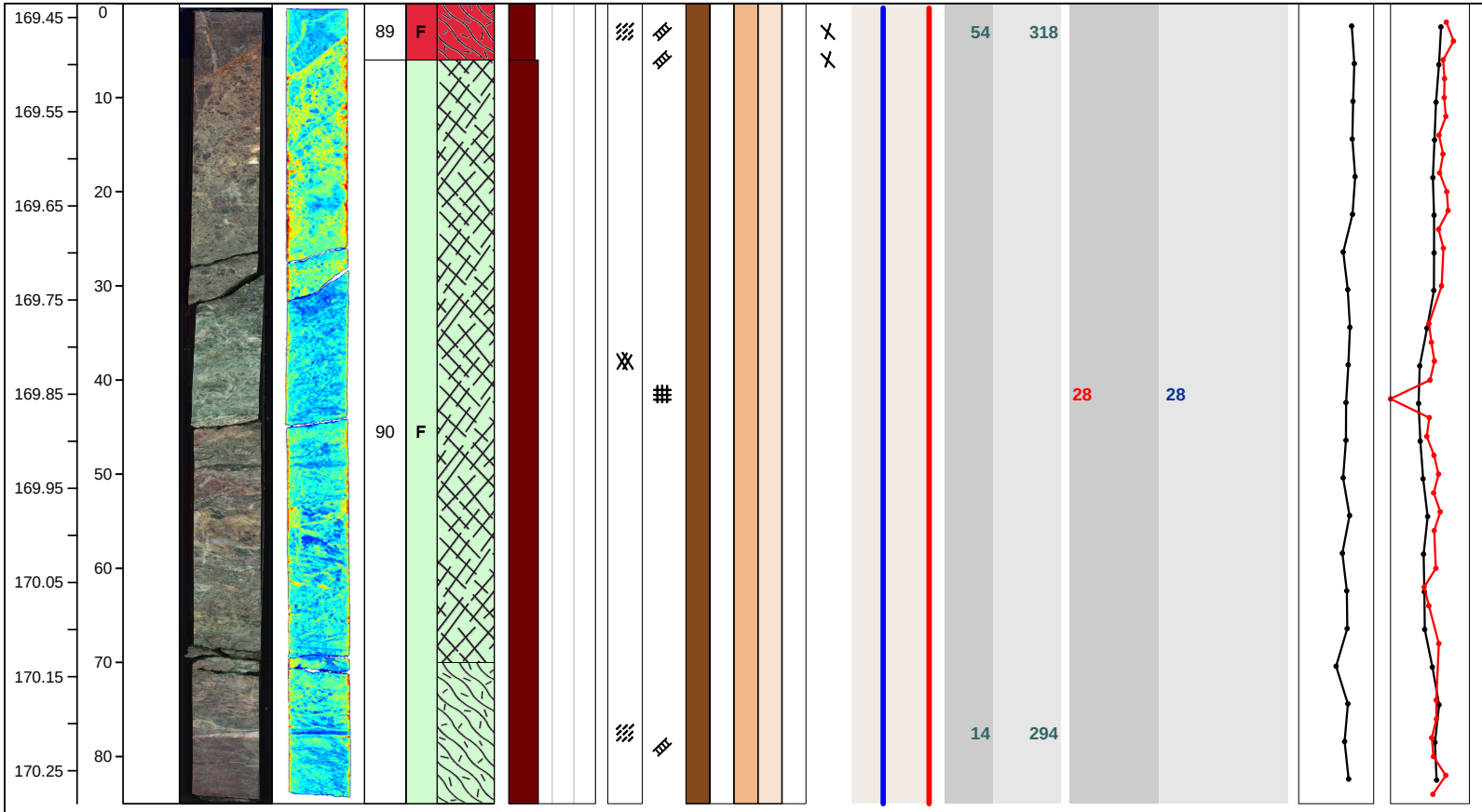

Description

UNIT: 89
ROCK NAME: brecciated listvenite
COLOR: reddish brown
HOST ROCK SUMMARY: Brecciated reddish brown listvenite.
VEIN PETROLOGY AND STRUCTURE SUMMARY: Section dominated by breccia. Late carbonate veins

UNIT: 90
ROCK NAME: brecciated fuchsite-bearing listvenite
COLOR: olive grey
HOST ROCK SUMMARY: Brecciated fuchsite-bearing listvenite. Foliation visible in bottom part of unit. Possible minor graphite.
VEIN PETROLOGY AND STRUCTURE SUMMARY: Section dominated by breccia. Late carbonate veins

Hole BT1B-70Z Section 1,Top of Section 170.15 (m CCD)

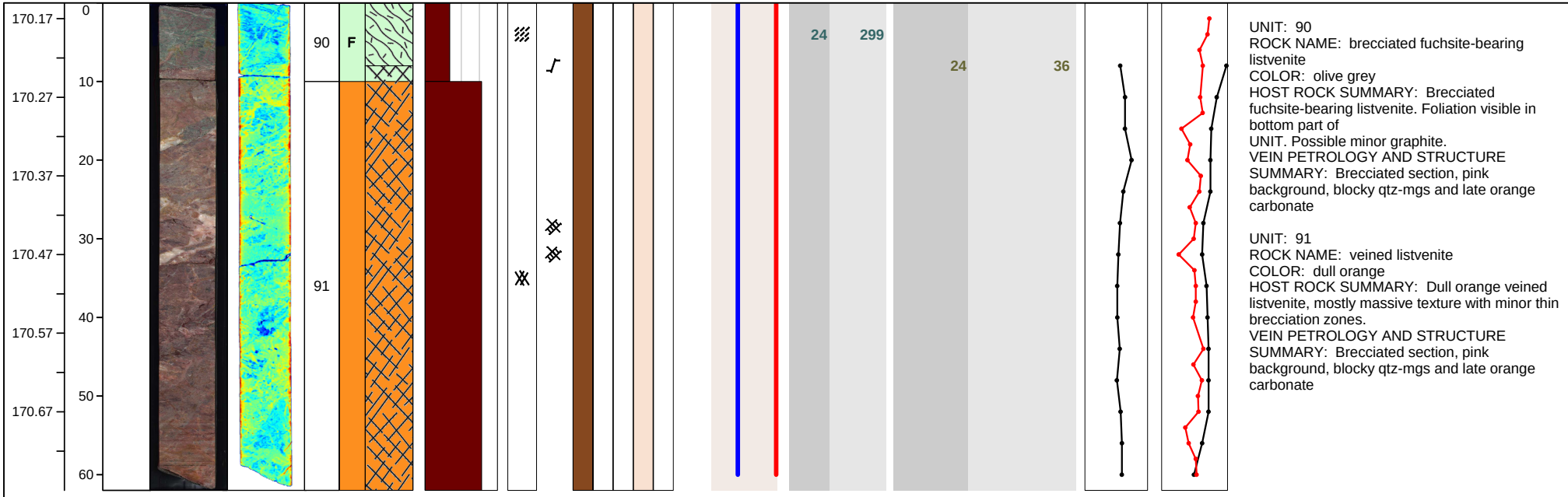

UNIT: 90
ROCK NAME: brecciated fuchsite-bearing listvenite
COLOR: olive grey
HOST ROCK SUMMARY: Brecciated fuchsite-bearing listvenite. Foliation visible in bottom part of
UNIT. Possible minor graphite.
VEIN PETROLOGY AND STRUCTURE SUMMARY: Brecciated section, pink background, blocky qtz-mgs and late orange carbonate

UNIT: 91
ROCK NAME: veined listvenite
COLOR: dull orange
HOST ROCK SUMMARY: Dull orange veined listvenite, mostly massive texture with minor thin brecciation zones.
VEIN PETROLOGY AND STRUCTURE SUMMARY: Brecciated section, pink background, blocky qtz-mgs and late orange carbonate

Hole BT1B-70Z Section 2,Top of Section 170.77 (m CCD)

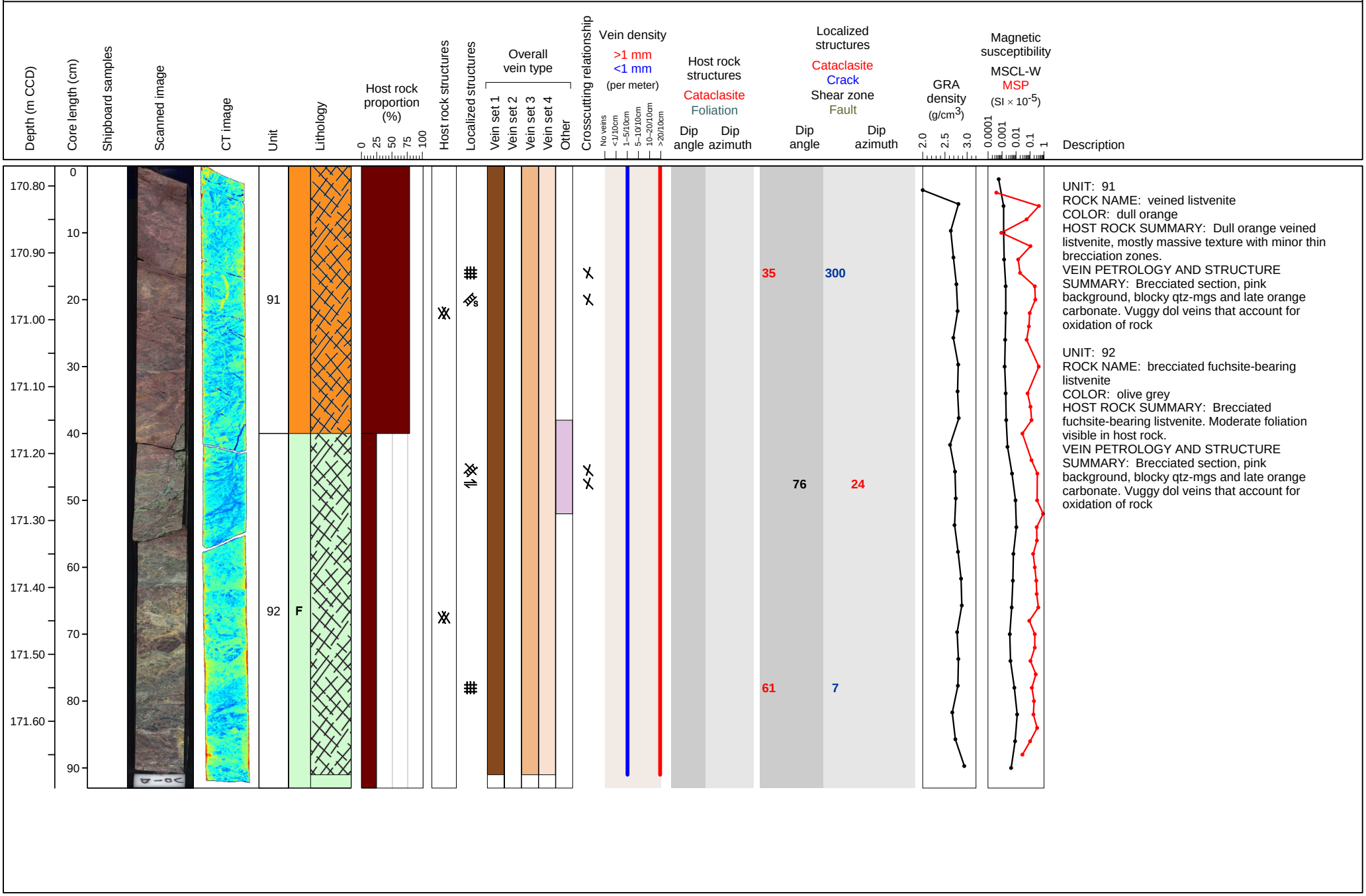

UNIT: 91
ROCK NAME: veined listvenite
COLOR: dull orange
HOST ROCK SUMMARY: Dull orange veined listvenite, mostly massive texture with minor thin brecciation zones.
VEIN PETROLOGY AND STRUCTURE SUMMARY: Brecciated section, pink background, blocky qtz-mgs and late orange carbonate. Vuggy dol veins that account for oxidation of rock

UNIT: 92
ROCK NAME: brecciated fuchsite-bearing listvenite
COLOR: olive grey
HOST ROCK SUMMARY: Brecciated fuchsite-bearing listvenite. Moderate foliation visible in host rock.
VEIN PETROLOGY AND STRUCTURE SUMMARY: Brecciated section, pink background, blocky qtz-mgs and late orange carbonate. Vuggy dol veins that account for oxidation of rock

Hole BT1B-70Z Section 3,Top of Section 171.70 (m CCD)

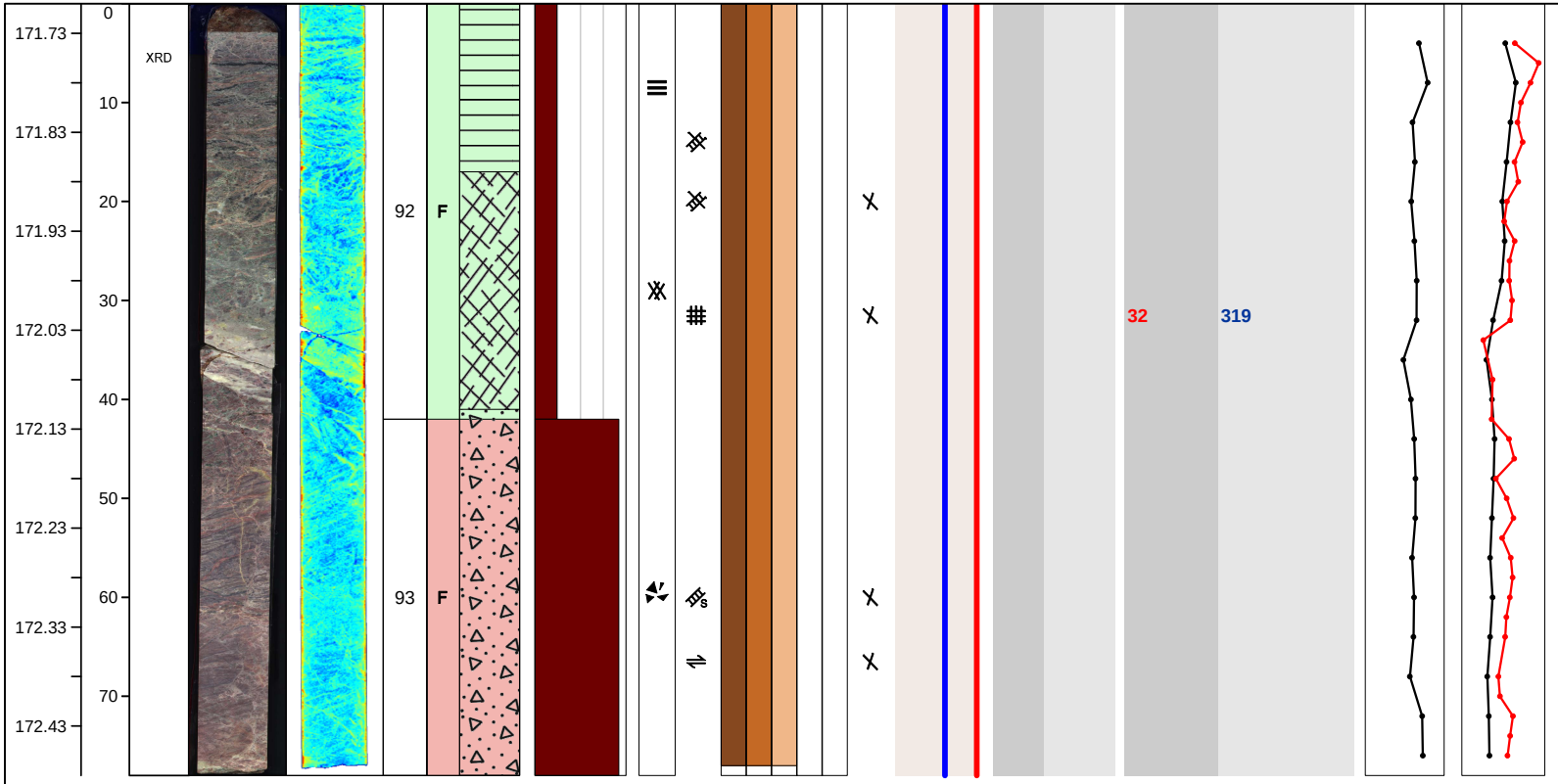

UNIT: 92
ROCK NAME: brecciated fuchsite-bearing listvenite
COLOR: olive grey
HOST ROCK SUMMARY: Brecciated fuchsite-bearing listvenite. Moderate foliation visible in host rock. Dark and hard thin bands between 4 and 23 cm.
VEIN PETROLOGY AND STRUCTURE SUMMARY: Dark pink lamination that may be foliation or early veining has reappered. Cores still brecciated, various types (pink foliated and white blocky) qtz-mgs veins.

UNIT: 93
ROCK NAME: foliated listvenite
COLOR: red
HOST ROCK SUMMARY: Red foliated listvenite with few thick veins cross cutting foliation. Fuchsite abundant in central part of
UNIT. Potential graphite present in pits.
VEIN PETROLOGY AND STRUCTURE SUMMARY: Dark pink lamination that may be foliation or early veining has reappered. Cores still brecciated, various types (pink foliated and white blocky) qtz-mgs veins.

Hole BT1B-70Z Section 4,Top of Section 172.49 (m CCD)

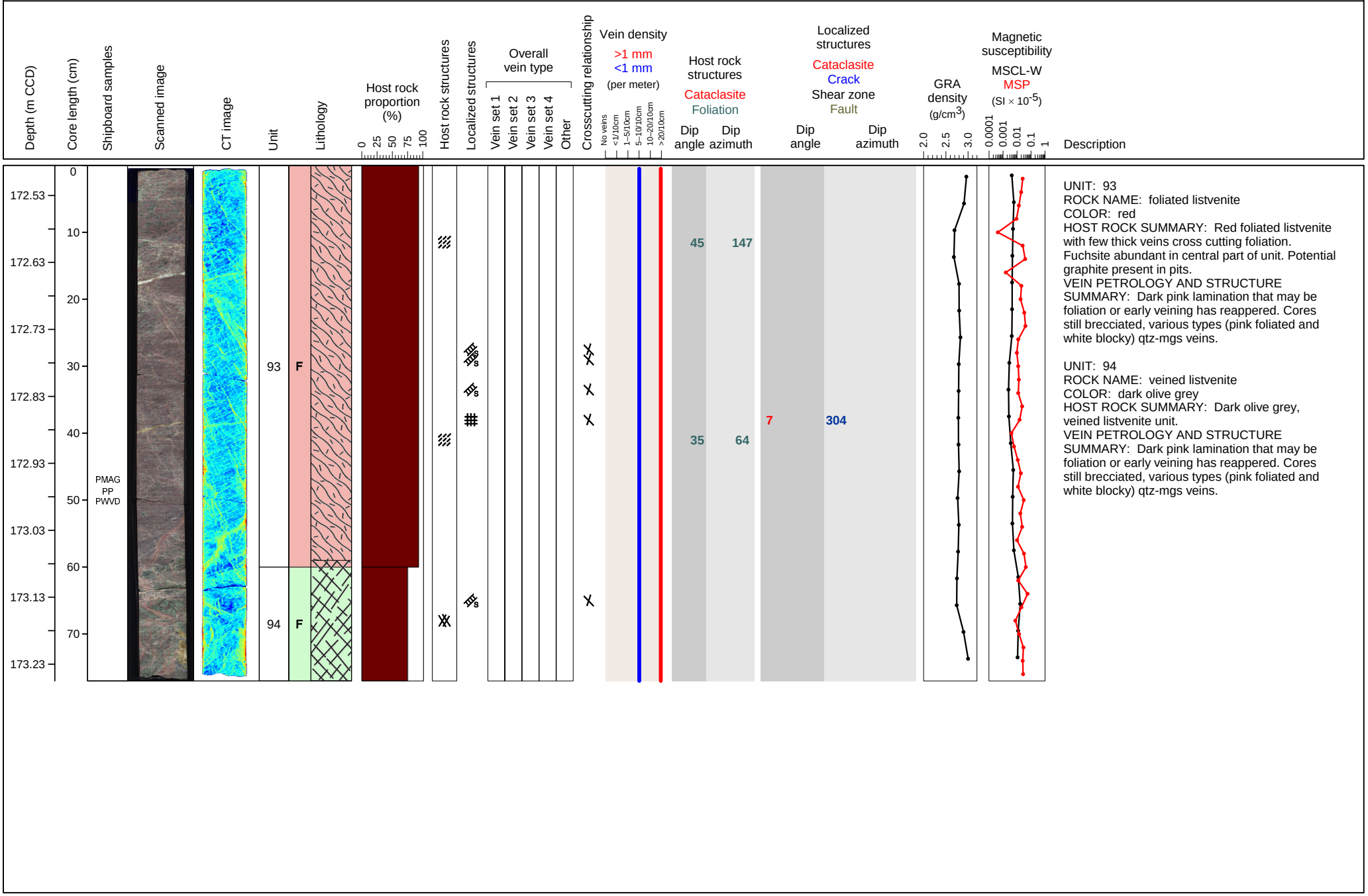

UNIT: 93
ROCK NAME: foliated listvenite
COLOR: red
HOST ROCK SUMMARY: Red foliated listvenite with few thick veins cross cutting foliation. Fuchsite abundant in central part of unit. Potential graphite present in pits.
VEIN PETROLOGY AND STRUCTURE SUMMARY: Dark pink lamination that may be foliation or early veining has reappered. Cores still brecciated, various types (pink foliated and white blocky) qtz-mgs veins.

UNIT: 94
ROCK NAME: veined listvenite
COLOR: dark olive grey
HOST ROCK SUMMARY: Dark olive grey, veined listvenite unit.
VEIN PETROLOGY AND STRUCTURE SUMMARY: Dark pink lamination that may be foliation or early veining has reappered. Cores still brecciated, various types (pink foliated and white blocky) qtz-mgs veins.

Hole BT1B-71Z Section 1,Top of Section 173.20 (m CCD)

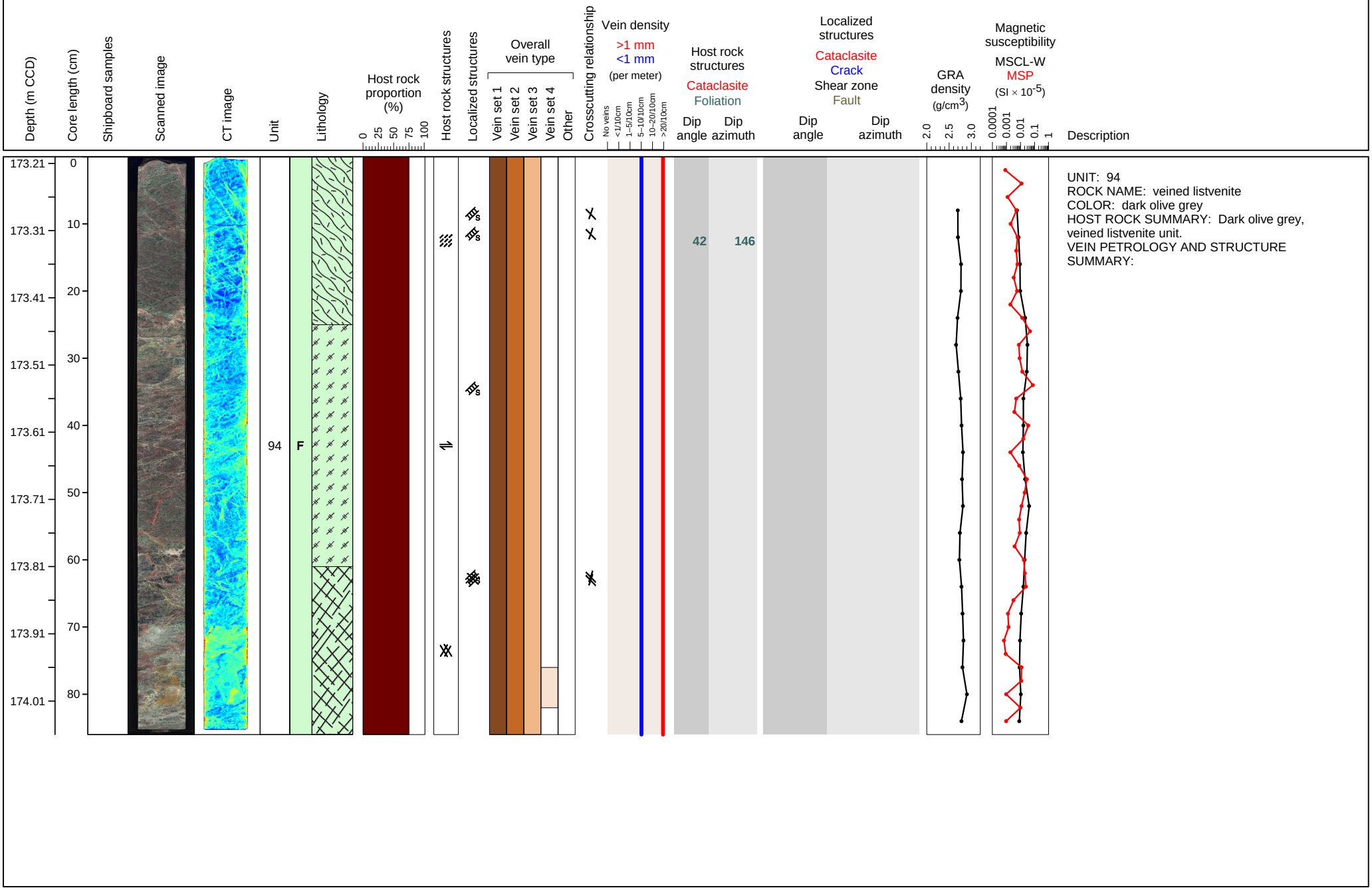

UNIT: 94
ROCK NAME: veined listvenite
COLOR: dark olive grey
HOST ROCK SUMMARY: Dark olive grey, veined listvenite unit.
VEIN PETROLOGY AND STRUCTURE SUMMARY:

Hole BT1B-71Z Section 2,Top of Section 174.06 (m CCD)

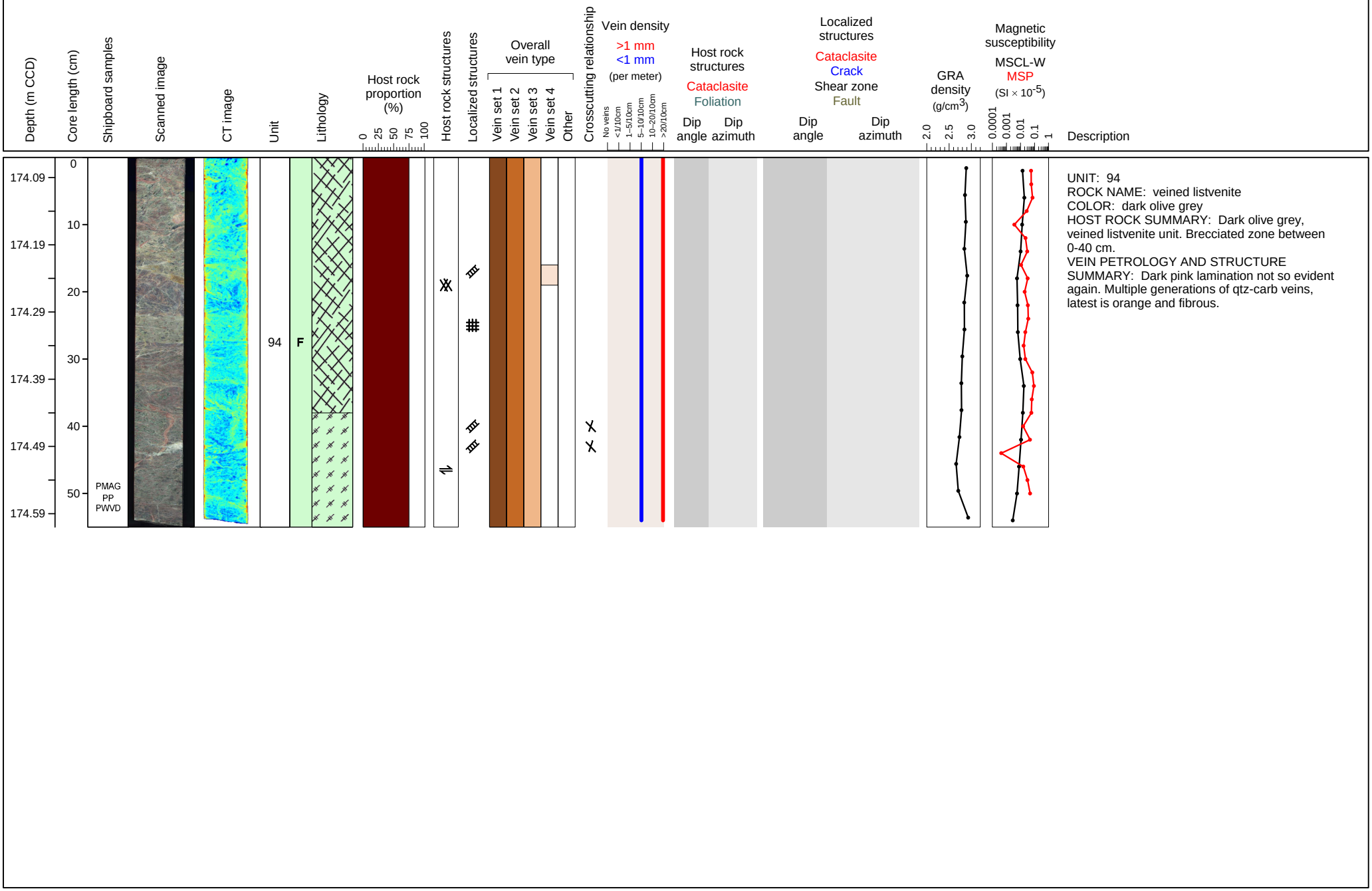

UNIT: 94
ROCK NAME: veined listvenite
COLOR: dark olive grey
HOST ROCK SUMMARY: Dark olive grey, veined listvenite unit. Brecciated zone between 0-40 cm.
VEIN PETROLOGY AND STRUCTURE SUMMARY: Dark pink lamination not so evident again. Multiple generations of qtz-carb veins, latest is orange and fibrous.

Hole BT1B-71Z Section 3,Top of Section 174.61 (m CCD)

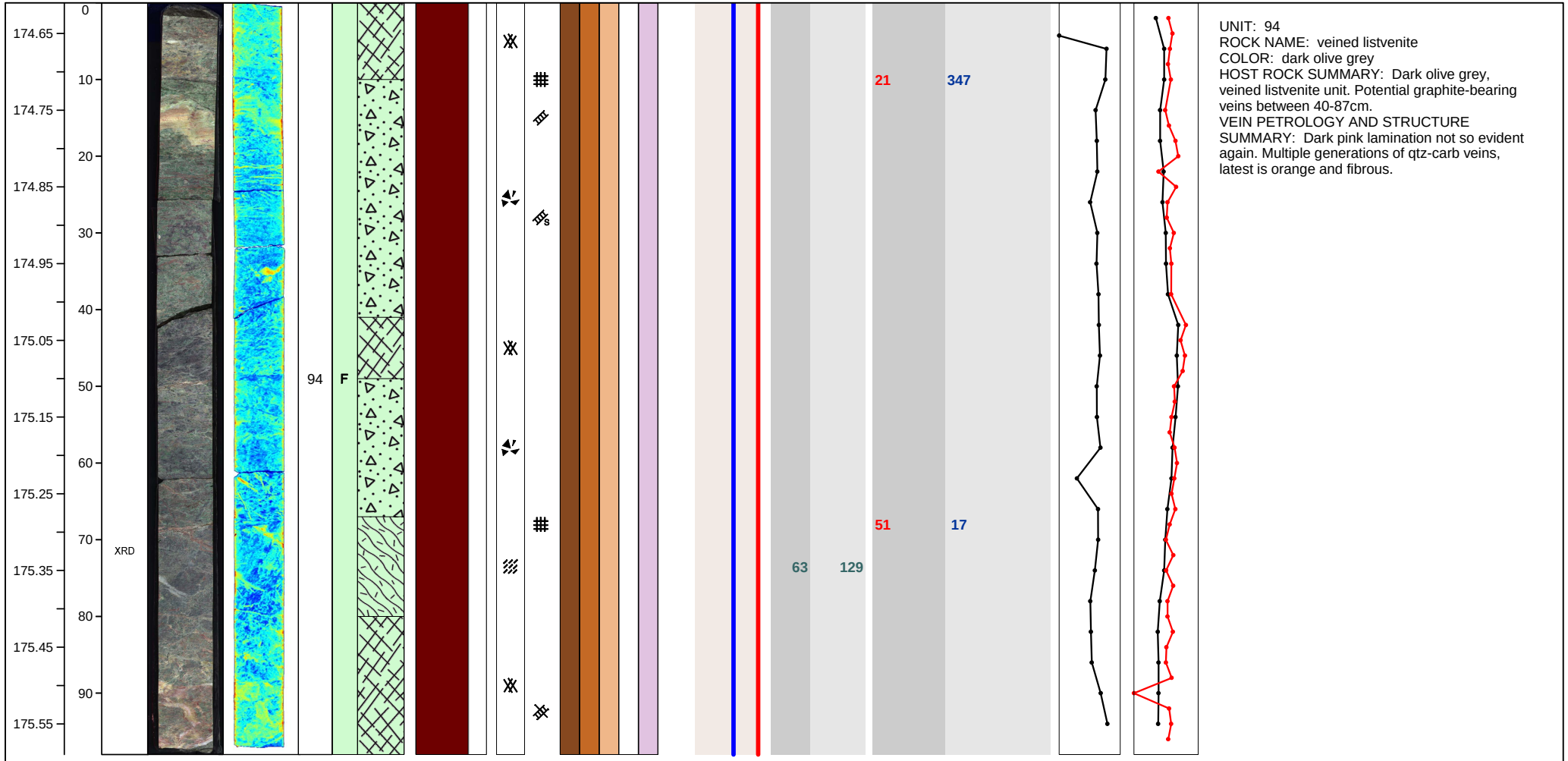

UNIT: 94
ROCK NAME: veined listvenite
COLOR: dark olive grey
HOST ROCK SUMMARY: Dark olive grey, veined listvenite unit. Potential graphite-bearing veins between 40-87cm.
VEIN PETROLOGY AND STRUCTURE SUMMARY: Dark pink lamination not so evident again. Multiple generations of qtz-carb veins, latest is orange and fibrous.

Hole BT1B-71Z Section 4,Top of Section 175.59 (m CCD)

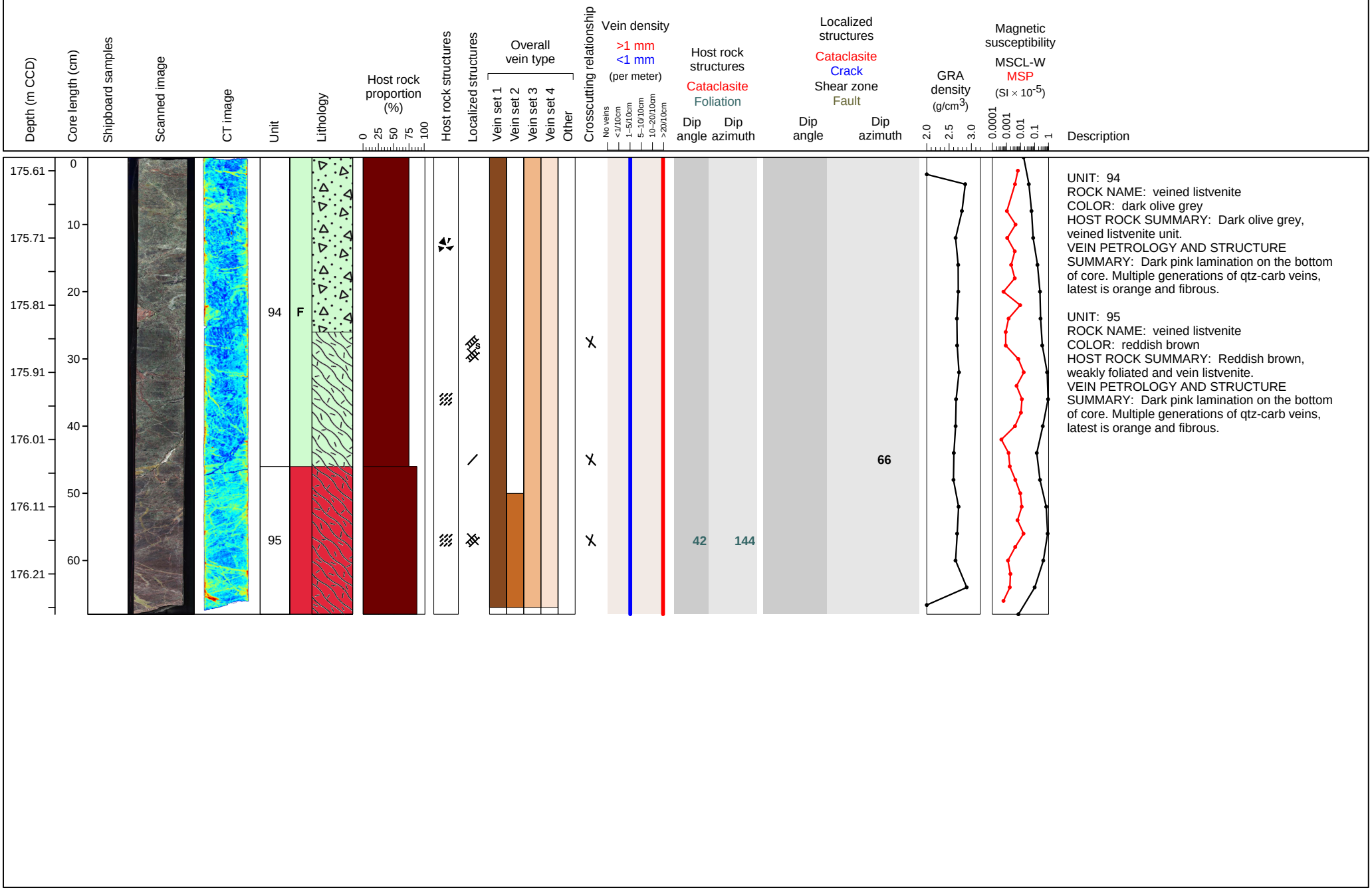

UNIT: 94
ROCK NAME: veined listvenite
COLOR: dark olive grey
HOST ROCK SUMMARY: Dark olive grey, veined listvenite unit.
VEIN PETROLOGY AND STRUCTURE SUMMARY: Dark pink lamination on the bottom of core. Multiple generations of qtz-carb veins, latest is orange and fibrous.

UNIT: 95
ROCK NAME: veined listvenite
COLOR: reddish brown
HOST ROCK SUMMARY: Reddish brown, weakly foliated and vein listvenite.
VEIN PETROLOGY AND STRUCTURE SUMMARY: Dark pink lamination on the bottom of core. Multiple generations of qtz-carb veins, latest is orange and fibrous.

Hole BT1B-72Z Section 1,Top of Section 176.25 (m CCD)

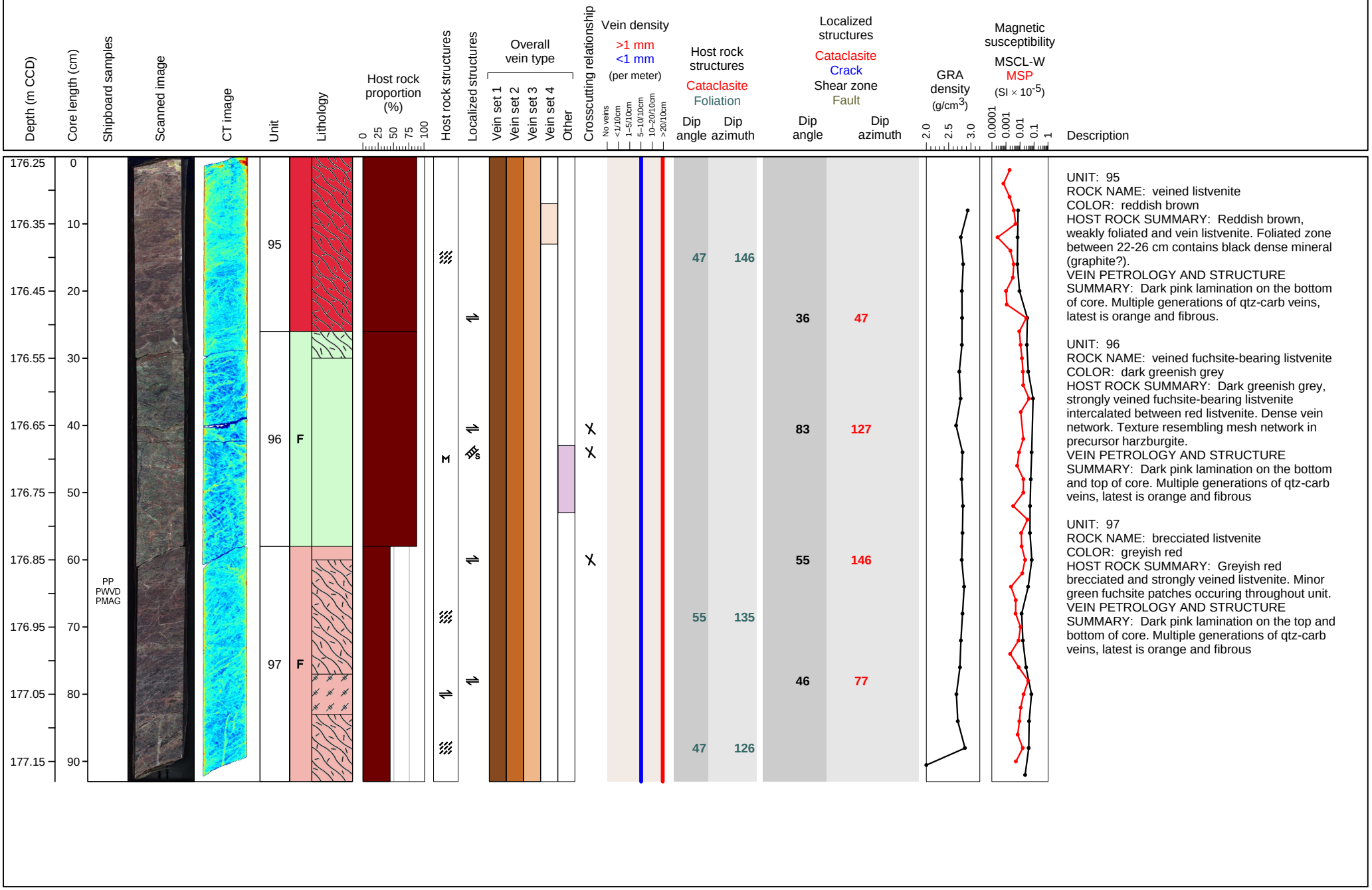

UNIT: 95
ROCK NAME: veined listvenite
COLOR: reddish brown
HOST ROCK SUMMARY: Reddish brown, weakly foliated and vein listvenite. Foliated zone between 22-26 cm contains black dense mineral (graphite?).
VEIN PETROLOGY AND STRUCTURE SUMMARY: Dark pink lamination on the bottom of core. Multiple generations of qtz-carb veins, latest is orange and fibrous.

UNIT: 96
ROCK NAME: veined fuchsite-bearing listvenite
COLOR: dark greenish grey
HOST ROCK SUMMARY: Dark greenish grey, strongly veined fuchsite-bearing listvenite intercalated between red listvenite. Dense vein network. Texture resembling mesh network in precursor harzburgite.
VEIN PETROLOGY AND STRUCTURE SUMMARY: Dark pink lamination on the bottom and top of core. Multiple generations of qtz-carb veins, latest is orange and fibrous

UNIT: 97
ROCK NAME: brecciated listvenite
COLOR: greyish red
HOST ROCK SUMMARY: Greyish red brecciated and strongly veined listvenite. Minor green fuchsite patches occuring throughout unit.
VEIN PETROLOGY AND STRUCTURE SUMMARY: Dark pink lamination on the top and bottom of core. Multiple generations of qtz-carb veins, latest is orange and fibrous

Hole BT1B-72Z Section 2,Top of Section 177.18 (m CCD)

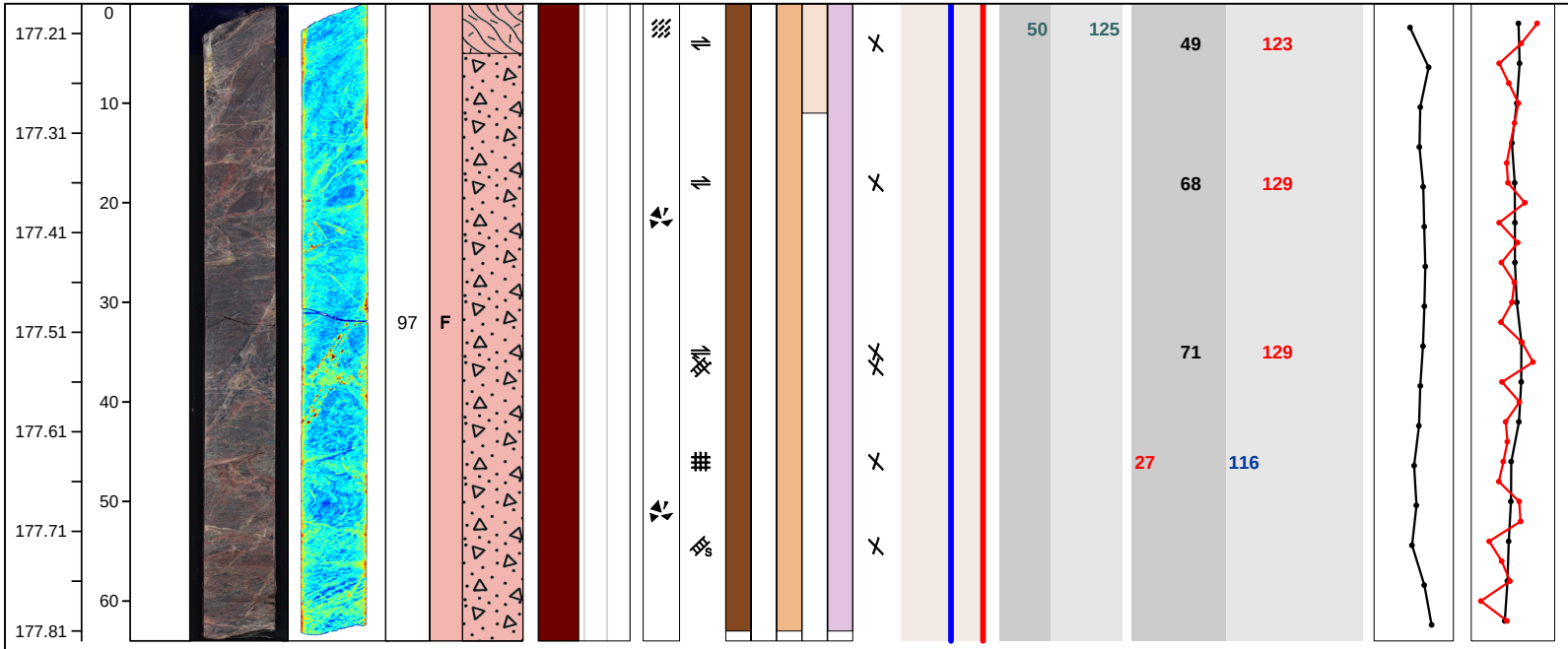

UNIT: 97
ROCK NAME: brecciated listvenite
COLOR: greyish red
HOST ROCK SUMMARY: Greyish red brecciated and strongly veined listvenite with cataclastic zones between 40-44 cm and 48-54 cm. Minor green fuchsite patches occuring throughout unit.
VEIN PETROLOGY AND STRUCTURE SUMMARY: Pink background dominates, multiple generations of qtz-carb veins.

Hole BT1B-72Z Section 3,Top of Section 177.83 (m CCD)

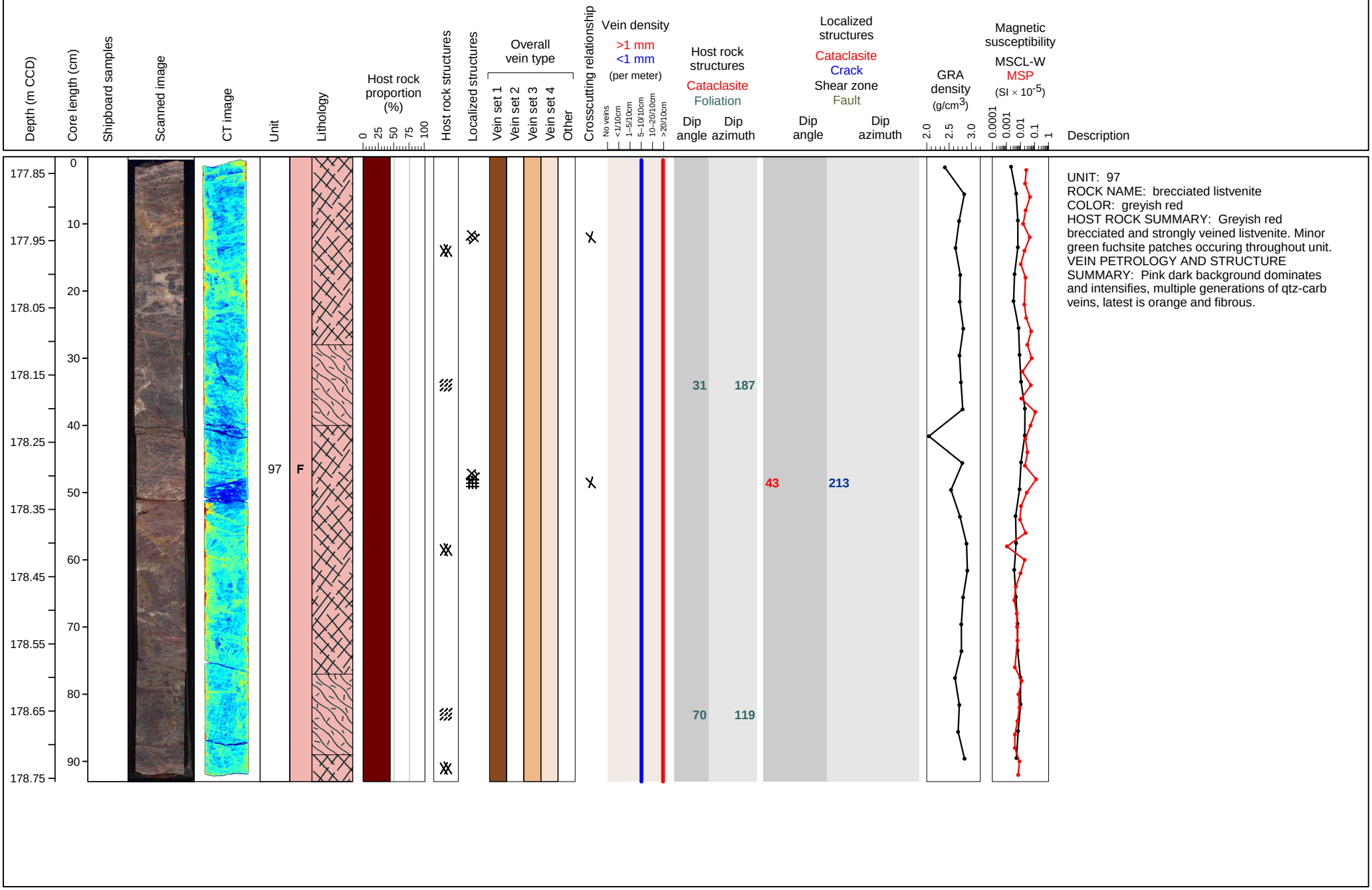

UNIT: 97
ROCK NAME: brecciated listvenite
COLOR: greyish red
HOST ROCK SUMMARY: Greyish red brecciated and strongly veined listvenite. Minor green fuchsite patches occuring throughout unit.
VEIN PETROLOGY AND STRUCTURE SUMMARY: Pink dark background dominates and intensifies, multiple generations of qtz-carb veins, latest is orange and fibrous.

Hole BT1B-72Z Section 4,Top of Section 178.76 (m CCD)

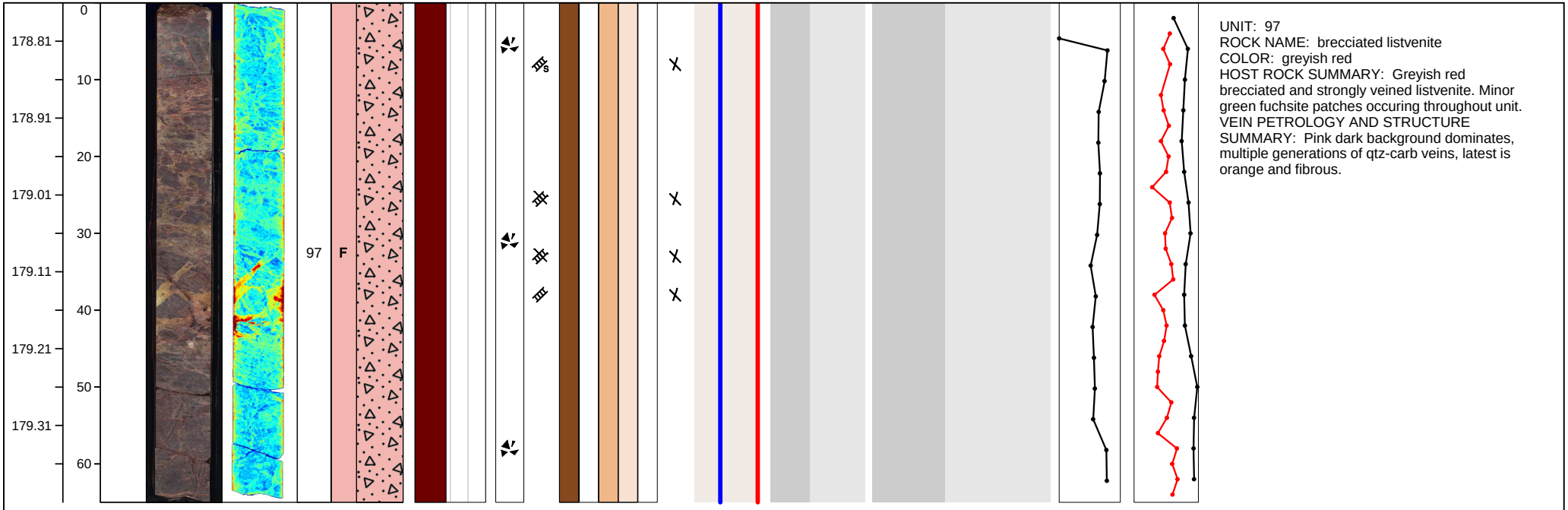

UNIT: 97
ROCK NAME: brecciated listvenite
COLOR: greyish red
HOST ROCK SUMMARY: Greyish red brecciated and strongly veined listvenite. Minor green fuchsite patches occuring throughout unit.
VEIN PETROLOGY AND STRUCTURE SUMMARY: Pink dark background dominates, multiple generations of qtz-carb veins, latest is orange and fibrous.

Hole BT1B-73Z Section 1,Top of Section 179.30 (m CCD)



UNIT: 97
ROCK NAME: brecciated listvenite
COLOR: greyish red
HOST ROCK SUMMARY: Greyish red brecciated and strongly veined listvenite. Dark, mesh textured zones from 65 cm to 73-2 34 cm resembling texture of potential harzburgite precursor. Minor green fuchsite patches occuring throughout unit.
VEIN PETROLOGY AND STRUCTURE SUMMARY: Dark pink lamination on the bottom of core. Multiple generations of qtz-carb veins, latest is orange and fibrous.

Hole BT1B-73Z Section 2,Top of Section 180.27 (m CCD)

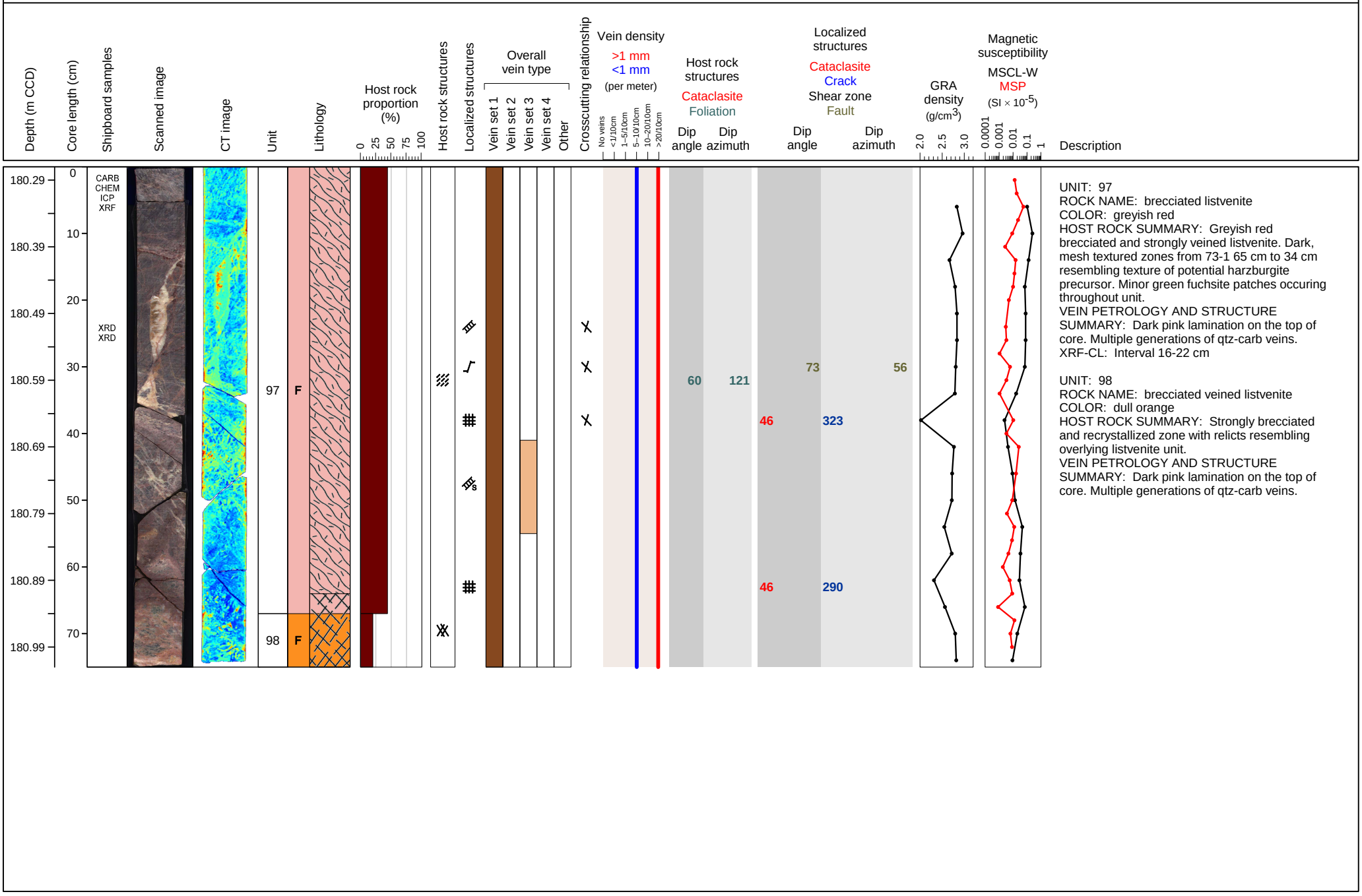

UNIT: 97
ROCK NAME: brecciated listvenite
COLOR: greyish red
HOST ROCK SUMMARY: Greyish red brecciated and strongly veined listvenite. Dark, mesh textured zones from 73-1 65 cm to 34 cm resembling texture of potential harzburgite precursor. Minor green fuchsite patches occuring throughout unit.
VEIN PETROLOGY AND STRUCTURE SUMMARY: Dark pink lamination on the top of core. Multiple generations of qtz-carb veins.
XRF-CL: Interval 16-22 cm

UNIT: 98
ROCK NAME: brecciated veined listvenite
COLOR: dull orange
HOST ROCK SUMMARY: Strongly brecciated and recrystallized zone with relicts resembling overlying listvenite unit.
VEIN PETROLOGY AND STRUCTURE SUMMARY: Dark pink lamination on the top of core. Multiple generations of qtz-carb veins.

Hole BT1B-73Z Section 3,Top of Section 181.02 (m CCD)



UNIT: 98
ROCK NAME: brecciated veined listvenite
COLOR: dull orange
HOST ROCK SUMMARY: Strongly brecciated and recrystallized zone with relicts resembling overlying listvenite unit.
VEIN PETROLOGY AND STRUCTURE SUMMARY: Transition from listvenite to serpentinite is banded. Qtz veins close to contact.

UNIT: 99
ROCK NAME: foliated veined serpentinite
COLOR: dark blueish grey
HOST ROCK SUMMARY: Dark blueish grey, strongly foliated serpentinite in contact with overlying listvenite. Texture resembles mylonite. Foliation is intersected by subvertical carbonate vein that shows a red oxidation halo in the central part of unit. Foliation intensity decreases towards bottom of unit.
VEIN PETROLOGY AND STRUCTURE SUMMARY: Transition from listvenite to serpentinite is banded. Qtz veins close to contact.

UNIT: 100
ROCK NAME: massive veined serpentinite
COLOR: greenish black
HOST ROCK SUMMARY: Greenish black serpentinite, massive appearance with few intersecting veins. Frequent coarse orthopyroxene and possible olivine relict grains.
VEIN PETROLOGY AND STRUCTURE SUMMARY: Transition from listvenite to serpentinite is banded. Qtz veins close to contact.

Hole BT1B-73Z Section 4,Top of Section 181.74 (m CCD)

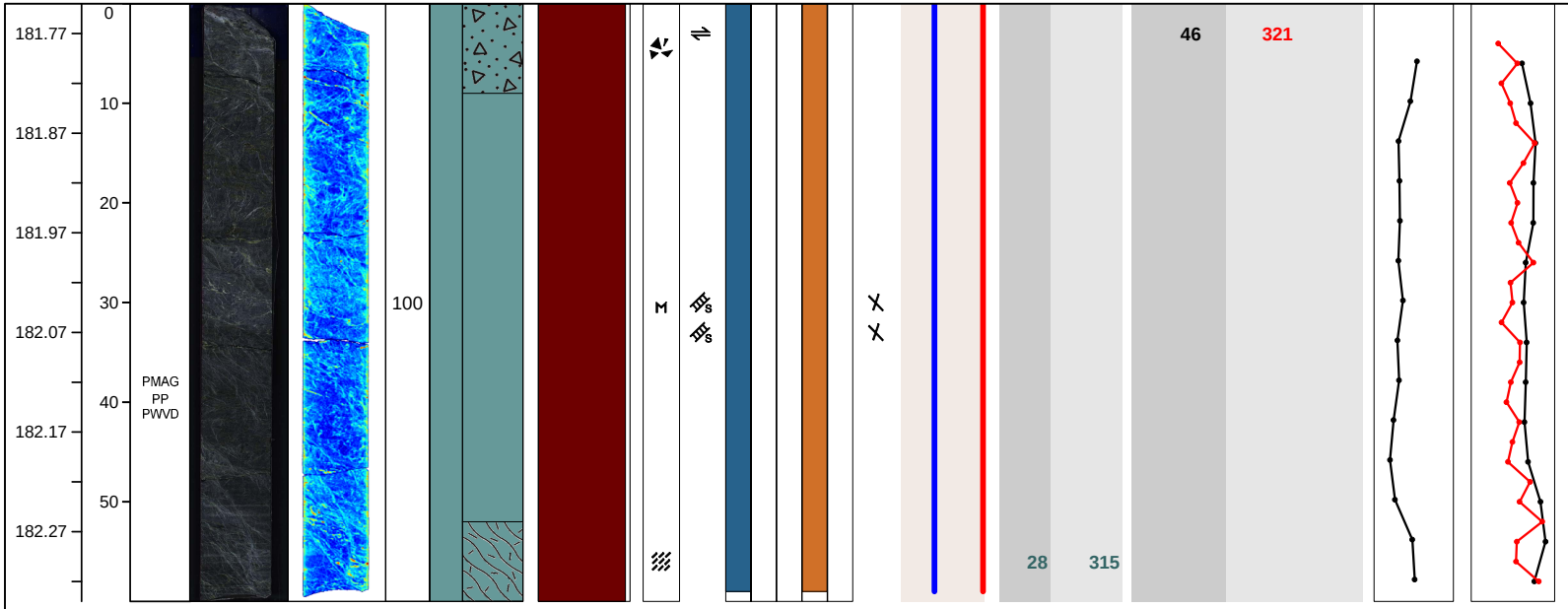

UNIT: 100
ROCK NAME: massive veined serpentinite
COLOR: greenish black
HOST ROCK SUMMARY: Greenish black serpentinite, massive appearance with few intersecting veins. Frequent coarse orthopyroxene and possible olivine relict grains.
VEIN PETROLOGY AND STRUCTURE SUMMARY: Massive serpentinite with mutliple sets of serpentine and carbonate veins.

Hole BT1B-74Z Section 1,Top of Section 182.35 (m CCD)



UNIT: 100
ROCK NAME: massive veined serpentinite
COLOR: greenish black
HOST ROCK SUMMARY: Greenish black serpentinite, massive appearance with few intersecting veins. Frequent coarse orthopyroxene and possible olivine relict grains.
VEIN PETROLOGY AND STRUCTURE SUMMARY: Massive serpentinite with mutliple sets of serpentine and carbonate veins.

UNIT: 101
ROCK NAME: massive serpentinite
COLOR: black
HOST ROCK SUMMARY: Black, dense serpentinite with minor thin veins. Mesh texture with frequently occurring olivine and orthopyroxene relicts.
VEIN PETROLOGY AND STRUCTURE SUMMARY: Massive serpentinite with mutliple sets of serpentine and carbonate veins.

UNIT: 102
ROCK NAME: massive veined serpentinite
COLOR: greenish black
HOST ROCK SUMMARY: Greenish black serpentinite, massive appearance with few intersecting veins. Frequent coarse orthopyroxene and possible olivine relict grains.
VEIN PETROLOGY AND STRUCTURE SUMMARY: Massive serpentinite with mutliple sets of serpentine and carbonate veins.
XRF-CL: Interval 47-71 cm

Hole BT1B-74Z Section 2,Top of Section 183.07 (m CCD)



UNIT: 102
ROCK NAME: massive veined serpentinite
COLOR: greenish black
HOST ROCK SUMMARY: Greenish black serpentinite, massive appearance with few intersecting veins. Frequent coarse orthopyroxene and possible olivine relict grains.
VEIN PETROLOGY AND STRUCTURE SUMMARY: Abundant irregular serp and carb-serp veins.

Hole BT1B-74Z Section 3,Top of Section 183.82 (m CCD)



UNIT: 102
ROCK NAME: massive veined serpentinite
COLOR: greenish black
HOST ROCK SUMMARY: Greenish black serpentinite, massive appearance with few intersecting veins. Frequent coarse orthopyroxene and possible olivine relict grains.
VEIN PETROLOGY AND STRUCTURE SUMMARY: Abundant irregular serp and carb-serp veins.

UNIT: 103
ROCK NAME: massive serpentinite
COLOR: black
HOST ROCK SUMMARY: Black, dense serpentinite with minor thin veins. Mesh texture with frequently occurring olivine and orthopyroxene relicts.
VEIN PETROLOGY AND STRUCTURE SUMMARY: Abundant irregular serp and carb-serp veins.

UNIT: 104
ROCK NAME: veined serpentinite
COLOR: greenish black
HOST ROCK SUMMARY: Greenish black serpentinite, massive appearance with few intersecting veins. Frequent coarse orthopyroxene and possible olivine relict grains.
VEIN PETROLOGY AND STRUCTURE SUMMARY: Abundant irregular serp and carb-serp veins.

Hole BT1B-74Z Section 4,Top of Section 184.62 (m CCD)



UNIT: 104
ROCK NAME: veined serpentinite
COLOR: greenish black
HOST ROCK SUMMARY: Greenish black serpentinite, massive appearance with few intersecting veins. Frequent coarse orthopyroxene and possible olivine relict grains.
VEIN PETROLOGY AND STRUCTURE SUMMARY: Abundant irregular serp and carb-serp veins. Strong deformation: shearing, folding and offsets of veins.

UNIT: 105
ROCK NAME: foliated veined serpentinite
COLOR: greenish black
HOST ROCK SUMMARY: Greenish black, strongly veined and foliated serpentinite. Foliation variable but strongest at the top and bottom of unit, especially right above the contact with the underlying listvenite. Fe oxide/hydroxide present in veins.
VEIN PETROLOGY AND STRUCTURE SUMMARY: Abundant irregular serp and carb-serp veins. Strong deformation: shearing, folding and offsets of veins.

Hole BT1B-75Z Section 1,Top of Section 185.40 (m CCD)

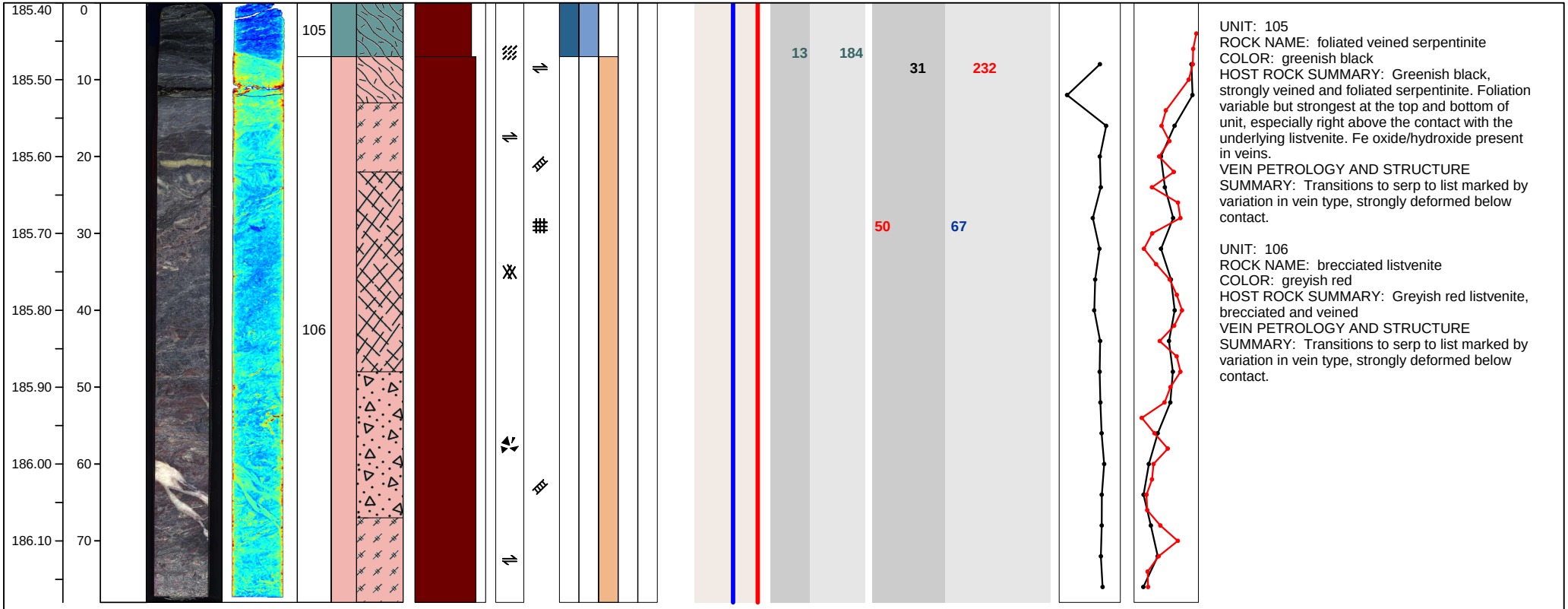

UNIT: 105
ROCK NAME: foliated veined serpentinite
COLOR: greenish black
HOST ROCK SUMMARY: Greenish black, strongly veined and foliated serpentinite. Foliation variable but strongest at the top and bottom of unit, especially right above the contact with the underlying listvenite. Fe oxide/hydroxide present in veins.
VEIN PETROLOGY AND STRUCTURE SUMMARY: Transitions to serp to list marked by variation in vein type, strongly deformed below contact.

UNIT: 106
ROCK NAME: brecciated listvenite
COLOR: greyish red
HOST ROCK SUMMARY: Greyish red listvenite, brecciated and veined
VEIN PETROLOGY AND STRUCTURE SUMMARY: Transitions to serp to list marked by variation in vein type, strongly deformed below contact.

Hole BT1B-75Z Section 2,Top of Section 186.19 (m CCD)

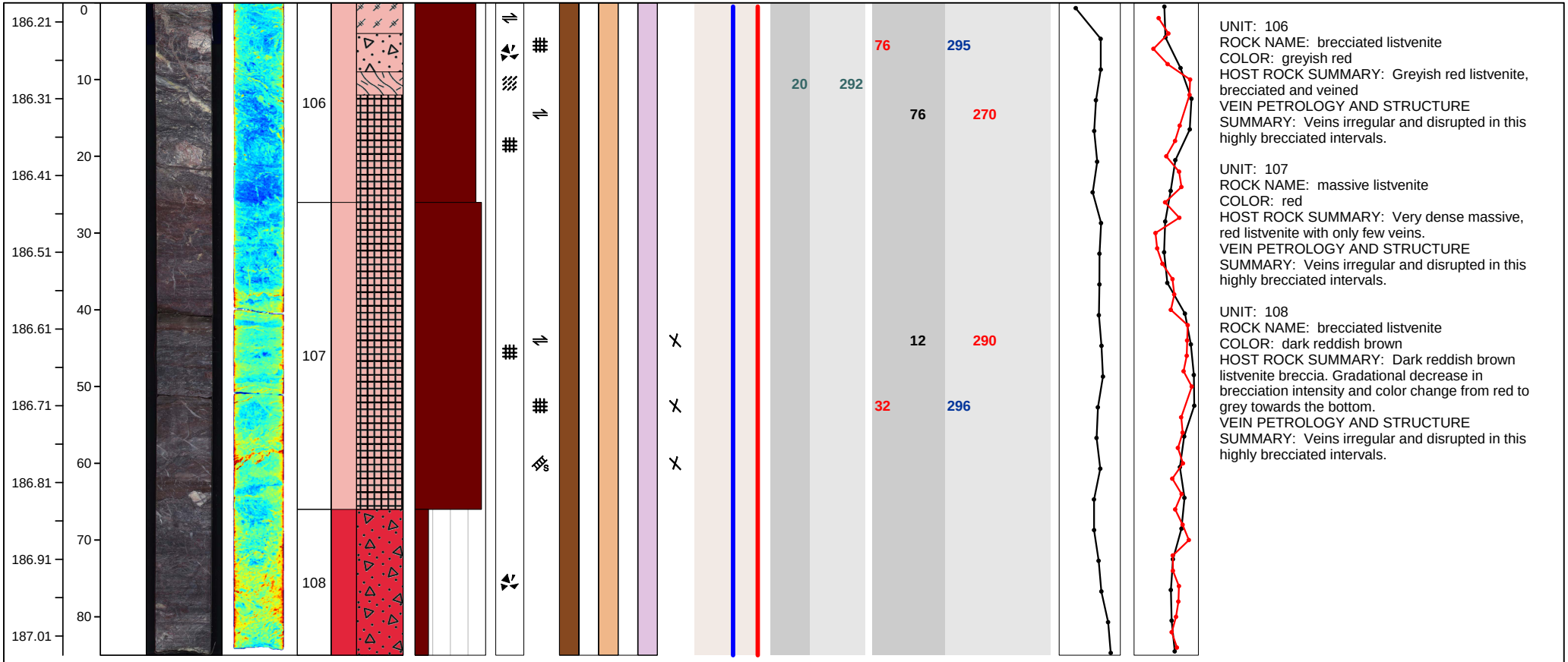

UNIT: 106
ROCK NAME: brecciated listvenite
COLOR: greyish red
HOST ROCK SUMMARY: Greyish red listvenite, brecciated and veined
VEIN PETROLOGY AND STRUCTURE SUMMARY: Veins irregular and disrupted in this highly brecciated intervals.

UNIT: 107
ROCK NAME: massive listvenite
COLOR: red
HOST ROCK SUMMARY: Very dense massive, red listvenite with only few veins.
VEIN PETROLOGY AND STRUCTURE SUMMARY: Veins irregular and disrupted in this highly brecciated intervals.

UNIT: 108
ROCK NAME: brecciated listvenite
COLOR: dark reddish brown
HOST ROCK SUMMARY: Dark reddish brown listvenite breccia. Gradational decrease in brecciation intensity and color change from red to grey towards the bottom.
VEIN PETROLOGY AND STRUCTURE SUMMARY: Veins irregular and disrupted in this highly brecciated intervals.

Hole BT1B-75Z Section 3,Top of Section 187.04 (m CCD)



UNIT: 108
ROCK NAME: brecciated listvenite
COLOR: dark reddish brown
HOST ROCK SUMMARY: Dark reddish brown listvenite breccia. Gradational decrease in brecciation intensity and color change from red to grey towards the bottom.
VEIN PETROLOGY AND STRUCTURE SUMMARY: Veins irregular and disrupted in this highly brecciated intervals.

Hole BT1B-75Z Section 4,Top of Section 187.82 (m CCD)

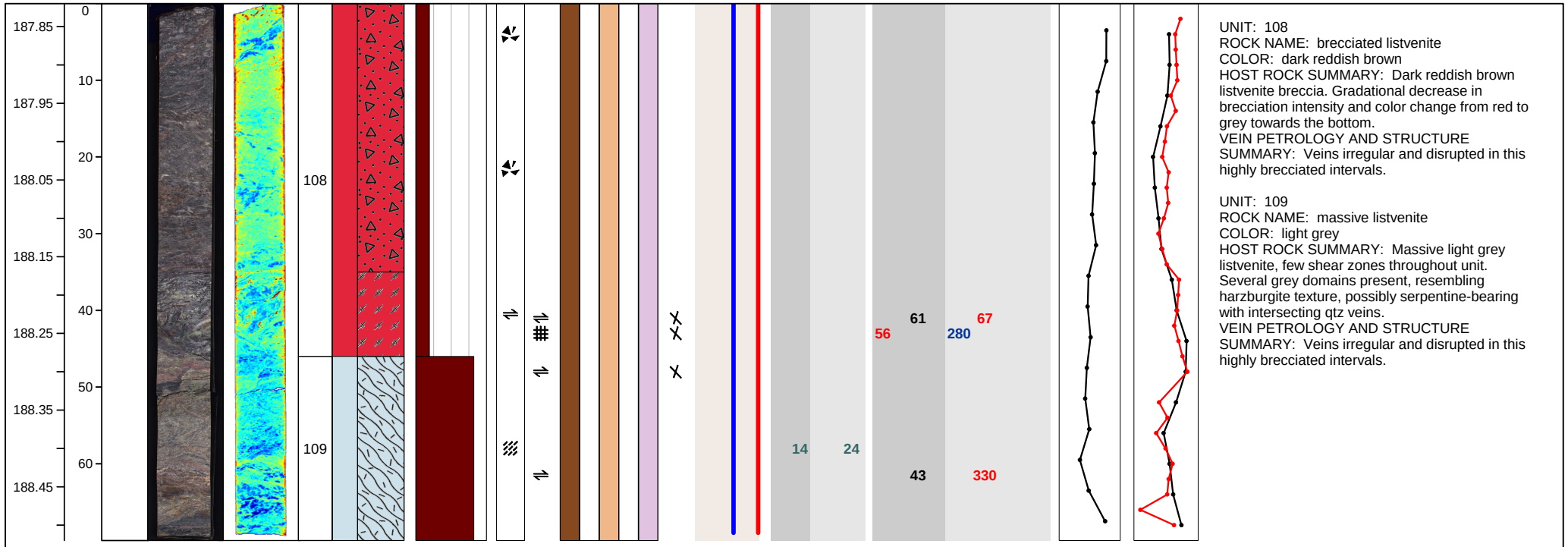

UNIT: 108
ROCK NAME: brecciated listvenite
COLOR: dark reddish brown
HOST ROCK SUMMARY: Dark reddish brown listvenite breccia. Gradational decrease in brecciation intensity and color change from red to grey towards the bottom.
VEIN PETROLOGY AND STRUCTURE SUMMARY: Veins irregular and disrupted in this highly brecciated intervals.

UNIT: 109
ROCK NAME: massive listvenite
COLOR: light grey
HOST ROCK SUMMARY: Massive light grey listvenite, few shear zones throughout unit. Several grey domains present, resembling harzburgite texture, possibly serpentine-bearing with intersecting qtz veins.
VEIN PETROLOGY AND STRUCTURE SUMMARY: Veins irregular and disrupted in this highly brecciated intervals.

Hole BT1B-76Z Section 1,Top of Section 188.45 (m CCD)



UNIT: 109
ROCK NAME: massive listvenite
COLOR: light grey
HOST ROCK SUMMARY: Massive light grey listvenite, few shear zones throughout UNIT. Several grey domains present, resembling harzburgite texture, possibly serpentine-bearing with intersecting qtz veins.
VEIN PETROLOGY AND STRUCTURE SUMMARY: Veins irregular and disrupted in this highly brecciated intervals.

UNIT: 110
ROCK NAME: brecciated listvenite
COLOR: reddish brown
HOST ROCK SUMMARY: Brecciated reddish brown listvenite.
VEIN PETROLOGY AND STRUCTURE SUMMARY: Veins irregular and disrupted in this highly brecciated intervals.

Hole BT1B-76Z Section 2,Top of Section 189.18 (m CCD)



UNIT: 110
ROCK NAME: brecciated listvenite
COLOR: reddish brown
HOST ROCK SUMMARY: Brecciated reddish brown listvenite.
VEIN PETROLOGY AND STRUCTURE SUMMARY: Veins irregular and disrupted in this highly brecciated intervals.

Hole BT1B-76Z Section 3,Top of Section 190.02 (m CCD)

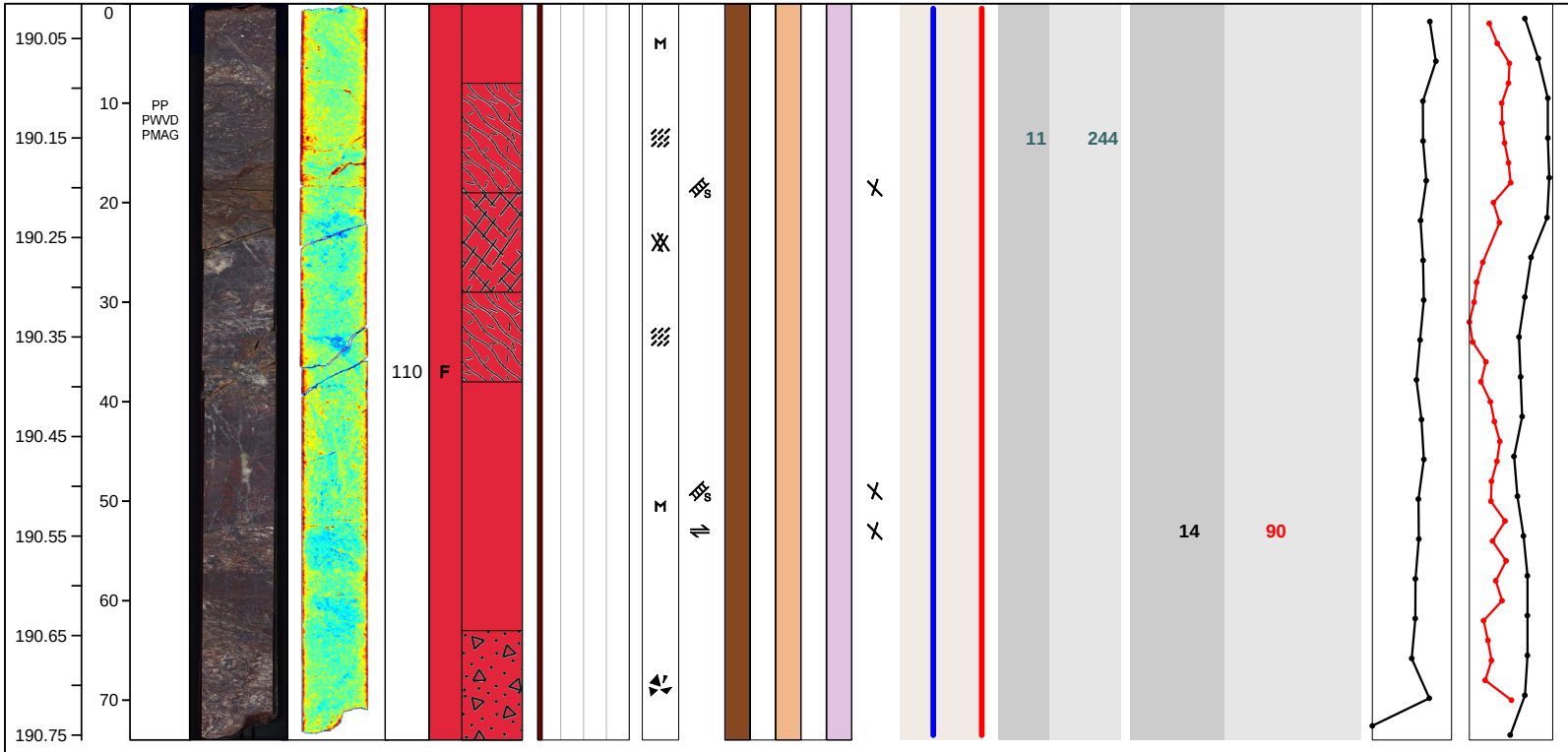

UNIT: 110
ROCK NAME: brecciated listvenite
COLOR: reddish brown
HOST ROCK SUMMARY: Brecciated reddish brown listvenite.
VEIN PETROLOGY AND STRUCTURE SUMMARY: Veins irregular and disrupted in this highly brecciated intervals.

Hole BT1B-76Z Section 4,Top of Section 190.76 (m CCD)



UNIT: 110
ROCK NAME: brecciated listvenite
COLOR: reddish brown
HOST ROCK SUMMARY: Brecciated reddish brown listvenite.
VEIN PETROLOGY AND STRUCTURE SUMMARY: Veins irregular and disrupted in this highly brecciated intervals.

Hole BT1B-77Z Section 1,Top of Section 191.50 (m CCD)

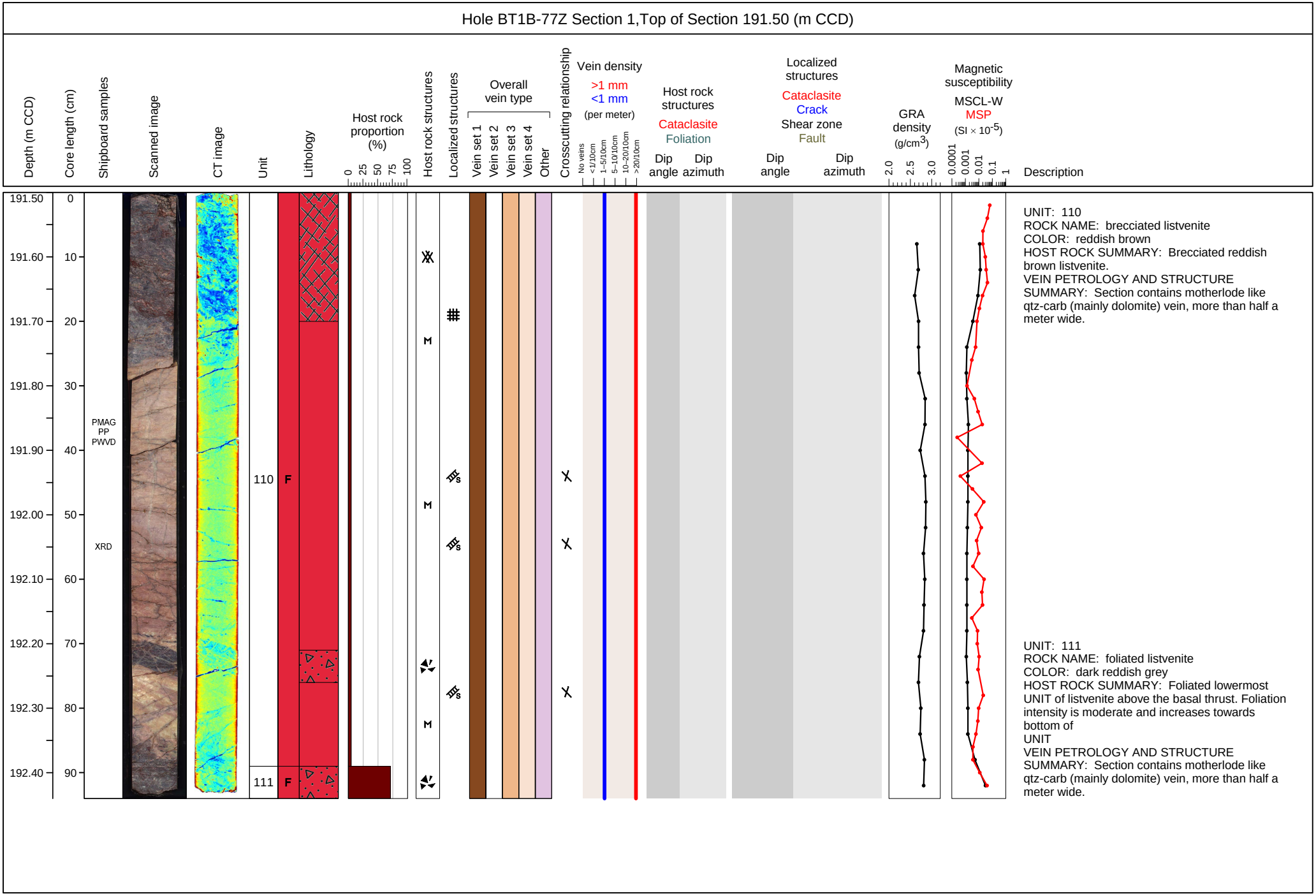

UNIT: 110
ROCK NAME: brecciated listvenite
COLOR: reddish brown
HOST ROCK SUMMARY: Brecciated reddish brown listvenite.
VEIN PETROLOGY AND STRUCTURE SUMMARY: Section contains motherlode like qtz-carb (mainly dolomite) vein, more than half a meter wide.

UNIT: 111
ROCK NAME: foliated listvenite
COLOR: dark reddish grey
HOST ROCK SUMMARY: Foliated lowermost UNIT of listvenite above the basal thrust. Foliation intensity is moderate and increases towards bottom of
UNIT
VEIN PETROLOGY AND STRUCTURE SUMMARY: Section contains motherlode like qtz-carb (mainly dolomite) vein, more than half a meter wide.

Hole BT1B-77Z Section 2,Top of Section 192.45 (m CCD)

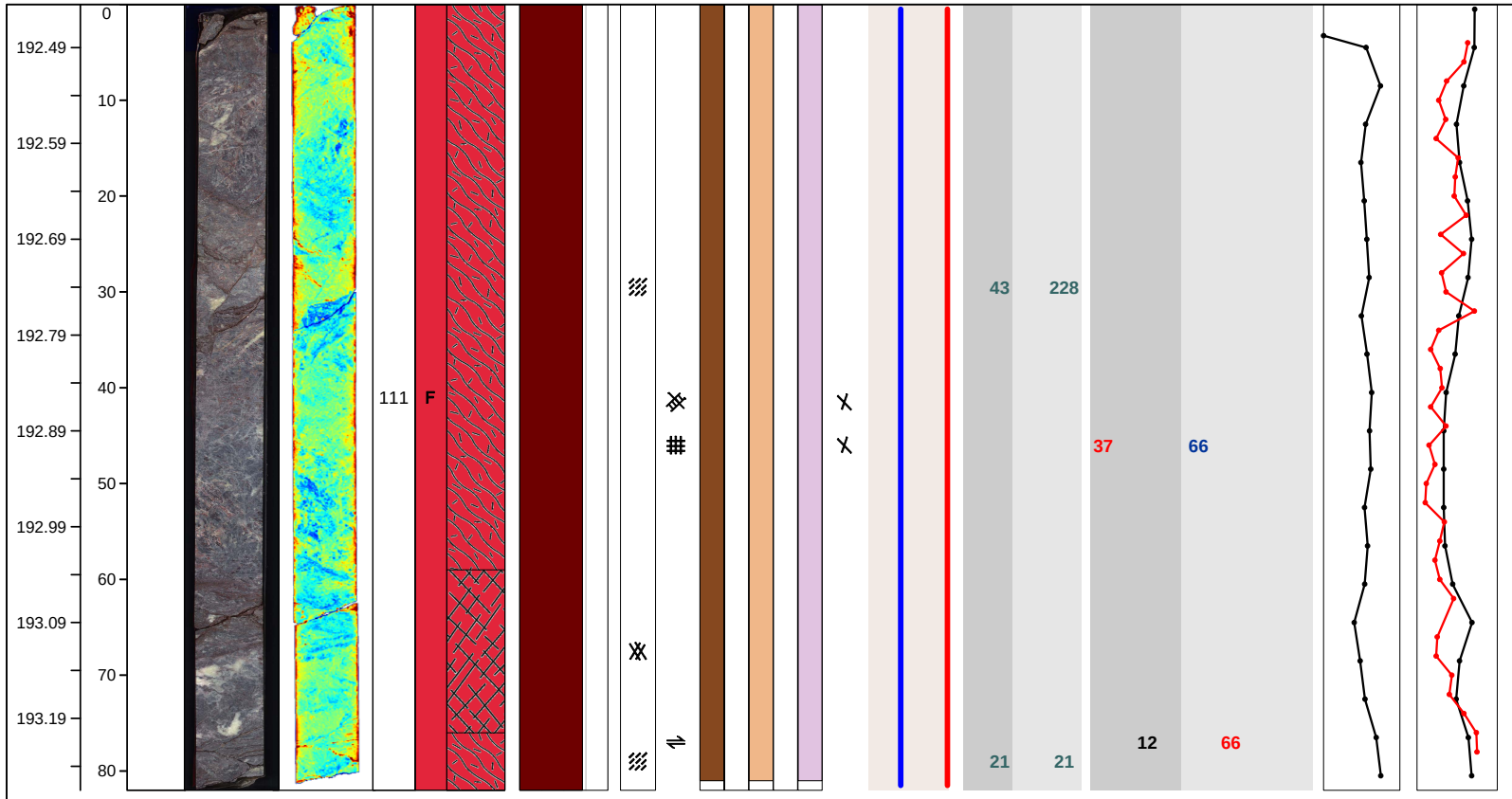

UNIT: 111
ROCK NAME: foliated listvenite
COLOR: dark reddish grey
HOST ROCK SUMMARY: Foliated lowermost unit of listvenite above the basal thrust. Foliation intensity is moderate and increases towards bottom of unit
VEIN PETROLOGY AND STRUCTURE SUMMARY: Veins irregular and disrupted in this highly brecciated interval.

Hole BT1B-77Z Section 3,Top of Section 193.27 (m CCD)



UNIT: 111
ROCK NAME: foliated listvenite
COLOR: dark reddish grey
HOST ROCK SUMMARY: Foliated lowermost unit of listvenite above the basal thrust. Foliation intensity is moderate and increases towards bottom of unit
VEIN PETROLOGY AND STRUCTURE SUMMARY: Veins irregular and disrupted in this highly brecciated interval.

Hole BT1B-77Z Section 4,Top of Section 194.12 (m CCD)

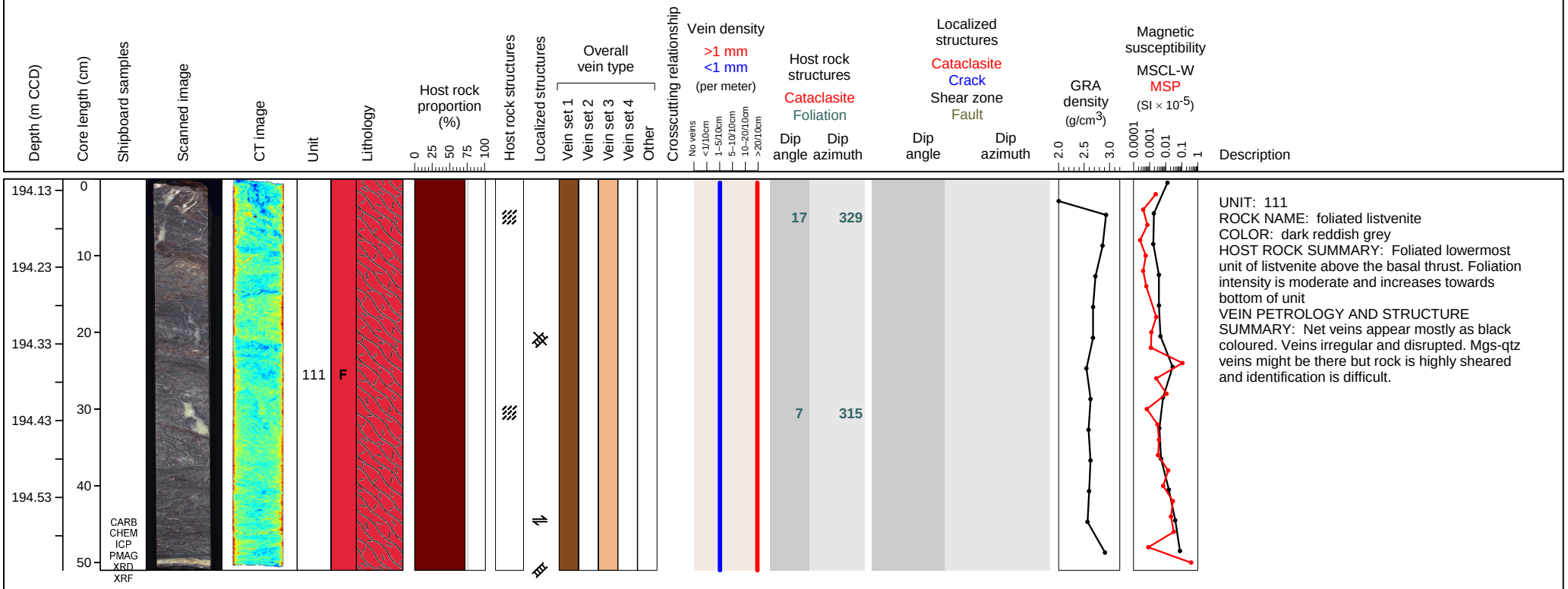

UNIT: 111
ROCK NAME: foliated listvenite
COLOR: dark reddish grey
HOST ROCK SUMMARY: Foliated lowermost unit of listvenite above the basal thrust. Foliation intensity is moderate and increases towards bottom of unit
VEIN PETROLOGY AND STRUCTURE SUMMARY: Net veins appear mostly as black coloured. Veins irregular and disrupted. Mgs-qtz veins might be there but rock is highly sheared and identification is difficult.

Hole BT1B-78Z Section 1,Top of Section 194.55 (m CCD)

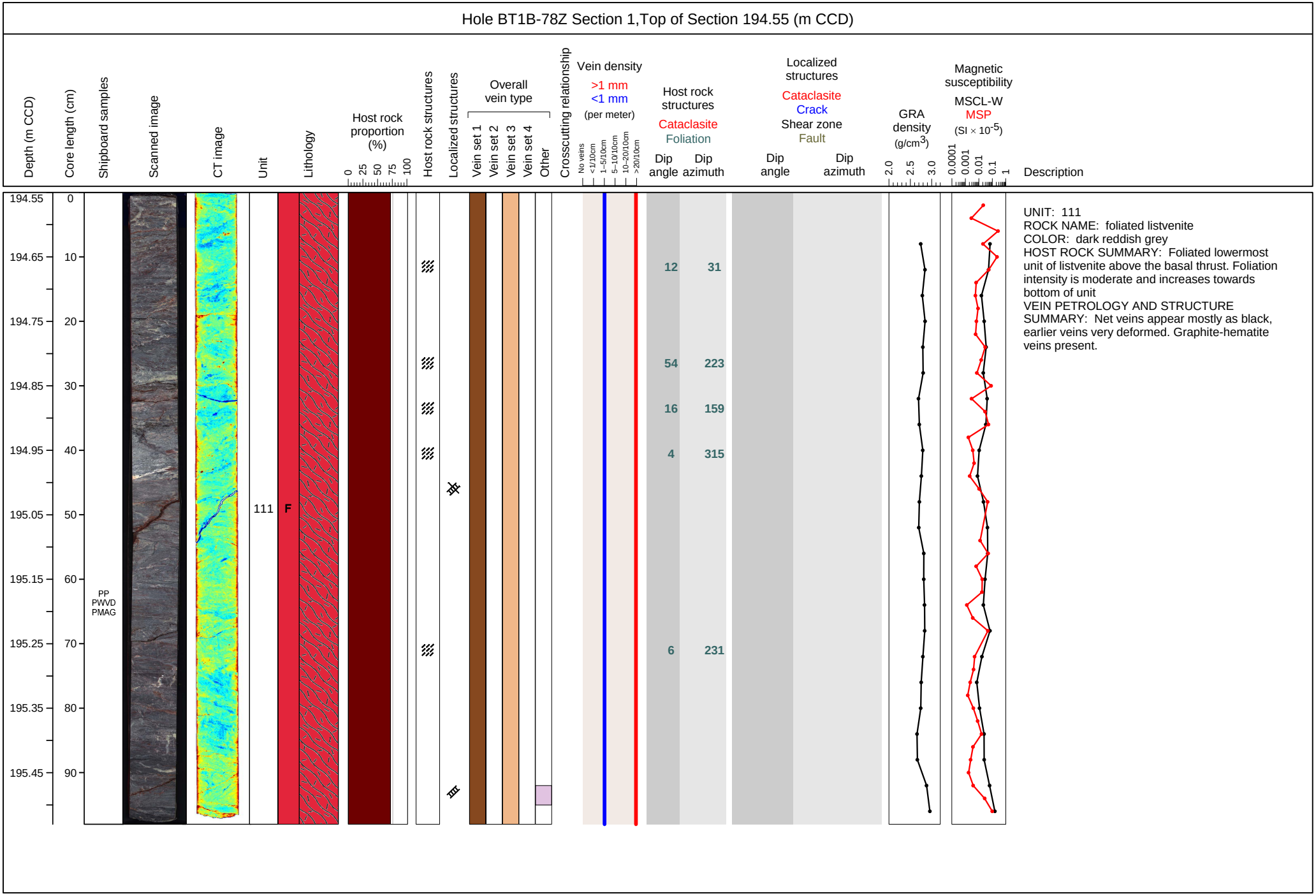

Hole BT1B-78Z Section 2,Top of Section 195.53 (m CCD)

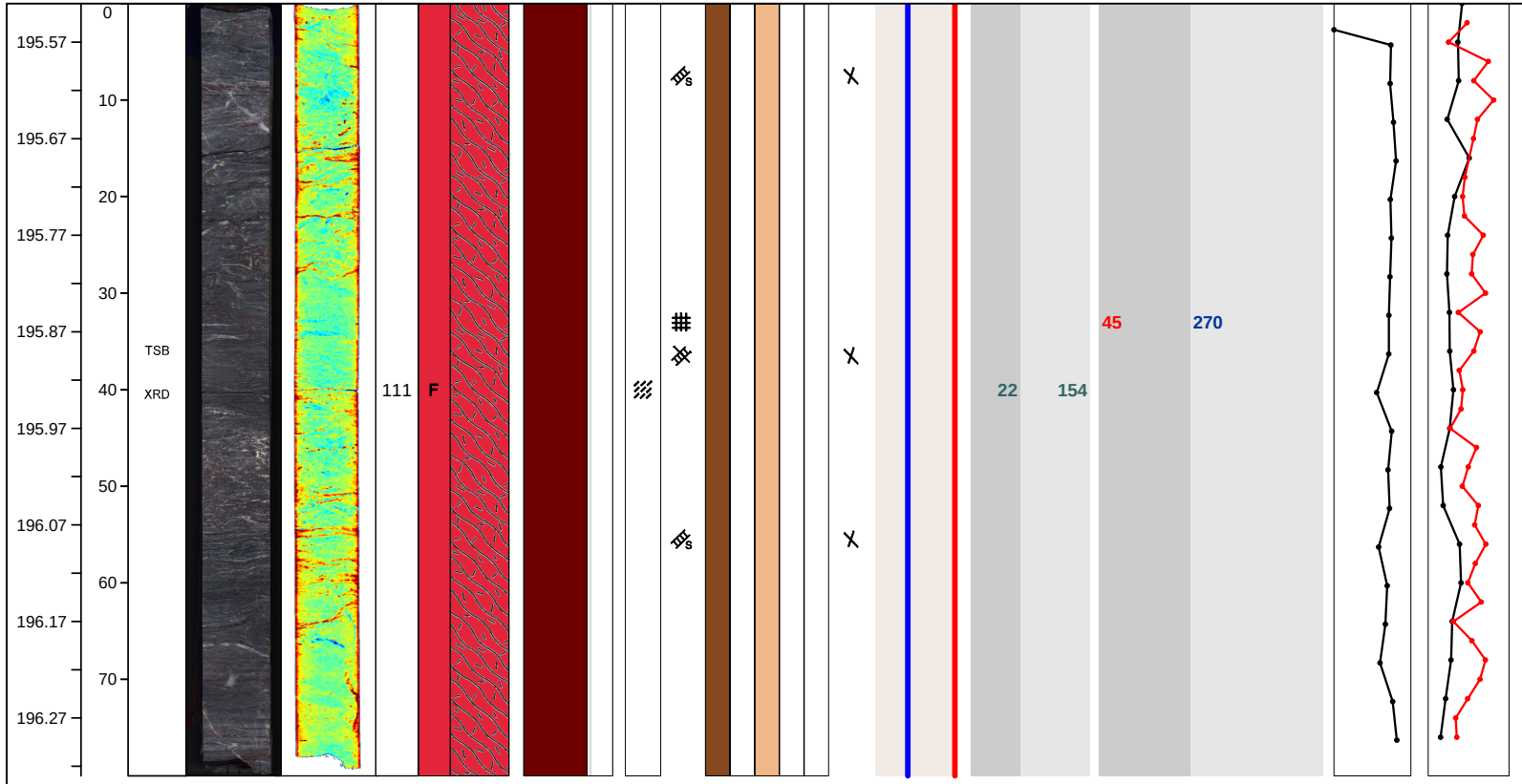

UNIT: 111
ROCK NAME: foliated listvenite
COLOR: dark reddish grey
HOST ROCK SUMMARY: Foliated lowermost unit of listvenite above the basal thrust. Foliation intensity is moderate and increases towards bottom of unit
VEIN PETROLOGY AND STRUCTURE SUMMARY: Net veins appear mostly as black, earlier veins very deformed. Graphite-hematite veins present.

Hole BT1B-78Z Section 3,Top of Section 196.33 (m CCD)



UNIT: 111
ROCK NAME: foliated listvenite
COLOR: dark reddish grey
HOST ROCK SUMMARY: Foliated lowermost unit of listvenite above the basal thrust. Foliation intensity is moderate and increases towards bottom of unit
VEIN PETROLOGY AND STRUCTURE SUMMARY:

UNIT: 112
ROCK NAME: foliated other
COLOR: dark greenish grey
HOST ROCK SUMMARY: Fault gouge at basal thrust separating listvenite from underlying metamorphic sole. Fault gouge seems primarily developed in top part of underlying ultramafics.
VEIN PETROLOGY AND STRUCTURE SUMMARY:

Hole BT1B-79Z Section 1,Top of Section 197.60 (m CCD)

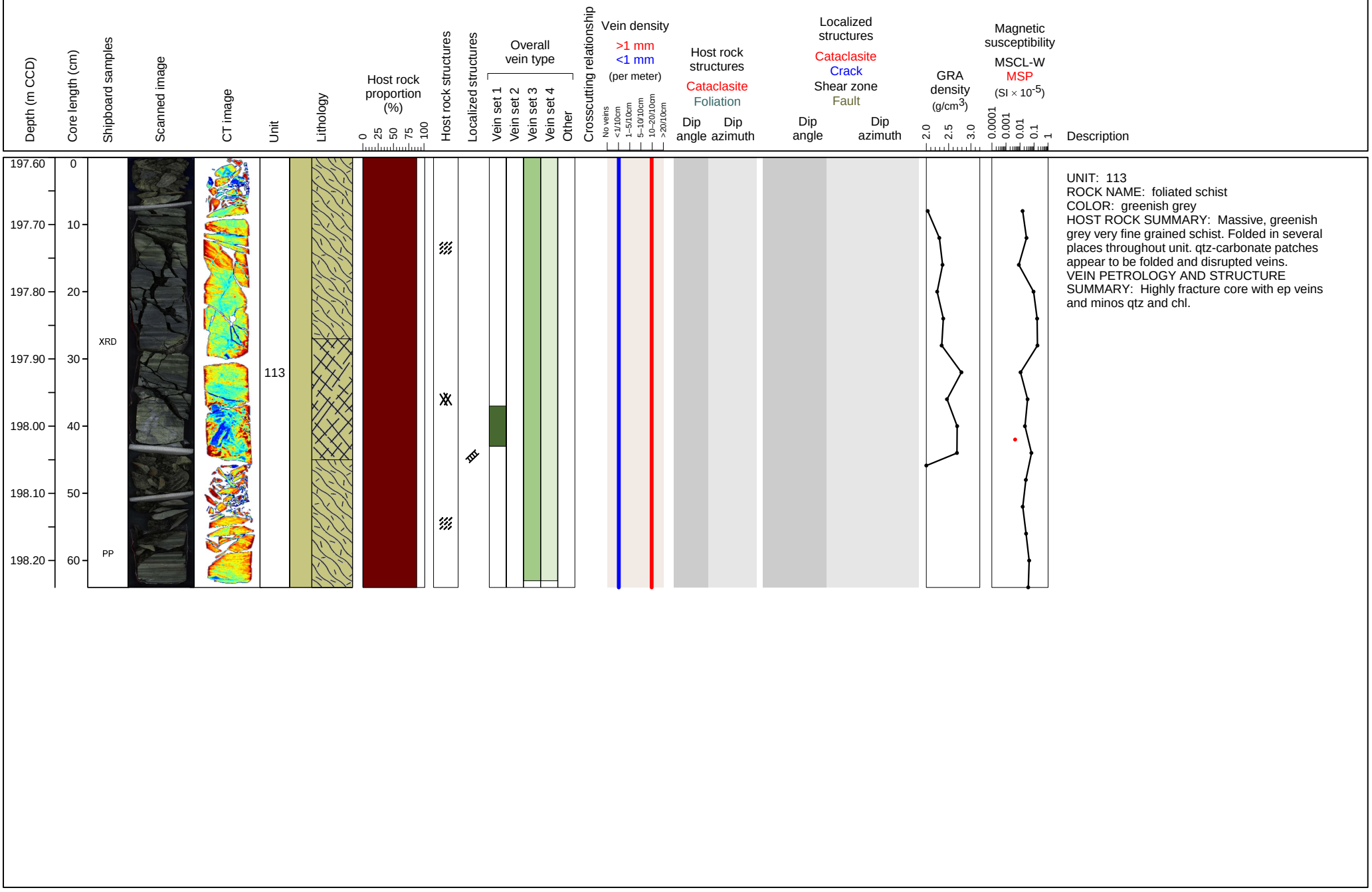

UNIT: 113
ROCK NAME: foliated schist
COLOR: greenish grey
HOST ROCK SUMMARY: Massive, greenish grey very fine grained schist. Folded in several places throughout unit. qtz-carbonate patches appear to be folded and disrupted veins.
VEIN PETROLOGY AND STRUCTURE SUMMARY: Highly fracture core with ep veins and minos qtz and chl.

Hole BT1B-79Z Section 2,Top of Section 198.24 (m CCD)

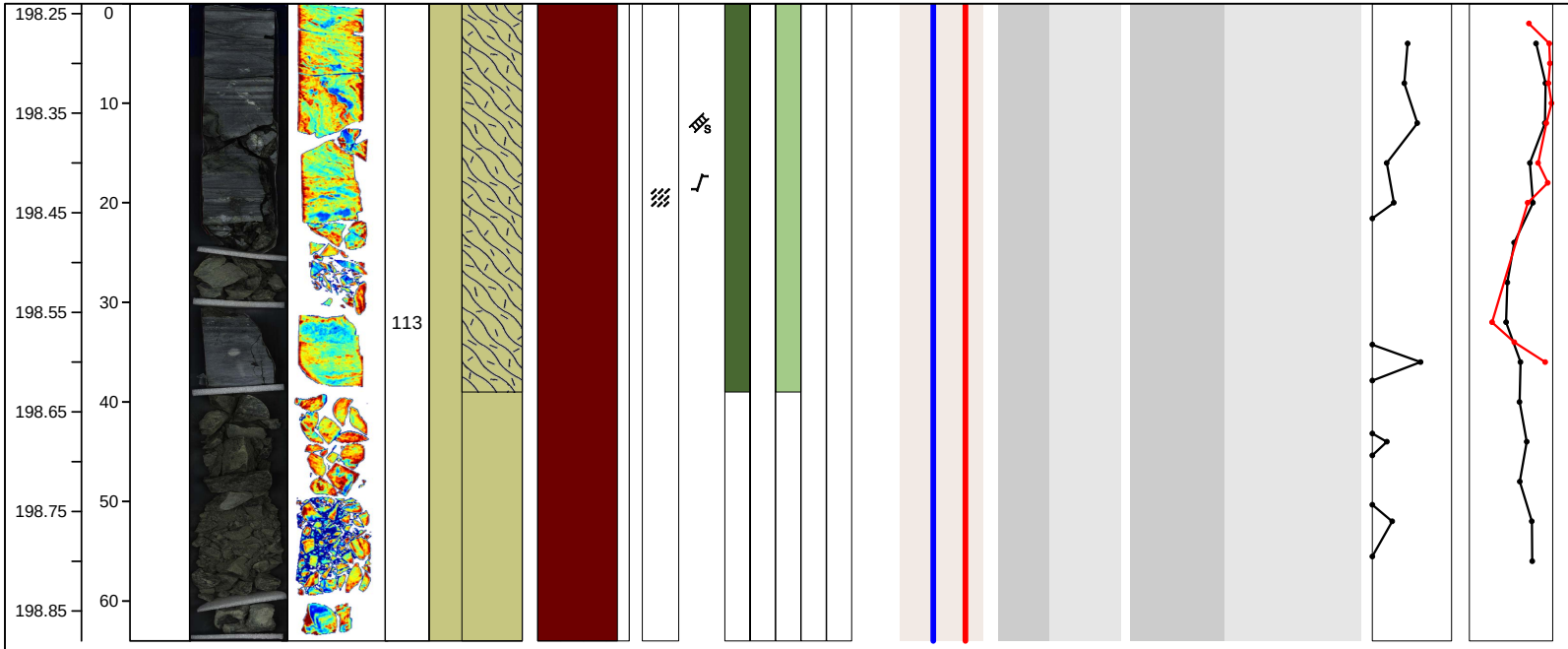

UNIT: 113
ROCK NAME: foliated schist
COLOR: greenish grey
HOST ROCK SUMMARY: Massive, greenish grey very fine grained schist. Folded in several places throughout unit. qtz-carbonate patches appear to be folded and disrupted veins.
VEIN PETROLOGY AND STRUCTURE SUMMARY: Veins described to 39 cm. No observations below 39 due to fault zone.

Hole BT1B-80Z Section 1,Top of Section 199.00 (m CCD)

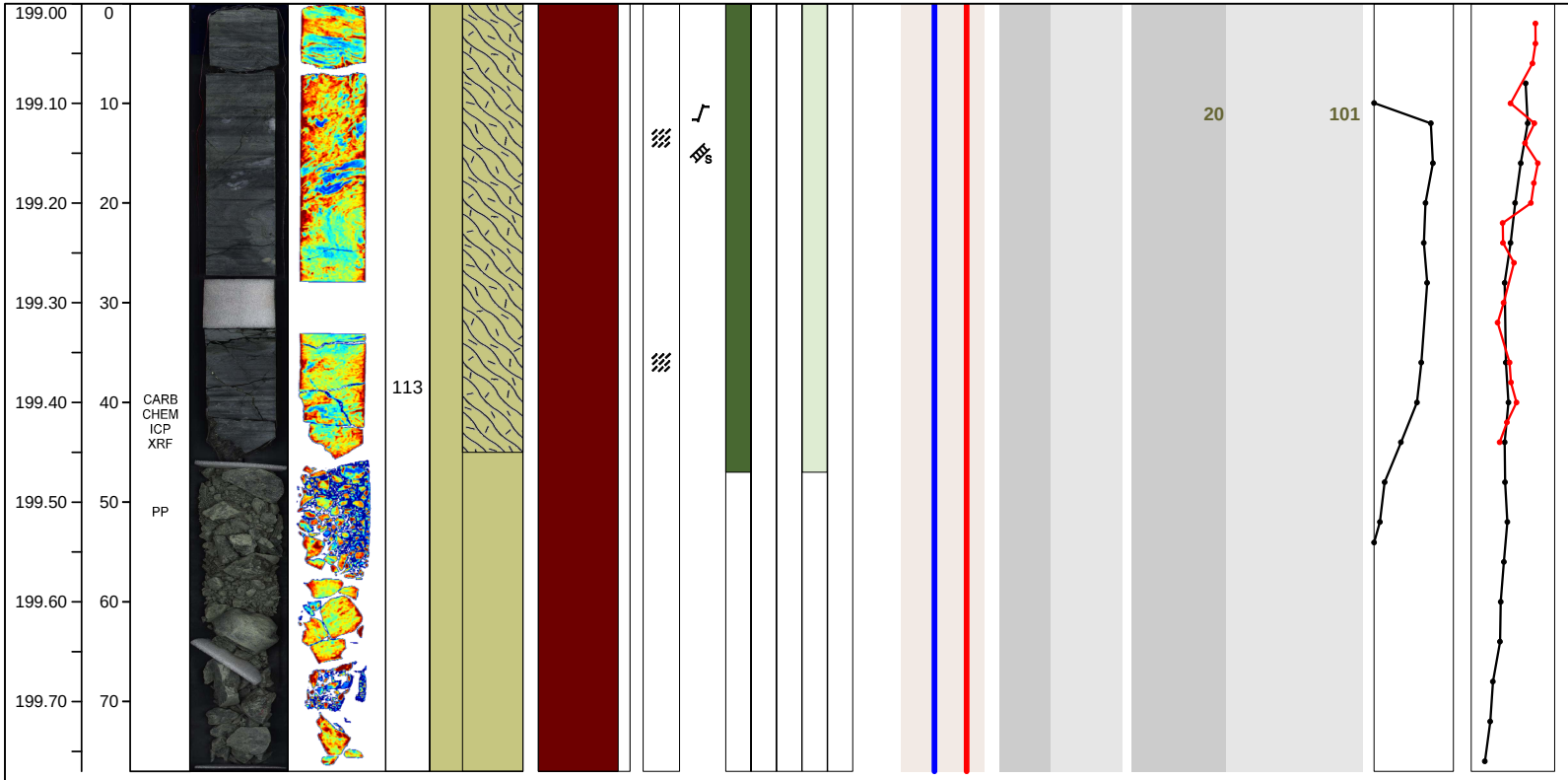

UNIT: 113
ROCK NAME: foliated schist
COLOR: greenish grey
HOST ROCK SUMMARY: Massive, greenish grey very fine grained schist. Folded in several places throughout unit. qtz-carbonate patches appear to be folded and disrupted veins.
VEIN PETROLOGY AND STRUCTURE SUMMARY: Veins described to 47 cm. No observations below 47 due to fault zone.

Hole BT1B-81Z Section 1,Top of Section 200.15 (m CCD)

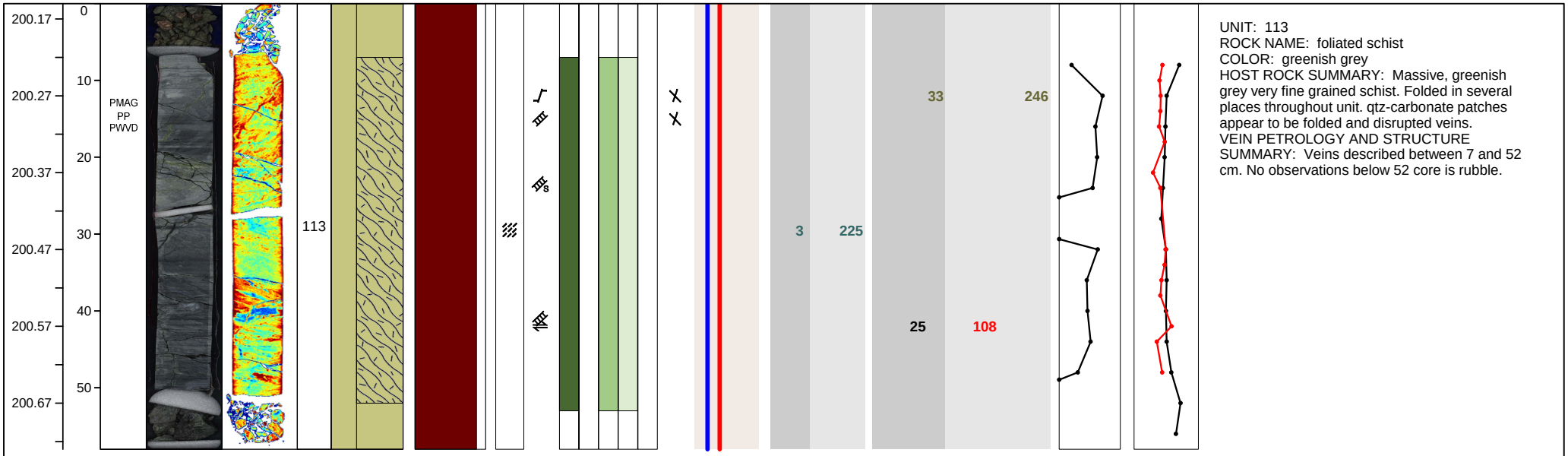

UNIT: 113
ROCK NAME: foliated schist
COLOR: greenish grey
HOST ROCK SUMMARY: Massive, greenish grey very fine grained schist. Folded in several places throughout unit. qtz-carbonate patches appear to be folded and disrupted veins.
VEIN PETROLOGY AND STRUCTURE SUMMARY: Veins described between 7 and 52 cm. No observations below 52 core is rubble.

Hole BT1B-82Z Section 1,Top of Section 200.65 (m CCD)

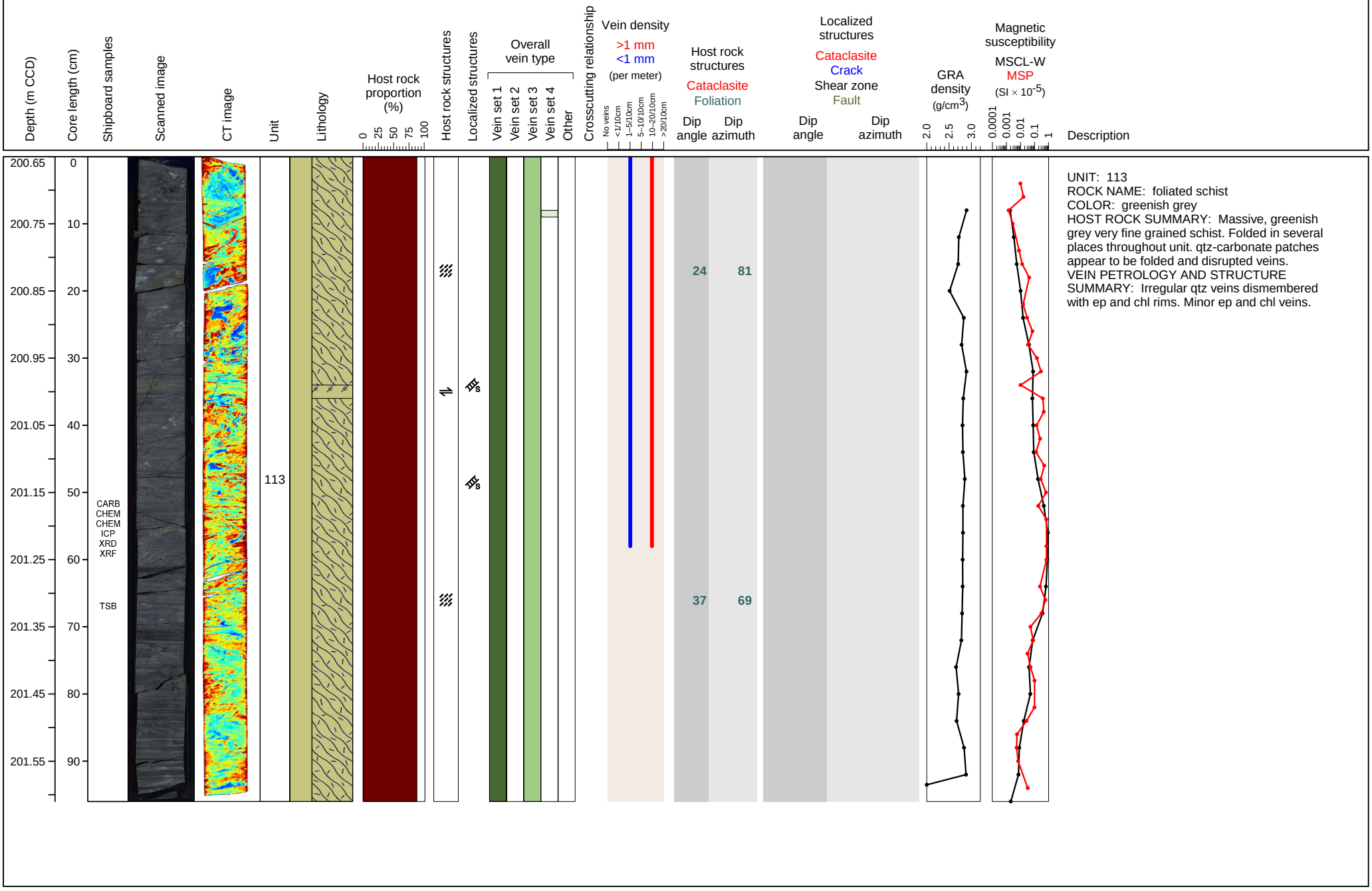

UNIT: 113
ROCK NAME: foliated schist
COLOR: greenish grey
HOST ROCK SUMMARY: Massive, greenish grey very fine grained schist. Folded in several places throughout unit. qtz-carbonate patches appear to be folded and disrupted veins.
VEIN PETROLOGY AND STRUCTURE SUMMARY: Irregular qtz veins dismembered with ep and chl rims. Minor ep and chl veins.

Hole BT1B-82Z Section 2,Top of Section 201.61 (m CCD)

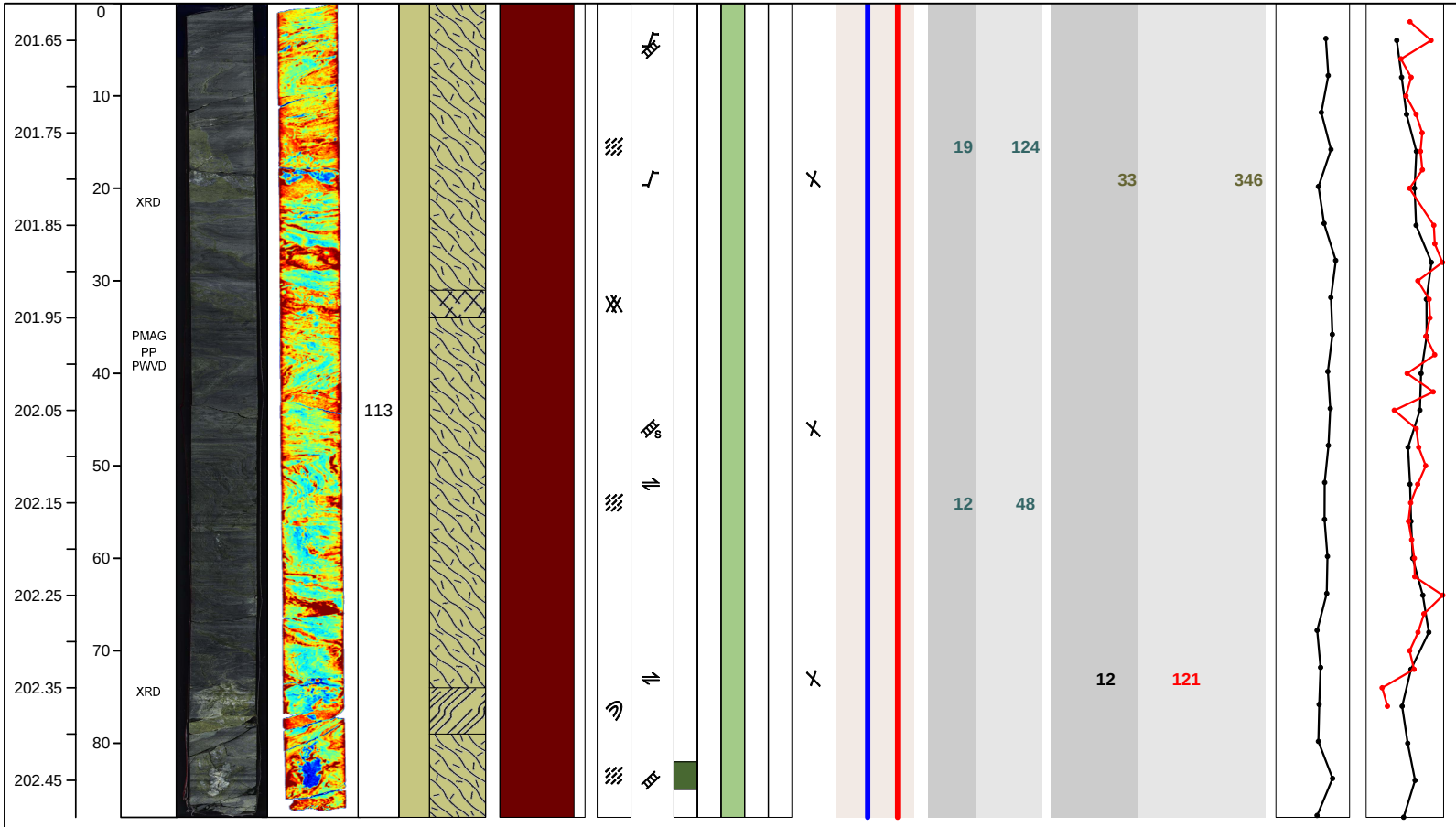

UNIT: 113
ROCK NAME: foliated schist
COLOR: greenish grey
HOST ROCK SUMMARY: Massive, greenish grey very fine grained schist. Folded in several places throughout unit. qtz-carbonate patches appear to be folded and disrupted veins.
VEIN PETROLOGY AND STRUCTURE SUMMARY: Irregular qtz veins dismembered with ep and chl rims. Minor ep and chl veins.

Hole BT1B-82Z Section 3,Top of Section 202.49 (m CCD)

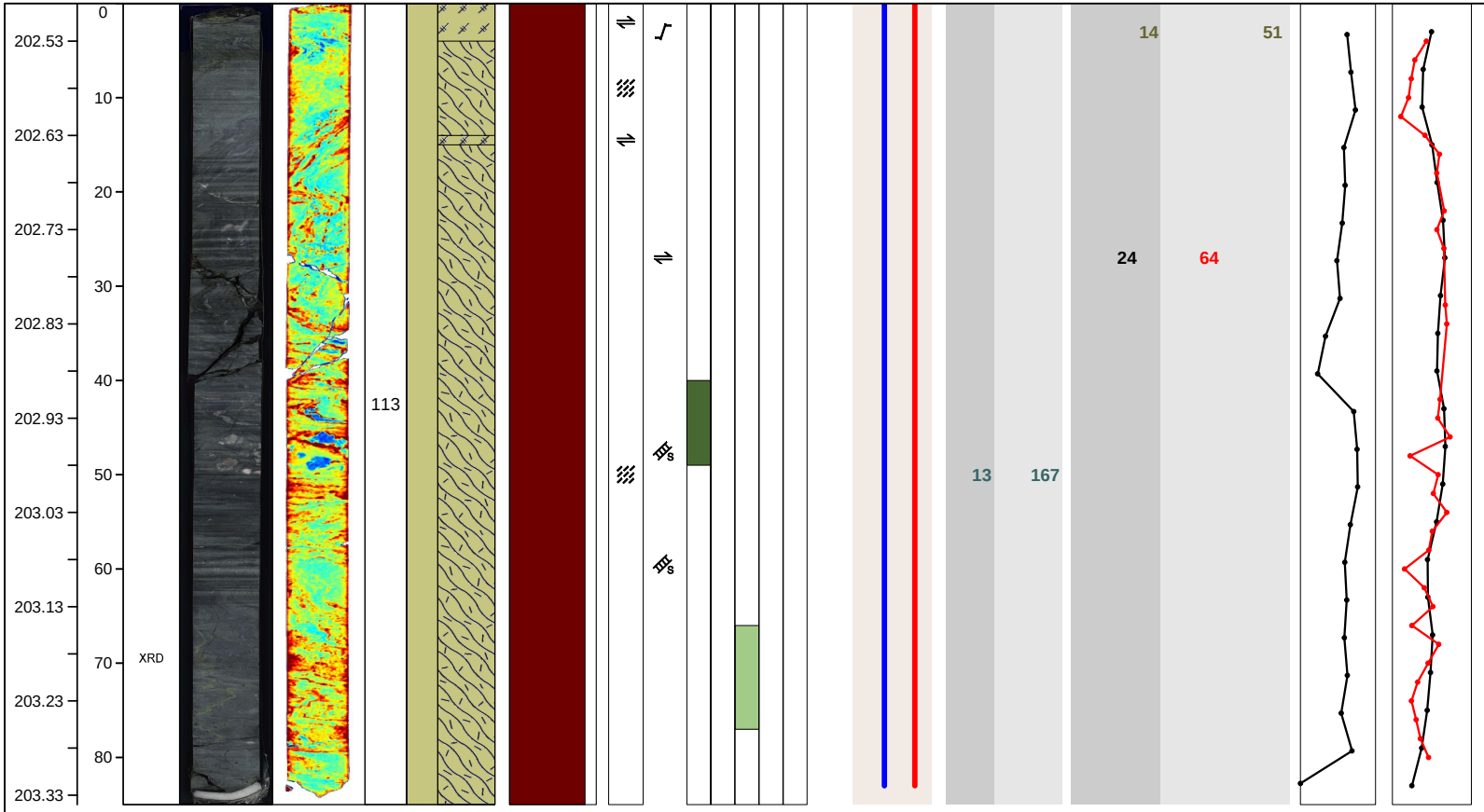

UNIT: 113
ROCK NAME: foliated schist
COLOR: greenish grey
HOST ROCK SUMMARY: Massive, greenish grey very fine grained schist. Folded in several places throughout unit. qtz-carbonate patches appear to be folded and disrupted veins.
VEIN PETROLOGY AND STRUCTURE SUMMARY: Irregular dismembered qtz veins with ep and chl rims. cal segregations subparallel to foliation.

Hole BT1B-83Z Section 1,Top of Section 203.15 (m CCD)

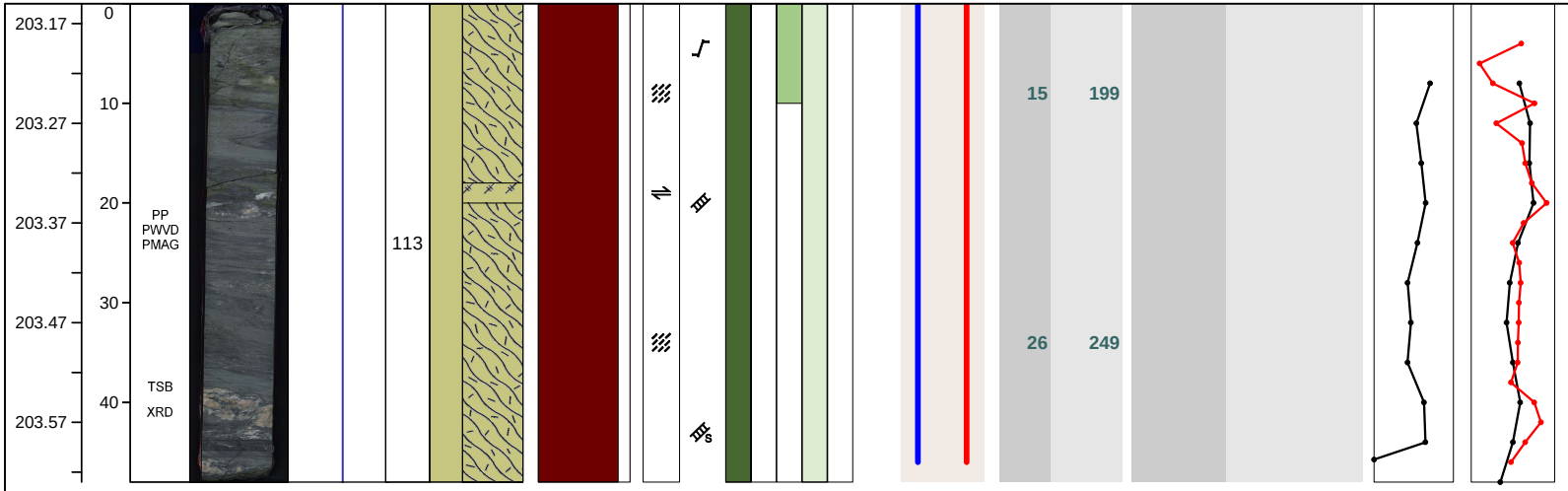

UNIT: 113
ROCK NAME: foliated schist
COLOR: greenish grey
HOST ROCK SUMMARY: Massive, greenish grey very fine grained schist. Folded in several places throughout unit. qtz-carbonate patches appear to be folded and disrupted veins.
VEIN PETROLOGY AND STRUCTURE SUMMARY: Irregular dismembered qtz veins, folded ep veins. chl veins with hematite halos.

Hole BT1B-84Z Section 1,Top of Section 203.70 (m CCD)

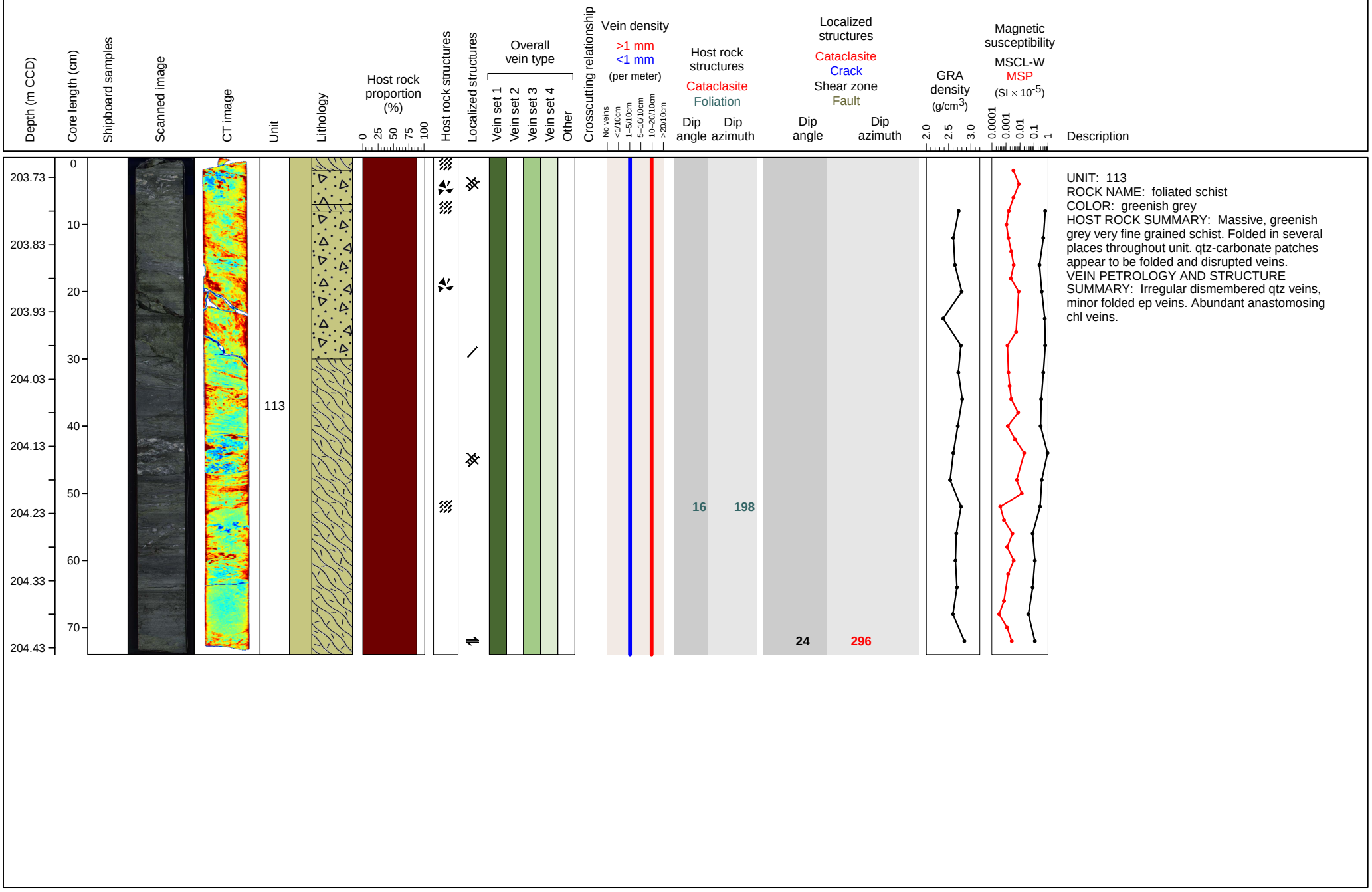

UNIT: 113
ROCK NAME: foliated schist
COLOR: greenish grey
HOST ROCK SUMMARY: Massive, greenish grey very fine grained schist. Folded in several places throughout unit. qtz-carbonate patches appear to be folded and disrupted veins.
VEIN PETROLOGY AND STRUCTURE SUMMARY: Irregular dismembered qtz veins, minor folded ep veins. Abundant anastomosing chl veins.

Hole BT1B-84Z Section 2,Top of Section 204.45 (m CCD)



UNIT: 113
ROCK NAME: foliated schist
COLOR: greenish grey
HOST ROCK SUMMARY: Massive, greenish grey very fine grained schist. Folded in several places throughout unit. qtz-carbonate patches appear to be folded and disrupted veins.
VEIN PETROLOGY AND STRUCTURE SUMMARY: ep veins abundant near shear zones in section. Abundant chl veins locally brecciate section.

Hole BT1B-84Z Section 3,Top of Section 205.41 (m CCD)

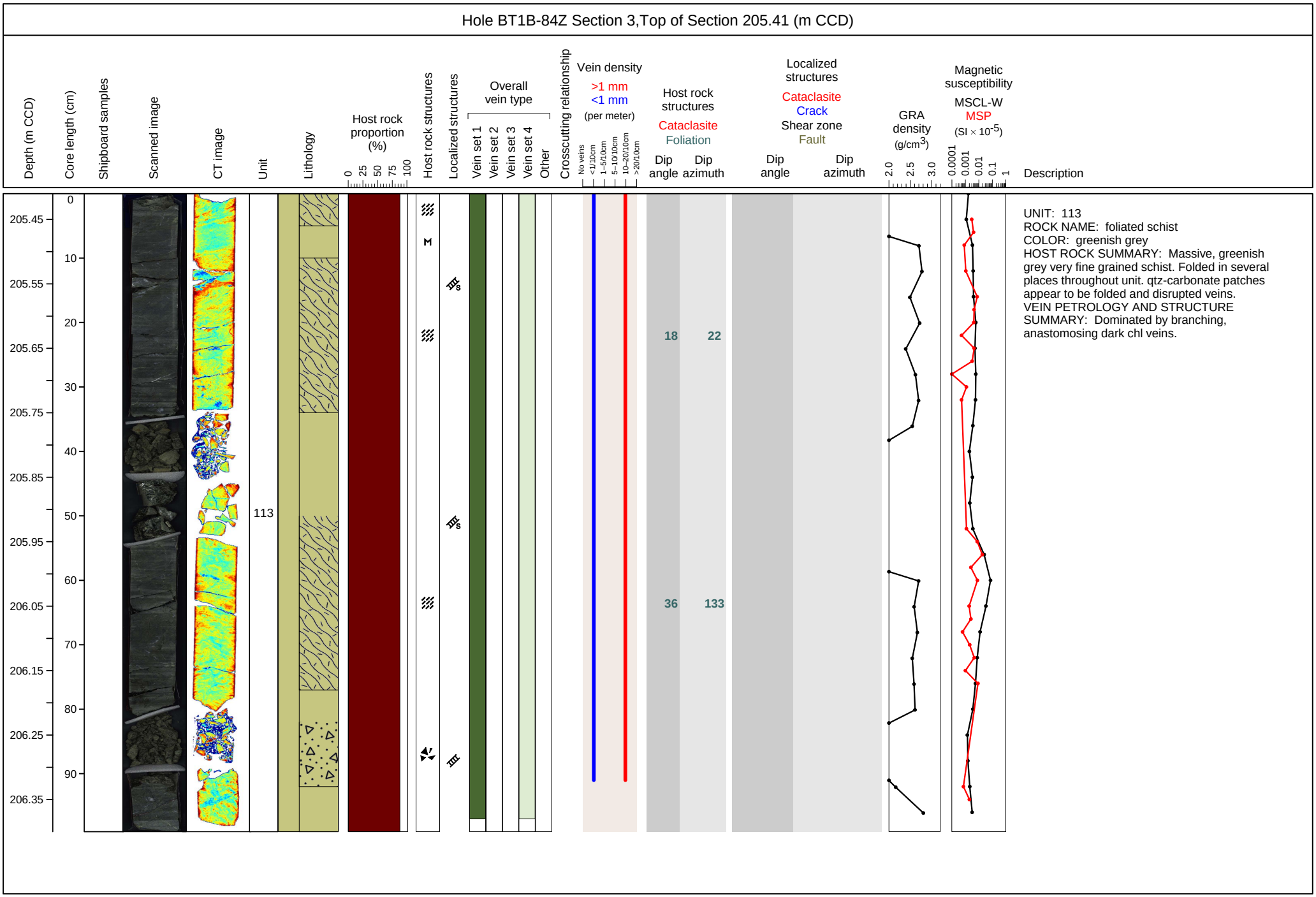

UNIT: 113
ROCK NAME: foliated schist
COLOR: greenish grey
HOST ROCK SUMMARY: Massive, greenish grey very fine grained schist. Folded in several places throughout unit. qtz-carbonate patches appear to be folded and disrupted veins.
VEIN PETROLOGY AND STRUCTURE SUMMARY: Dominated by branching, anastomosing dark chl veins.

Hole BT1B-85Z Section 1,Top of Section 206.35 (m CCD)

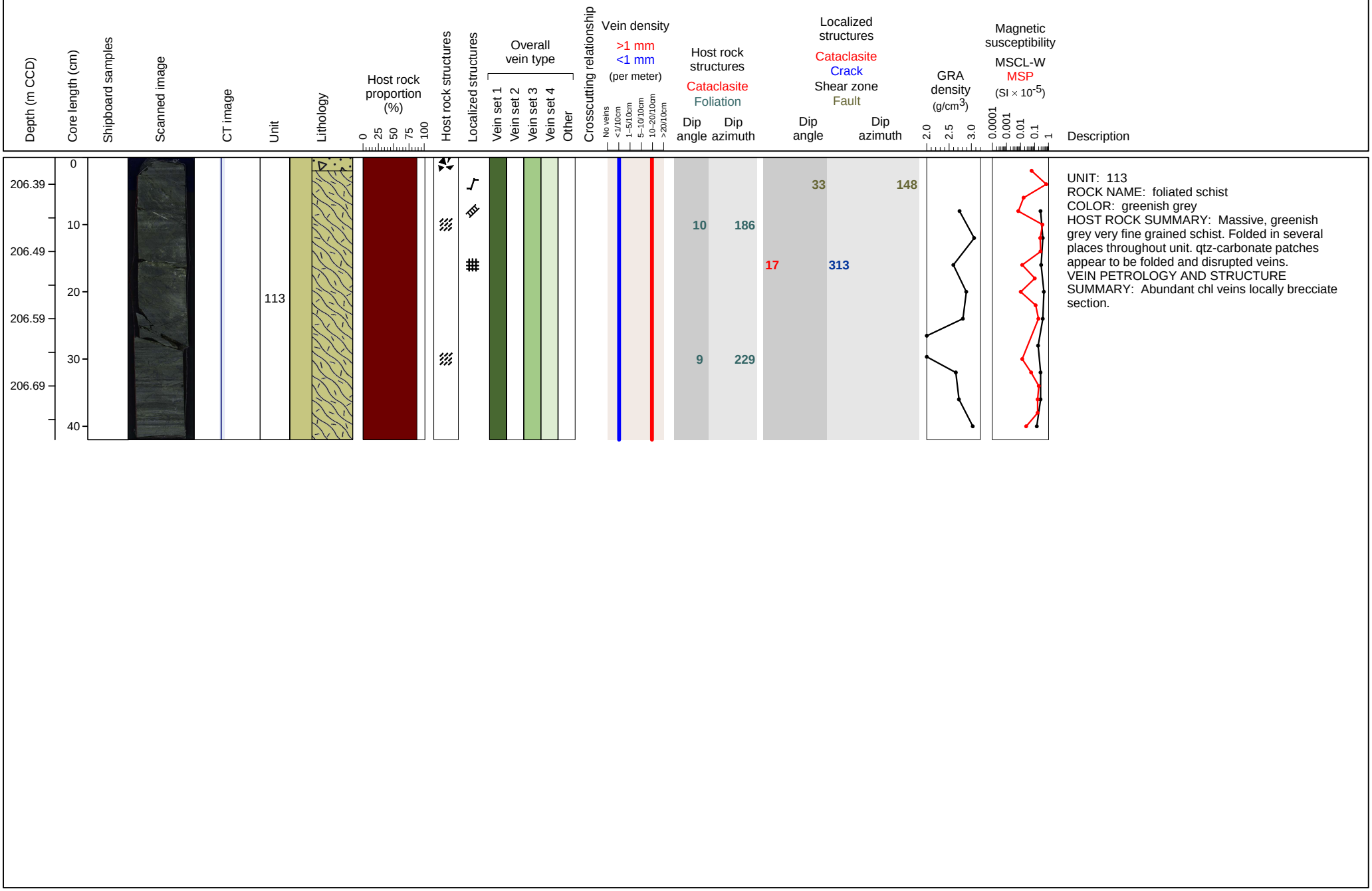

UNIT: 113
ROCK NAME: foliated schist
COLOR: greenish grey
HOST ROCK SUMMARY: Massive, greenish grey very fine grained schist. Folded in several places throughout unit. qtz-carbonate patches appear to be folded and disrupted veins.
VEIN PETROLOGY AND STRUCTURE SUMMARY: Abundant chl veins locally brecciate section.

Hole BT1B-86Z Section 1,Top of Section 206.75 (m CCD)

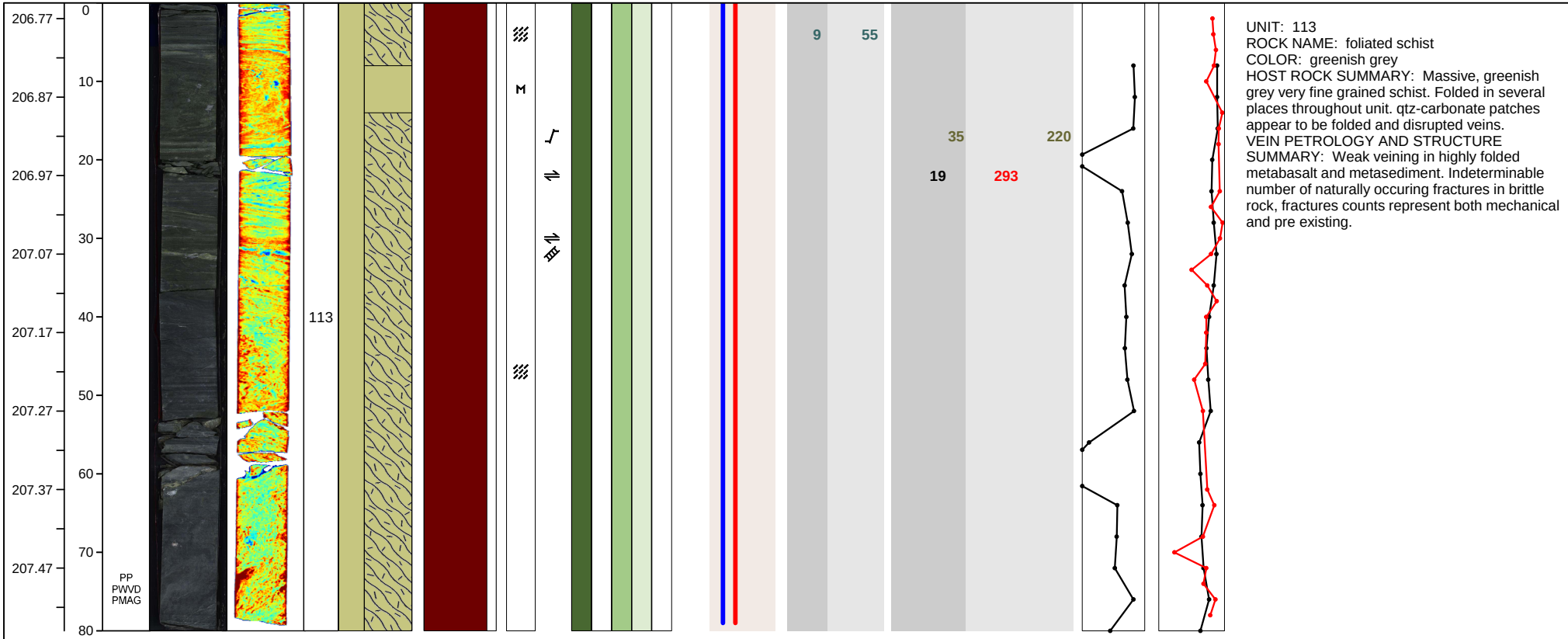

UNIT: 113
ROCK NAME: foliated schist
COLOR: greenish grey
HOST ROCK SUMMARY: Massive, greenish grey very fine grained schist. Folded in several places throughout unit. qtz-carbonate patches appear to be folded and disrupted veins.
VEIN PETROLOGY AND STRUCTURE SUMMARY: Weak veining in highly folded metabasalt and metasediment. Indeterminable number of naturally occuring fractures in brittle rock, fractures counts represent both mechanical and pre existing.

Hole BT1B-86Z Section 2,Top of Section 207.56 (m CCD)

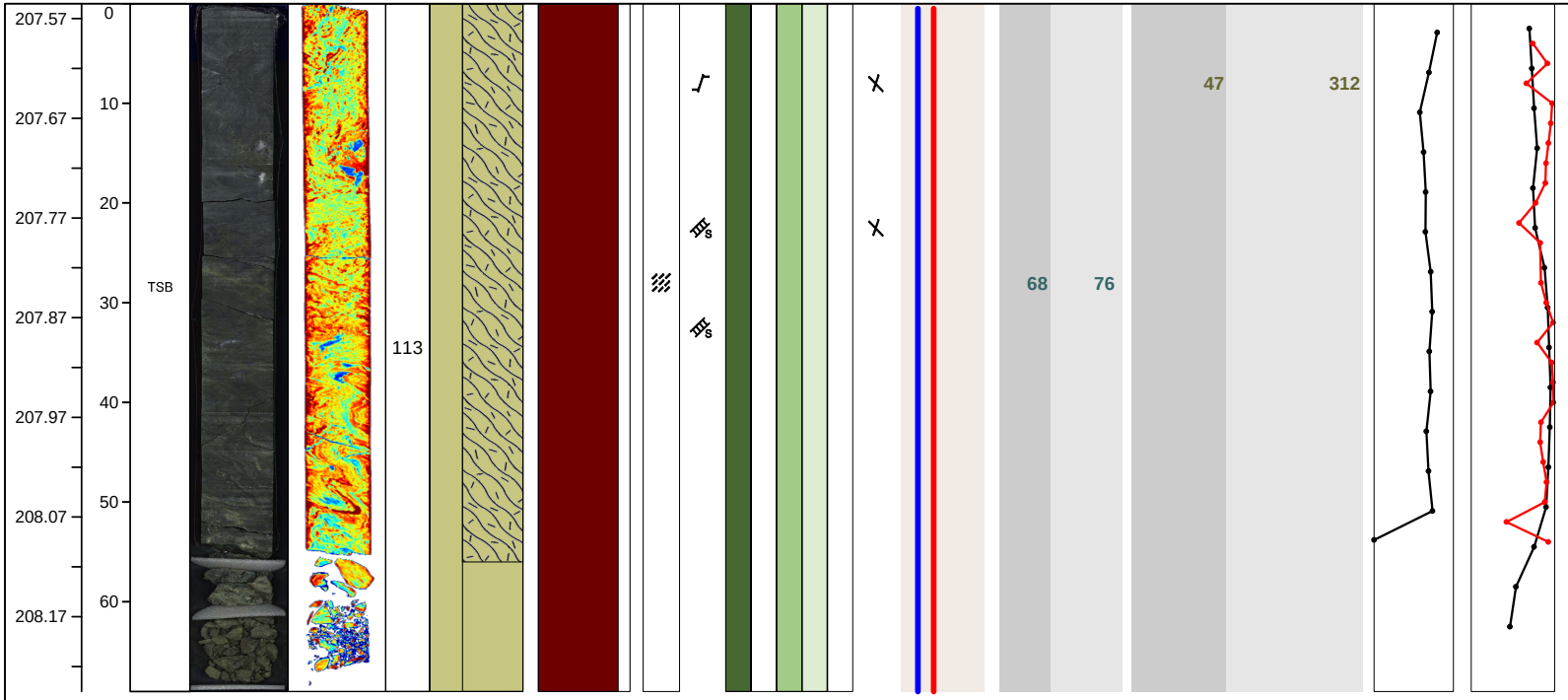

UNIT: 113
ROCK NAME: foliated schist
COLOR: greenish grey
HOST ROCK SUMMARY: Massive, greenish grey very fine grained schist. Folded in several places throughout unit. qtz-carbonate patches appear to be folded and disrupted veins.
VEIN PETROLOGY AND STRUCTURE SUMMARY: Weak veining in highly folded metabasalt and metasediment.

Hole BT1B-86Z Section 3,Top of Section 208.25 (m CCD)

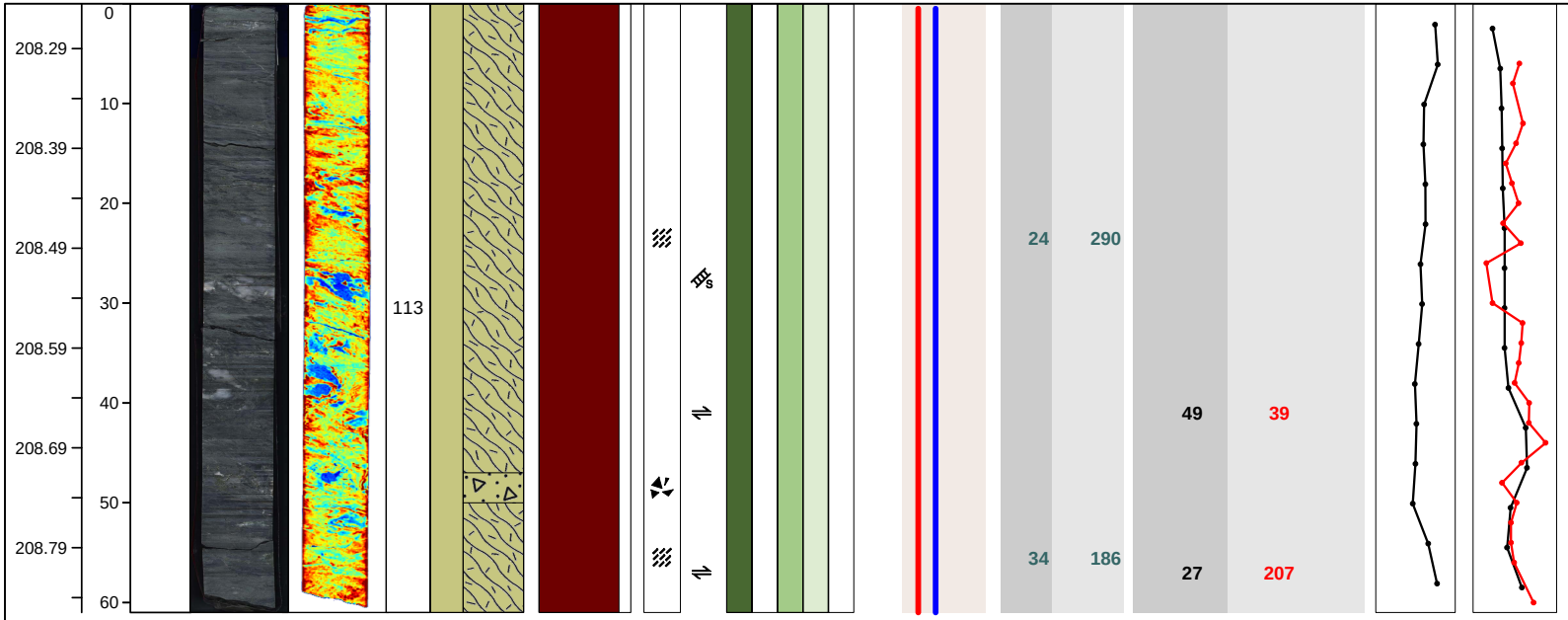

UNIT: 113
ROCK NAME: foliated schist
COLOR: greenish grey
HOST ROCK SUMMARY: Massive, greenish grey very fine grained schist. Folded in several places throughout unit. qtz-carbonate patches appear to be folded and disrupted veins.
VEIN PETROLOGY AND STRUCTURE SUMMARY: Irregular dismembered qtz veins, minor folded ep veins. Abundant anastomosing chl veins.

Hole BT1B-86Z Section 4,Top of Section 208.86 (m CCD)

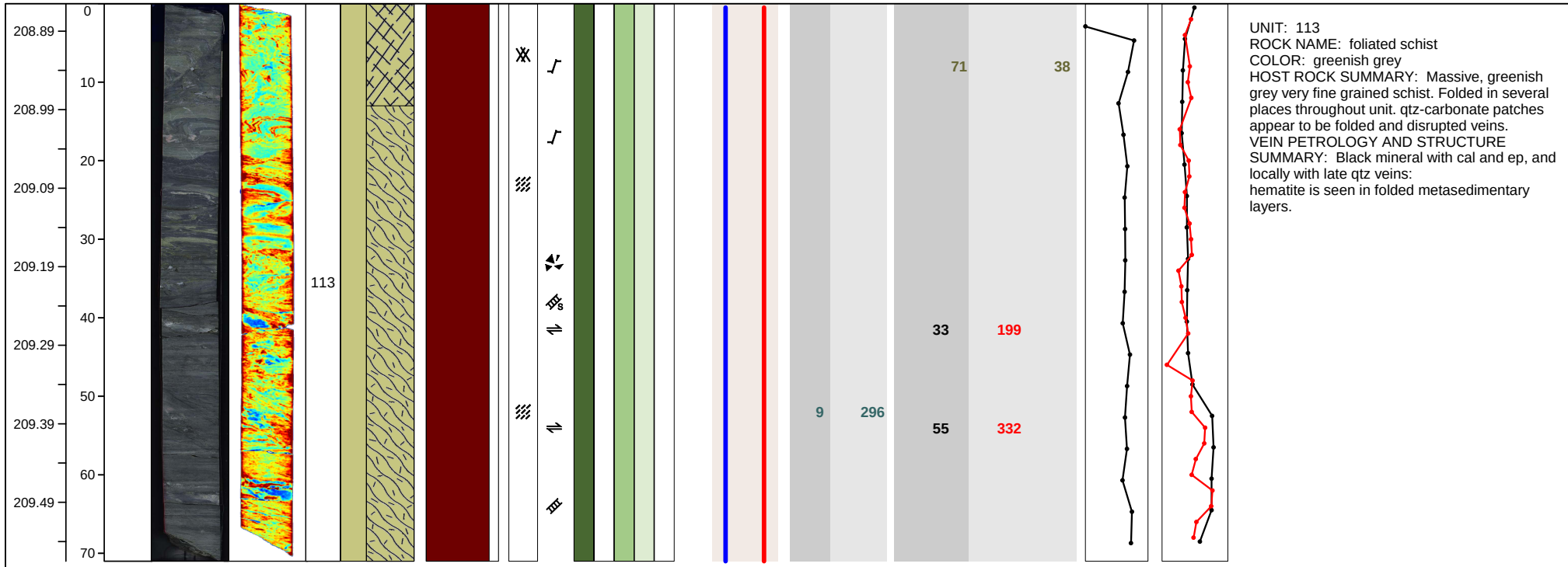

UNIT: 113
ROCK NAME: foliated schist
COLOR: greenish grey
HOST ROCK SUMMARY: Massive, greenish grey very fine grained schist. Folded in several places throughout unit. qtz-carbonate patches appear to be folded and disrupted veins.
VEIN PETROLOGY AND STRUCTURE SUMMARY: Black mineral with cal and ep, and locally with late qtz veins:
hematite is seen in folded metasedimentary layers.

Hole BT1B-87Z Section 1,Top of Section 209.80 (m CCD)



UNIT: 113
ROCK NAME: foliated schist
COLOR: greenish grey
HOST ROCK SUMMARY: Massive, greenish grey very fine grained schist. Folded in several places throughout unit. qtz-carbonate patches appear to be folded and disrupted veins.
VEIN PETROLOGY AND STRUCTURE SUMMARY: Dominated by late chl and qtz veins.

Hole BT1B-87Z Section 2,Top of Section 210.76 (m CCD)

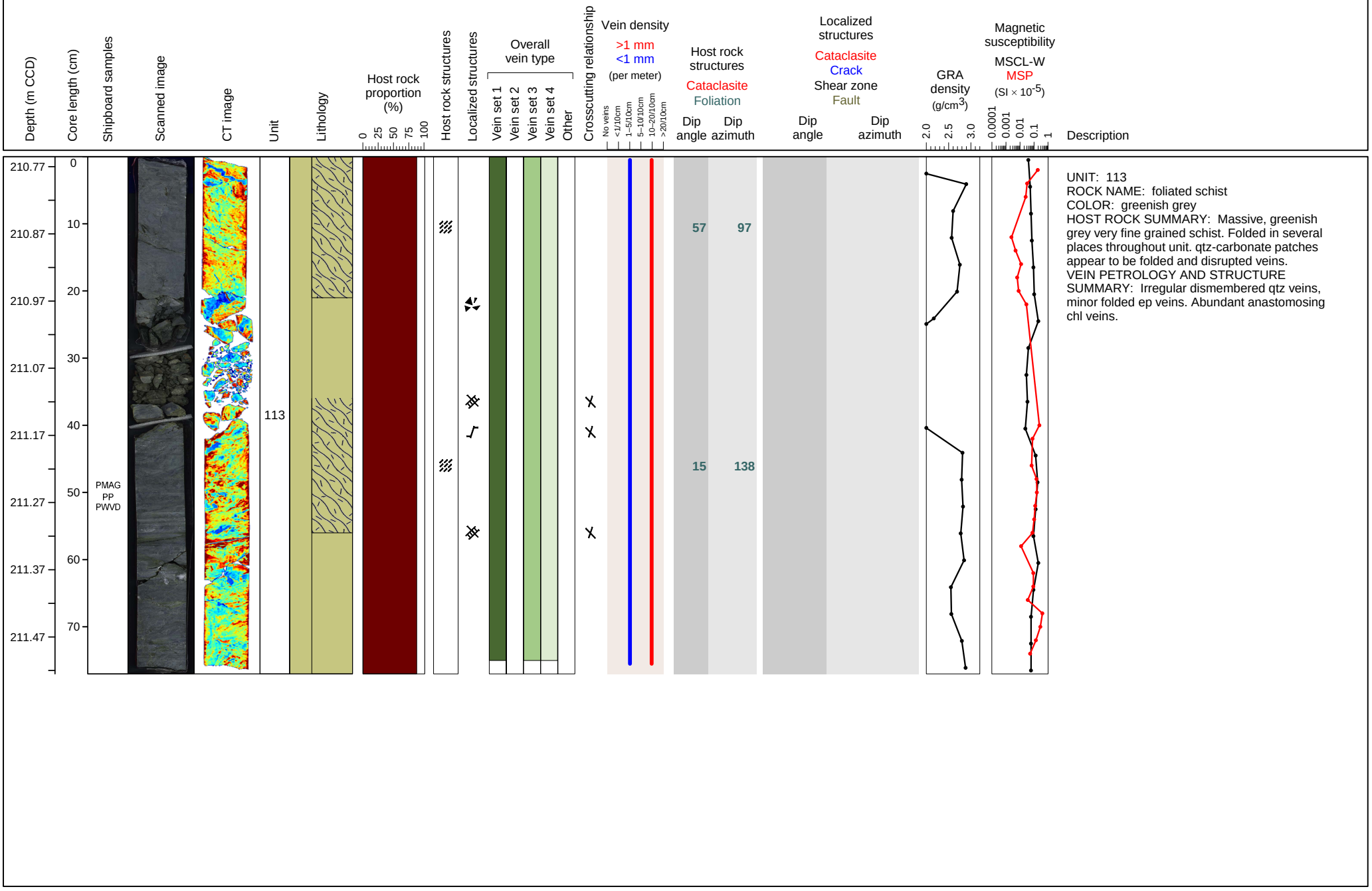

UNIT: 113
ROCK NAME: foliated schist
COLOR: greenish grey
HOST ROCK SUMMARY: Massive, greenish grey very fine grained schist. Folded in several places throughout unit. qtz-carbonate patches appear to be folded and disrupted veins.
VEIN PETROLOGY AND STRUCTURE SUMMARY: Irregular dismembered qtz veins, minor folded ep veins. Abundant anastomosing chl veins.

Hole BT1B-87Z Section 3,Top of Section 211.53 (m CCD)



UNIT: 113
ROCK NAME: foliated schist
COLOR: greenish grey
HOST ROCK SUMMARY: Massive, greenish grey very fine grained schist. Folded in several places throughout unit. qtz-carbonate patches appear to be folded and disrupted veins.
VEIN PETROLOGY AND STRUCTURE SUMMARY: Irregular dismembered qtz veins, minor folded ep veins. Abundant anastomosing chl veins.

Hole BT1B-87Z Section 4,Top of Section 212.27 (m CCD)

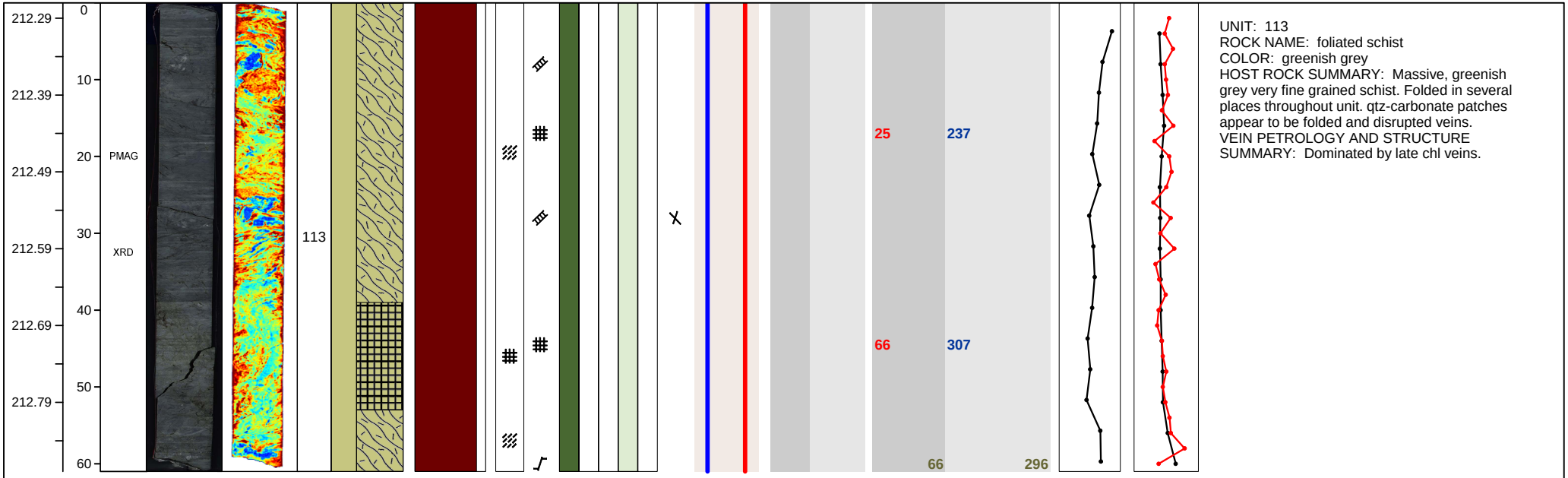

UNIT: 113
ROCK NAME: foliated schist
COLOR: greenish grey
HOST ROCK SUMMARY: Massive, greenish grey very fine grained schist. Folded in several places throughout unit. qtz-carbonate patches appear to be folded and disrupted veins.
VEIN PETROLOGY AND STRUCTURE SUMMARY: Dominated by late chl veins.

Hole BT1B-88Z Section 1,Top of Section 212.85 (m CCD)



Description

UNIT: 113
ROCK NAME: foliated schist
COLOR: greenish grey
HOST ROCK SUMMARY: Massive, greenish grey very fine grained schist. Folded in several places throughout unit. qtz-carbonate patches appear to be folded and disrupted veins.
VEIN PETROLOGY AND STRUCTURE SUMMARY: Irregular dismembered qtz veins, minor folded ep veins. Abundant anastamosing chl veins.

Hole BT1B-88Z Section 2,Top of Section 213.80 (m CCD)

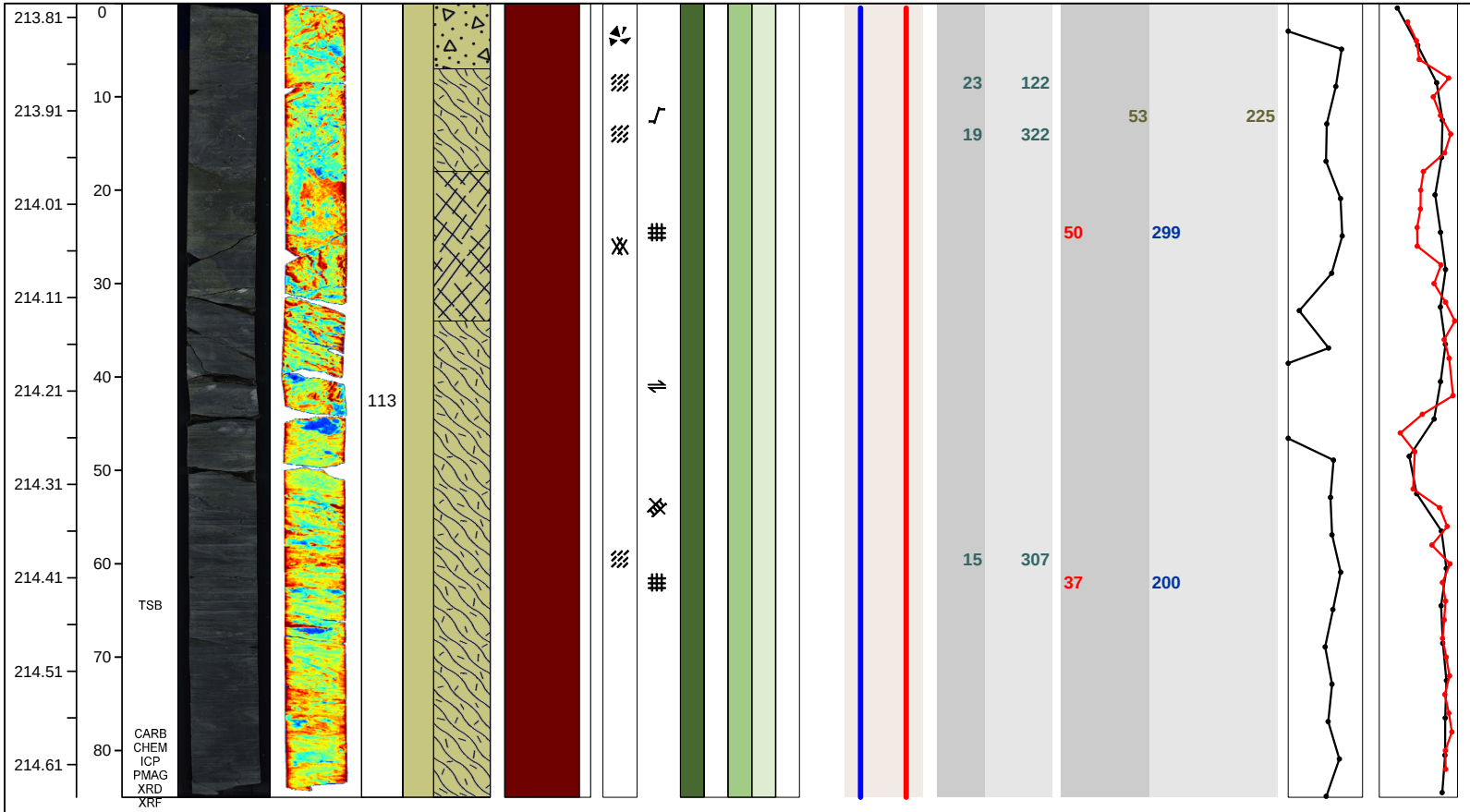

UNIT: 113
ROCK NAME: foliated schist
COLOR: greenish grey
HOST ROCK SUMMARY: Massive, greenish grey very fine grained schist. Folded in several places throughout unit. qtz-carbonate patches appear to be folded and disrupted veins.
VEIN PETROLOGY AND STRUCTURE SUMMARY: chl veins, locally with cal, form regular dense set at top of section.

Description

Hole BT1B-88Z Section 3,Top of Section 214.65 (m CCD)

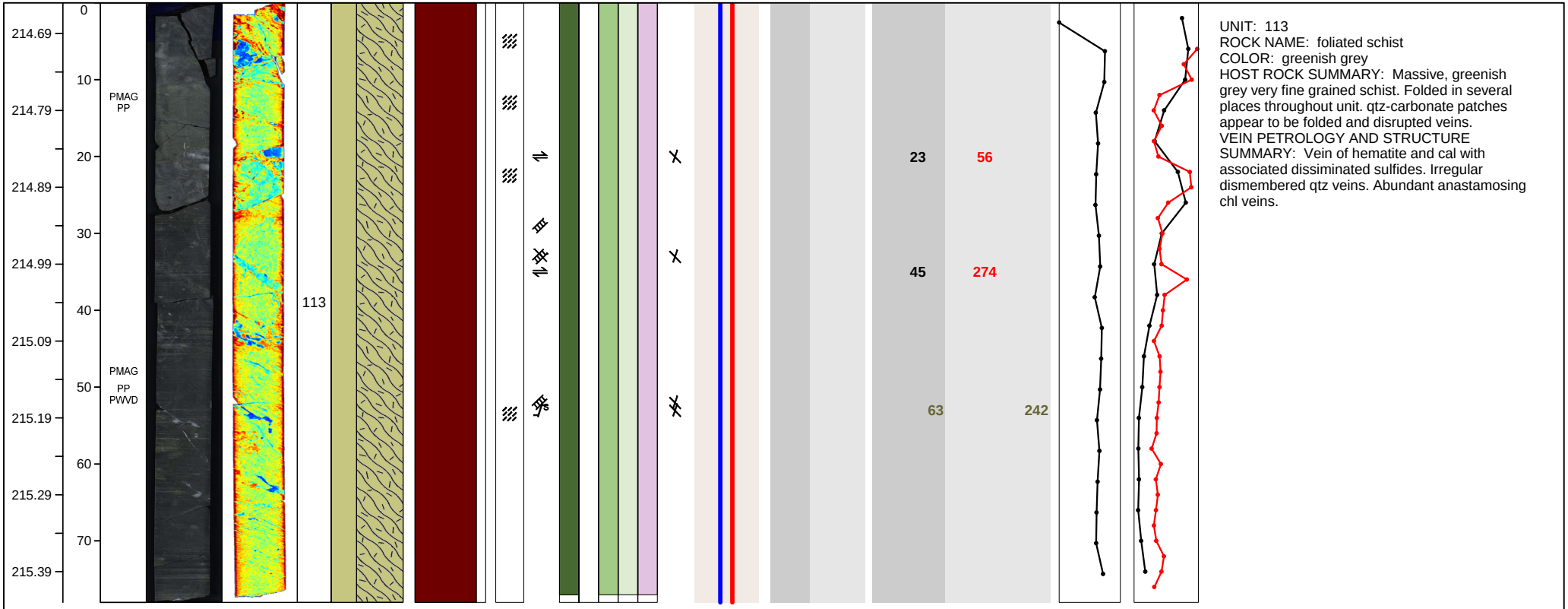

UNIT: 113
ROCK NAME: foliated schist
COLOR: greenish grey
HOST ROCK SUMMARY: Massive, greenish grey very fine grained schist. Folded in several places throughout unit. qtz-carbonate patches appear to be folded and disrupted veins.
VEIN PETROLOGY AND STRUCTURE SUMMARY: Vein of hematite and cal with associated disseminated sulfides. Irregular dismembered qtz veins. Abundant anastamosing chl veins.

Hole BT1B-88Z Section 4,Top of Section 215.43 (m CCD)

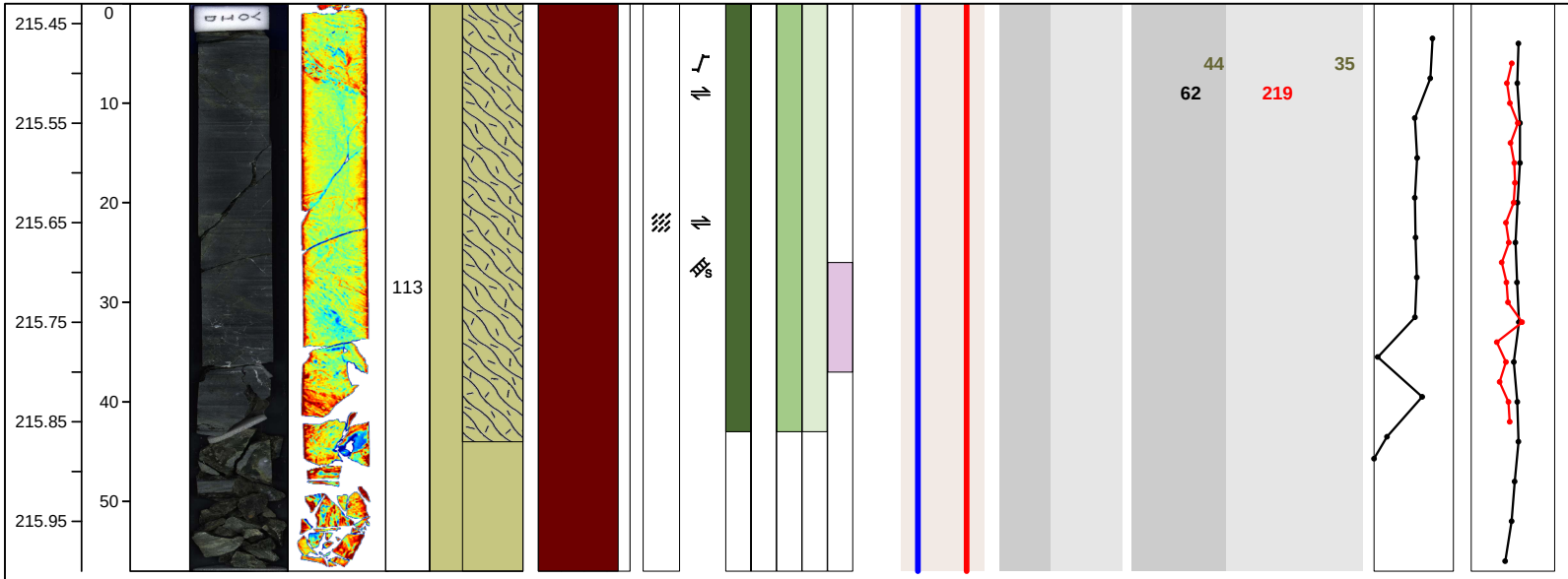

UNIT: 113
ROCK NAME: foliated schist
COLOR: greenish grey
HOST ROCK SUMMARY: Massive, greenish grey very fine grained schist. Folded in several places throughout unit. qtz-carbonate patches appear to be folded and disrupted veins.
VEIN PETROLOGY AND STRUCTURE SUMMARY: Irregular anastomosing chl veins, minor ep and qtz, late cal veins associated with brecciation

Hole BT1B-89Z Section 1,Top of Section 215.90 (m CCD)

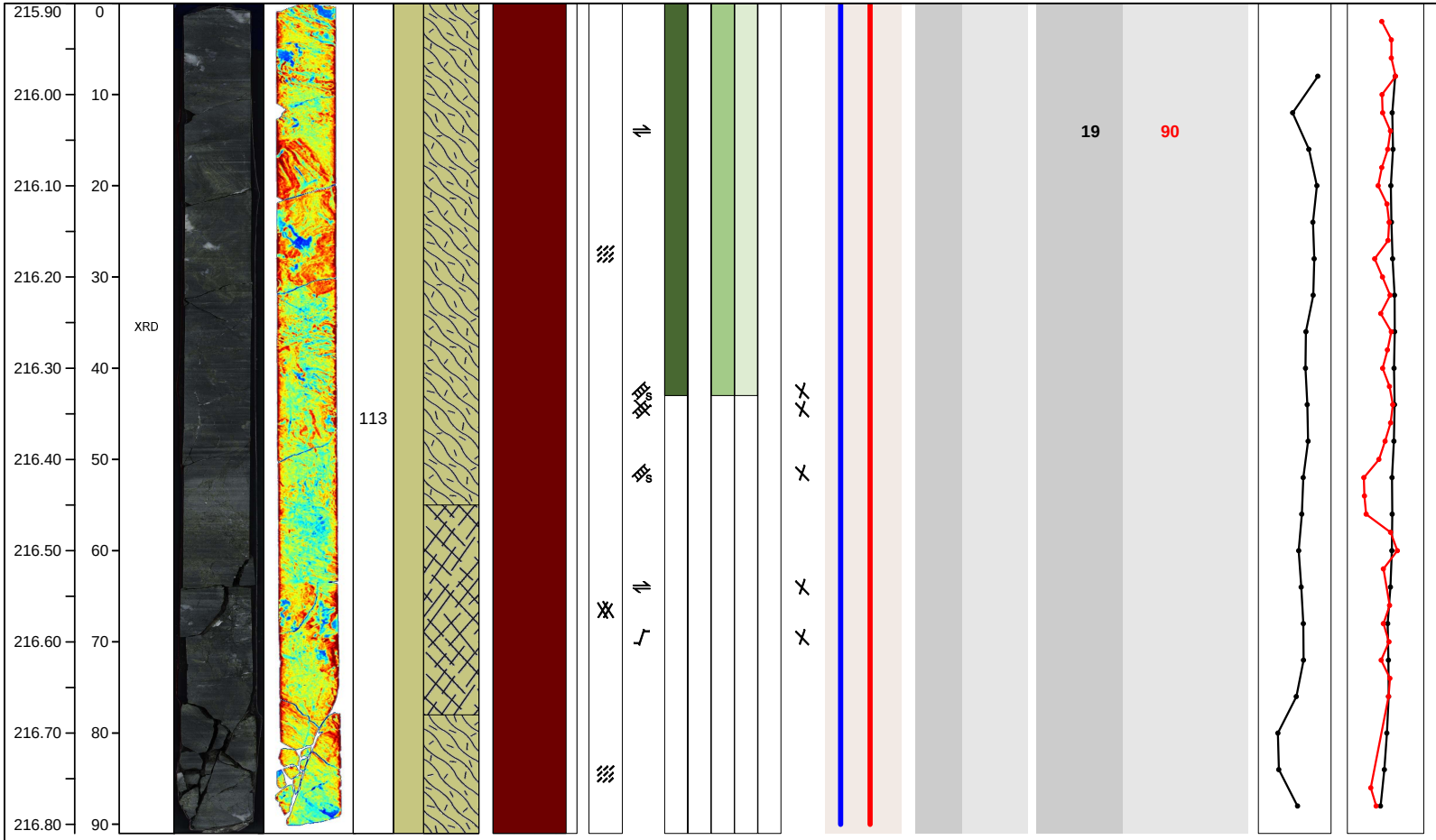

UNIT: 113
ROCK NAME: foliated schist
COLOR: greenish grey
HOST ROCK SUMMARY: Massive, greenish grey very fine grained schist. Folded in several places throughout unit. qtz-carbonate patches appear to be folded and disrupted veins.
VEIN PETROLOGY AND STRUCTURE SUMMARY: Irregular anastomosing chl veins, minor ep and qtz, late cal veins associated with brecciation

Hole BT1B-89Z Section 2,Top of Section 216.81 (m CCD)

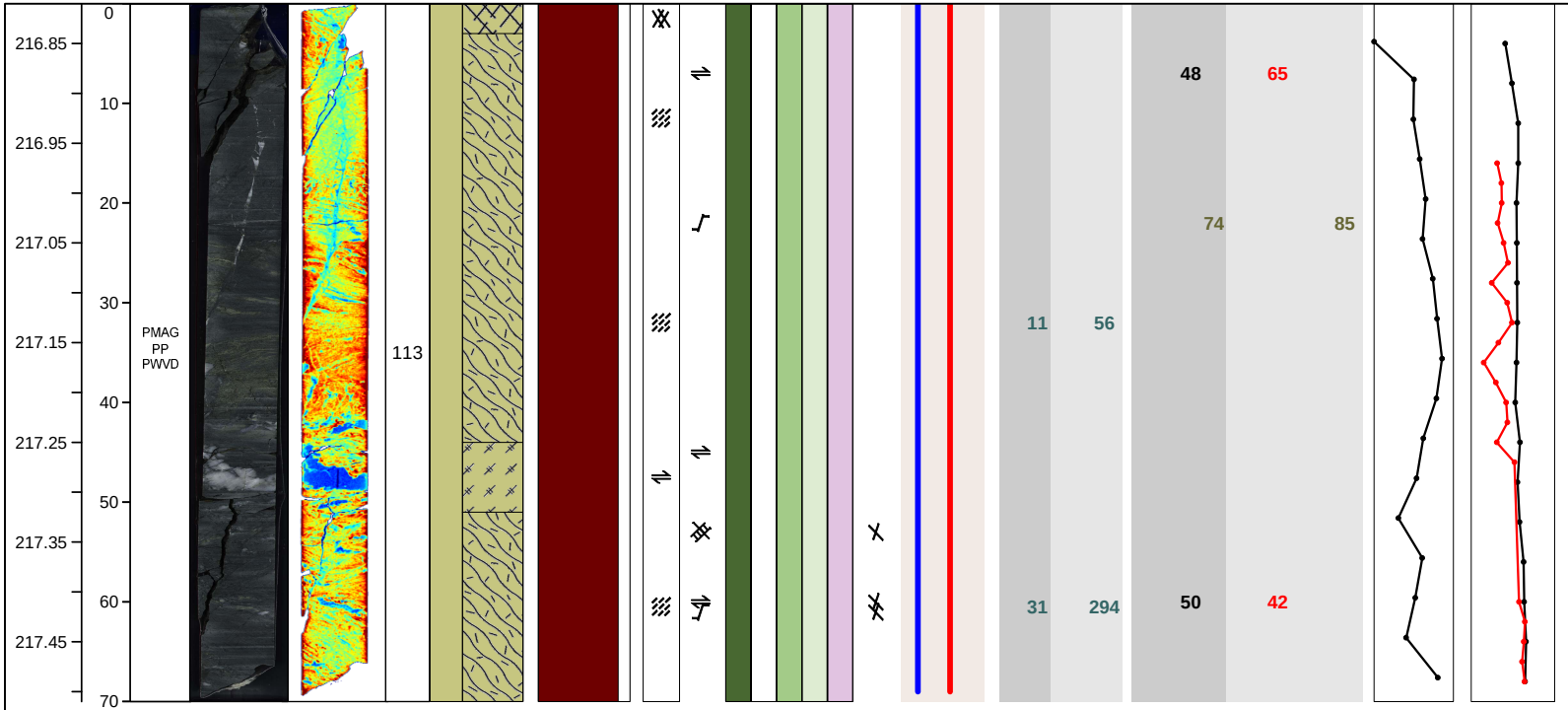

UNIT: 113
ROCK NAME: foliated schist
COLOR: greenish grey
HOST ROCK SUMMARY: Massive, greenish grey very fine grained schist. Folded in several places throughout unit. qtz-carbonate patches appear to be folded and disrupted veins.
VEIN PETROLOGY AND STRUCTURE SUMMARY: Irregular anastomosing chl veins, minor ep and qtz, late cal veins associated with brecciation

Hole BT1B-89Z Section 3,Top of Section 217.52 (m CCD)

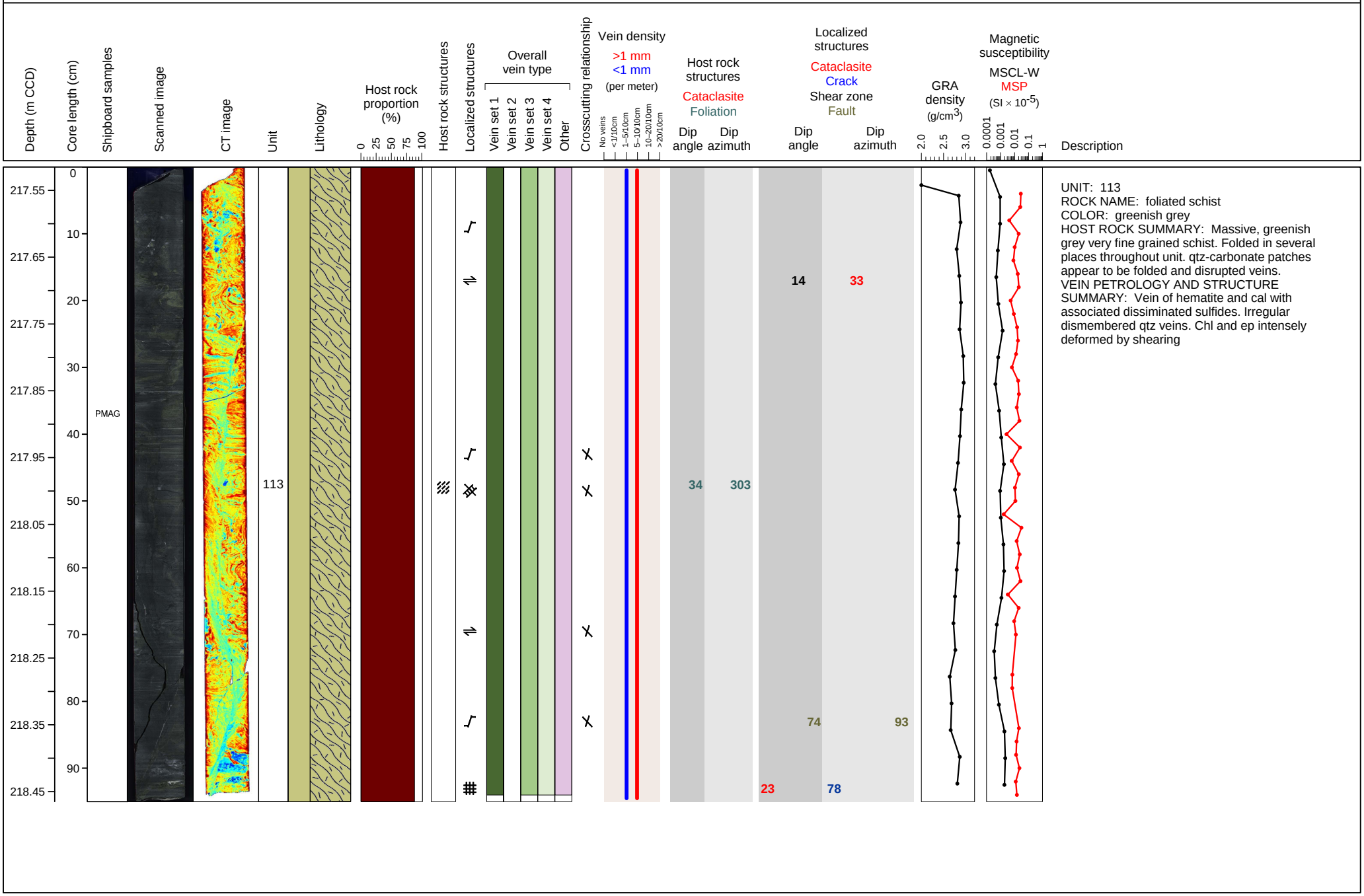

UNIT: 113
ROCK NAME: foliated schist
COLOR: greenish grey
HOST ROCK SUMMARY: Massive, greenish grey very fine grained schist. Folded in several places throughout unit. qtz-carbonate patches appear to be folded and disrupted veins.
VEIN PETROLOGY AND STRUCTURE SUMMARY: Vein of hematite and cal with associated disseminated sulfides. Irregular dismembered qtz veins. Chl and ep intensely deformed by shearing

Hole BT1B-89Z Section 4,Top of Section 218.48 (m CCD)

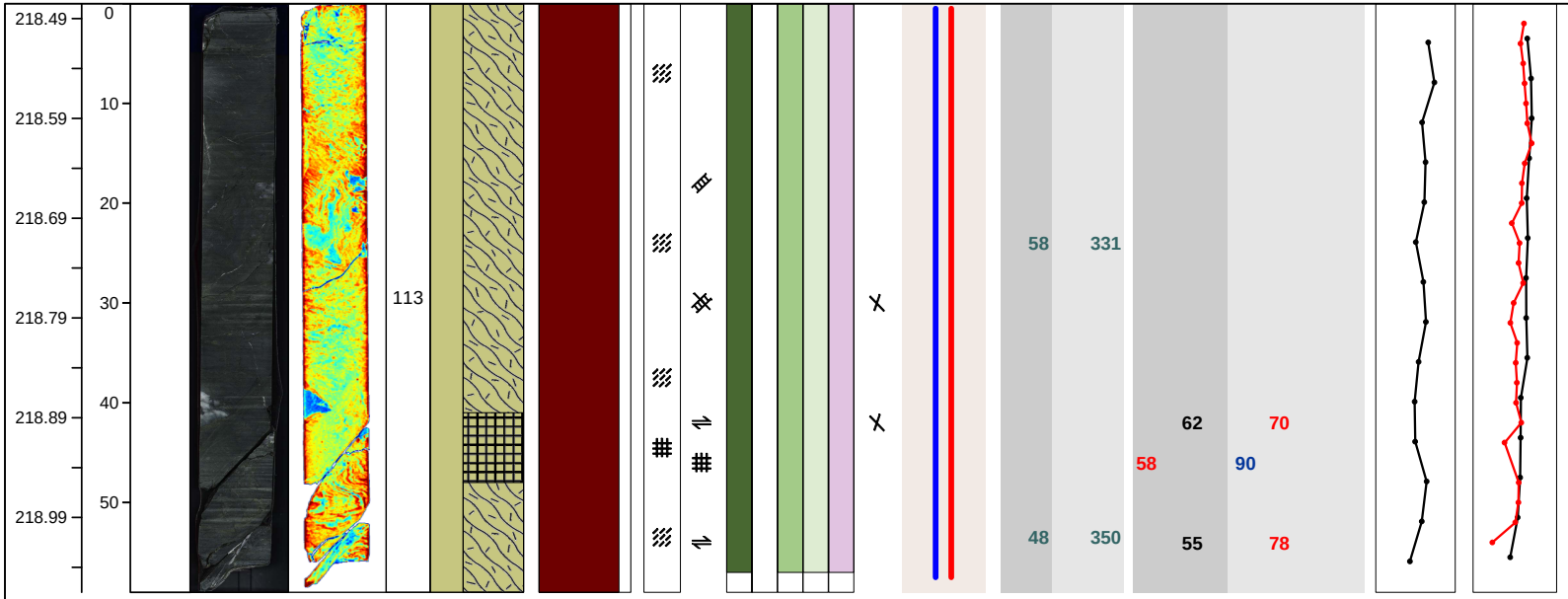

UNIT: 113
ROCK NAME: foliated schist
COLOR: greenish grey
HOST ROCK SUMMARY: Massive, greenish grey very fine grained schist. Folded in several places throughout unit. qtz-carbonate patches appear to be folded and disrupted veins.
VEIN PETROLOGY AND STRUCTURE SUMMARY: Vein of hematite and cal with associated disseminated sulfides. Irregular dismembered qtz veins. Chl and ep intenselly deformed by shearing

Hole BT1B-90Z Section 1,Top of Section 218.95 (m CCD)

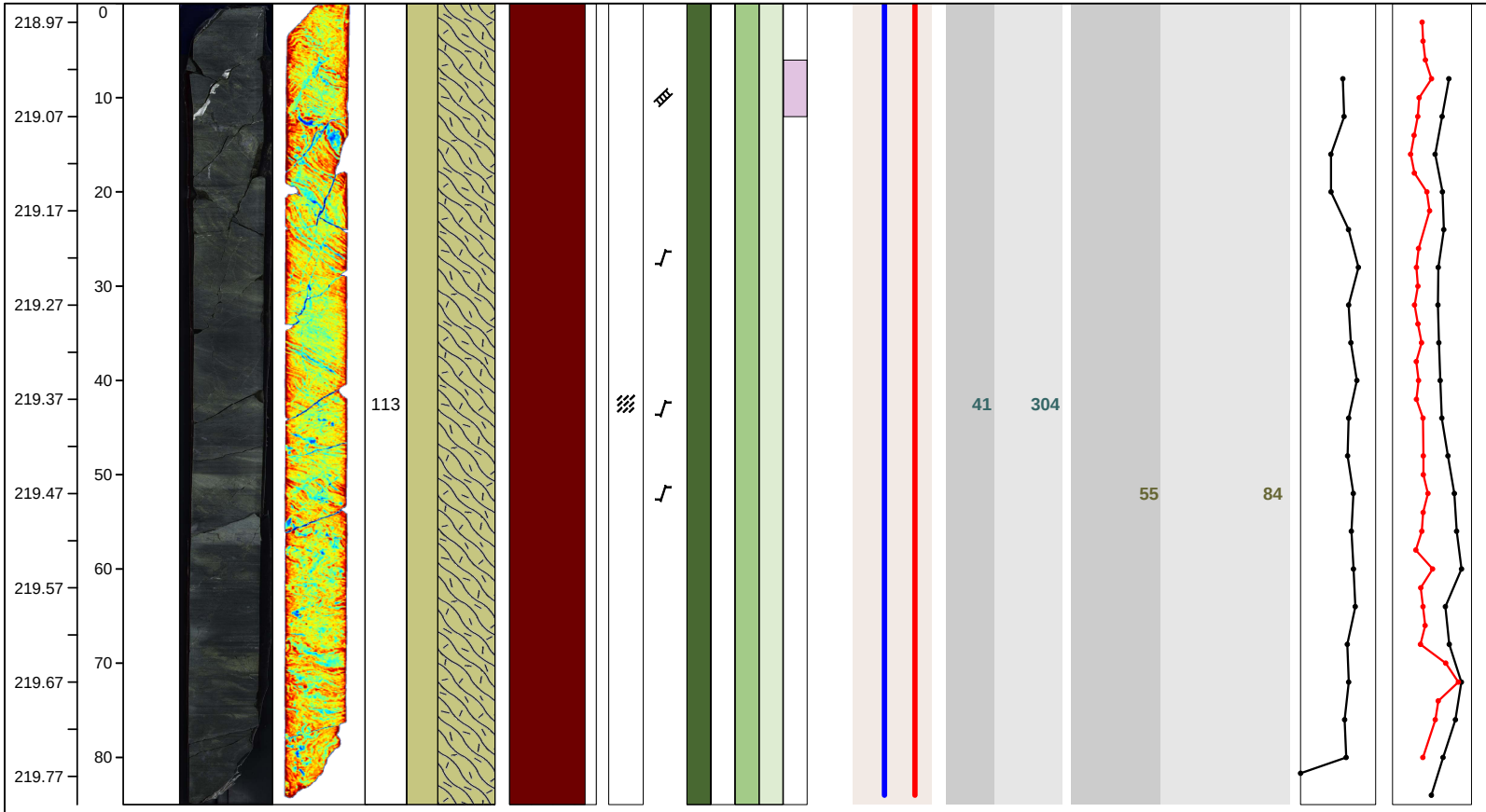

UNIT: 113
ROCK NAME: foliated schist
COLOR: greenish grey
HOST ROCK SUMMARY: Massive, greenish grey very fine grained schist. Folded in several places throughout unit. qtz-carbonate patches appear to be folded and disrupted veins.
VEIN PETROLOGY AND STRUCTURE SUMMARY: Ep dominates the section. Irregular dismembered qtz veins. Abundant anastamosing chl veins.

Hole BT1B-90Z Section 2,Top of Section 219.80 (m CCD)

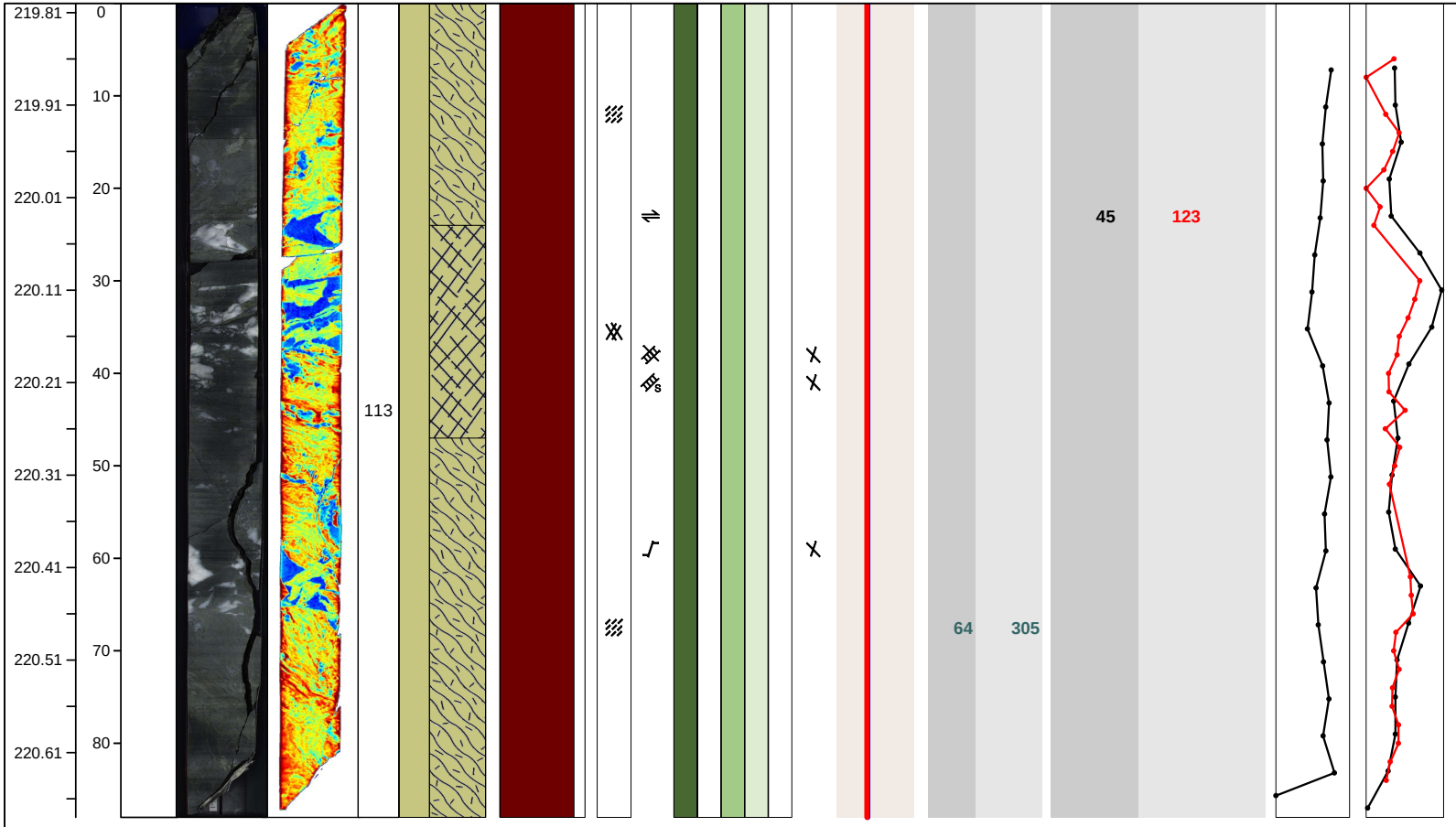

UNIT: 113
ROCK NAME: foliated schist
COLOR: greenish grey
HOST ROCK SUMMARY: Massive, greenish grey very fine grained schist. Folded in several places throughout unit. qtz-carbonate patches appear to be folded and disrupted veins.
VEIN PETROLOGY AND STRUCTURE SUMMARY: Irregular dismembered qtz veins. Abundant anastamosing chl veins.

Hole BT1B-90Z Section 3,Top of Section 220.69 (m CCD)



UNIT: 113
ROCK NAME: foliated schist
COLOR: greenish grey
HOST ROCK SUMMARY: Massive, greenish grey very fine grained schist. Folded in several places throughout unit. qtz-carbonate patches appear to be folded and disrupted veins.
VEIN PETROLOGY AND STRUCTURE SUMMARY: Irregular dismembered qtz veins. Abundant anastamosing chl veins. Minor ep

Hole BT1B-91Z Section 1,Top of Section 221.40 (m CCD)

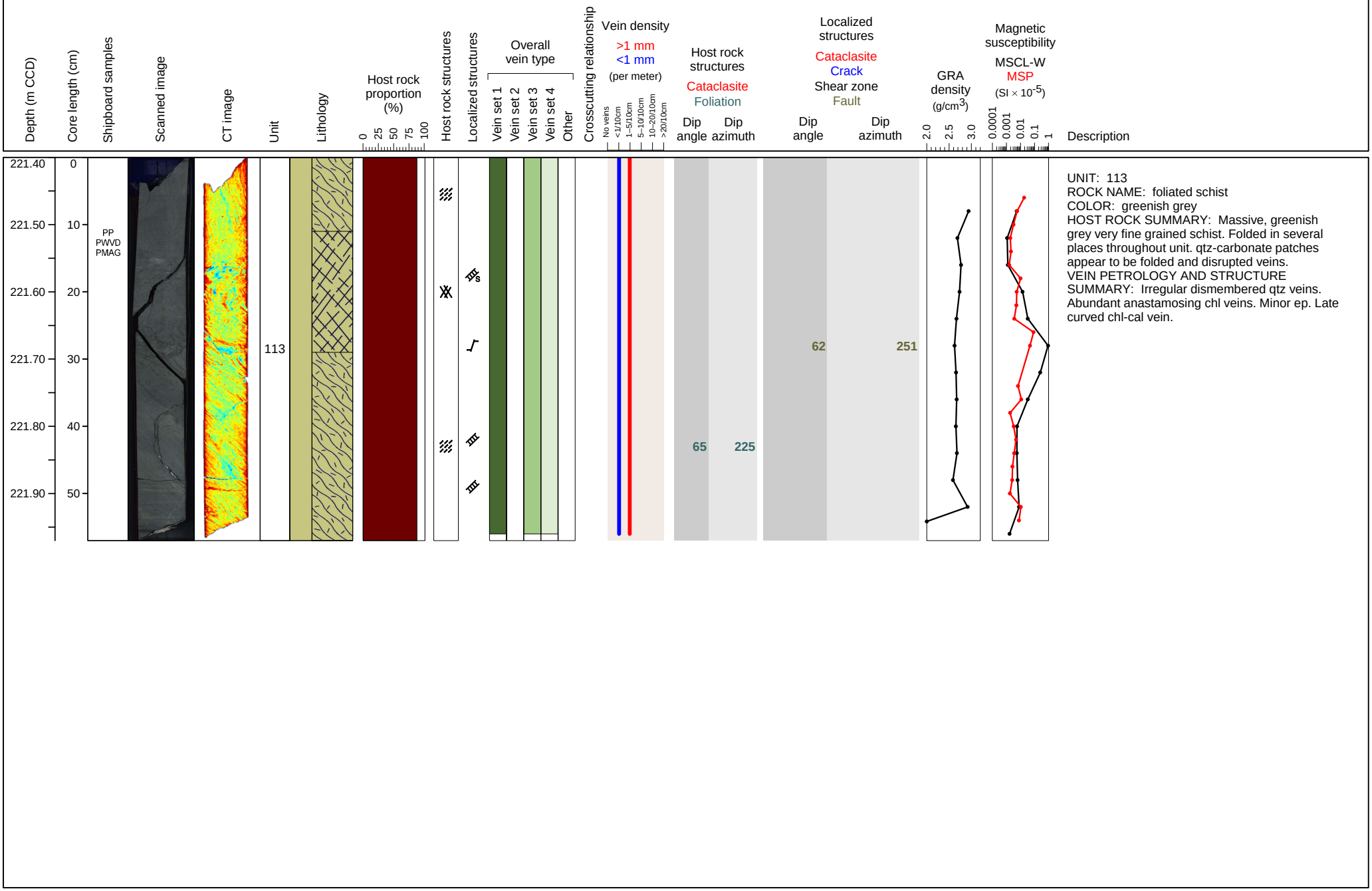

UNIT: 113
ROCK NAME: foliated schist
COLOR: greenish grey
HOST ROCK SUMMARY: Massive, greenish grey very fine grained schist. Folded in several places throughout unit. qtz-carbonate patches appear to be folded and disrupted veins.
VEIN PETROLOGY AND STRUCTURE SUMMARY: Irregular dismembered qtz veins. Abundant anastamosing chl veins. Minor ep. Late curved chl-cal vein.

Hole BT1B-92Z Section 1,Top of Section 222.00 (m CCD)

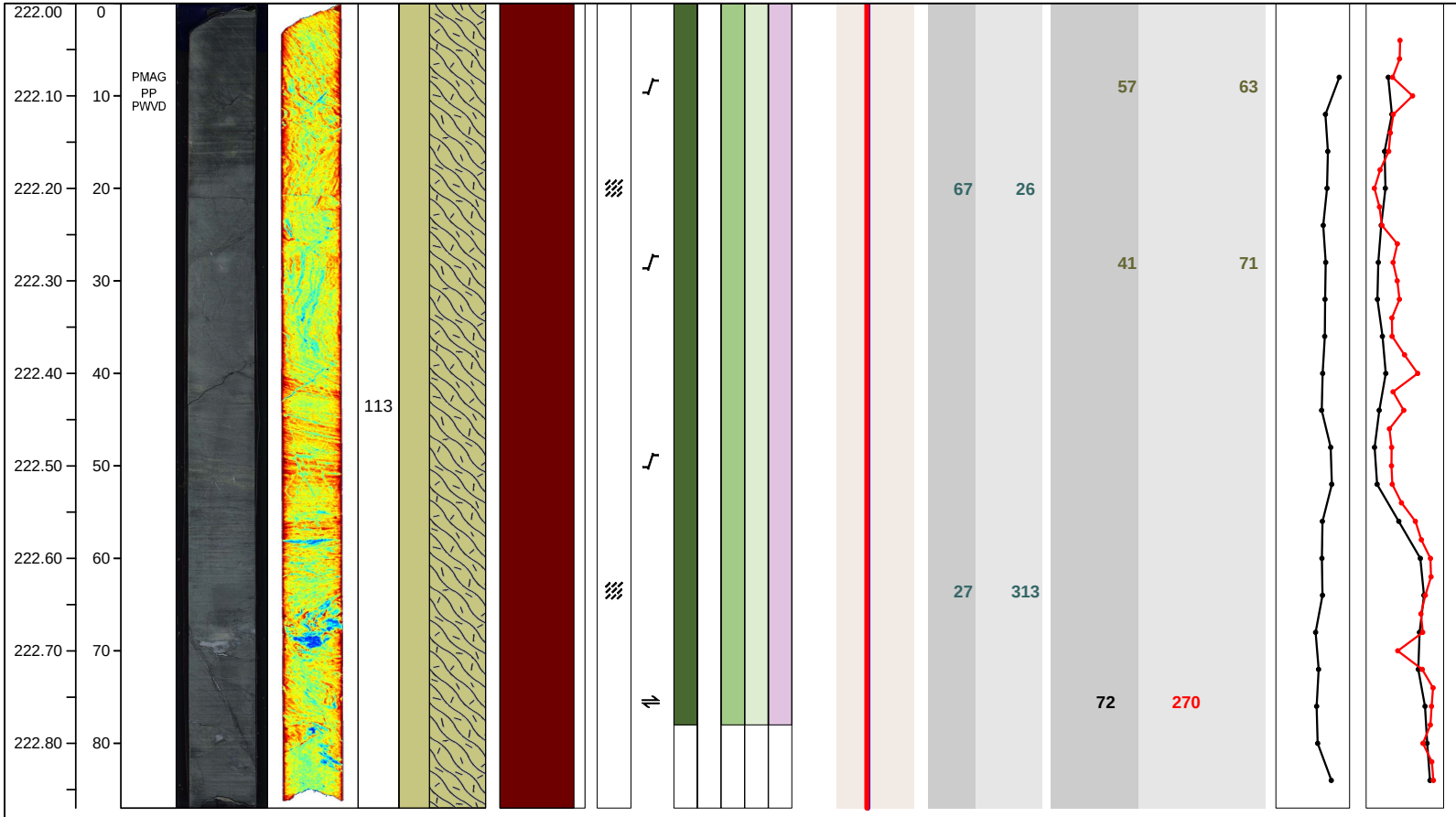

UNIT: 113
ROCK NAME: foliated schist
COLOR: greenish grey
HOST ROCK SUMMARY: Massive, greenish grey very fine grained schist. Folded in several places throughout unit. qtz-carbonate patches appear to be folded and disrupted veins.
VEIN PETROLOGY AND STRUCTURE SUMMARY: Vein of hematite and cal with associated disseminated sulfides. Irregular dismembered qtz veins. Abundant anastamosing chl veins.

Hole BT1B-92Z Section 2,Top of Section 222.88 (m CCD)

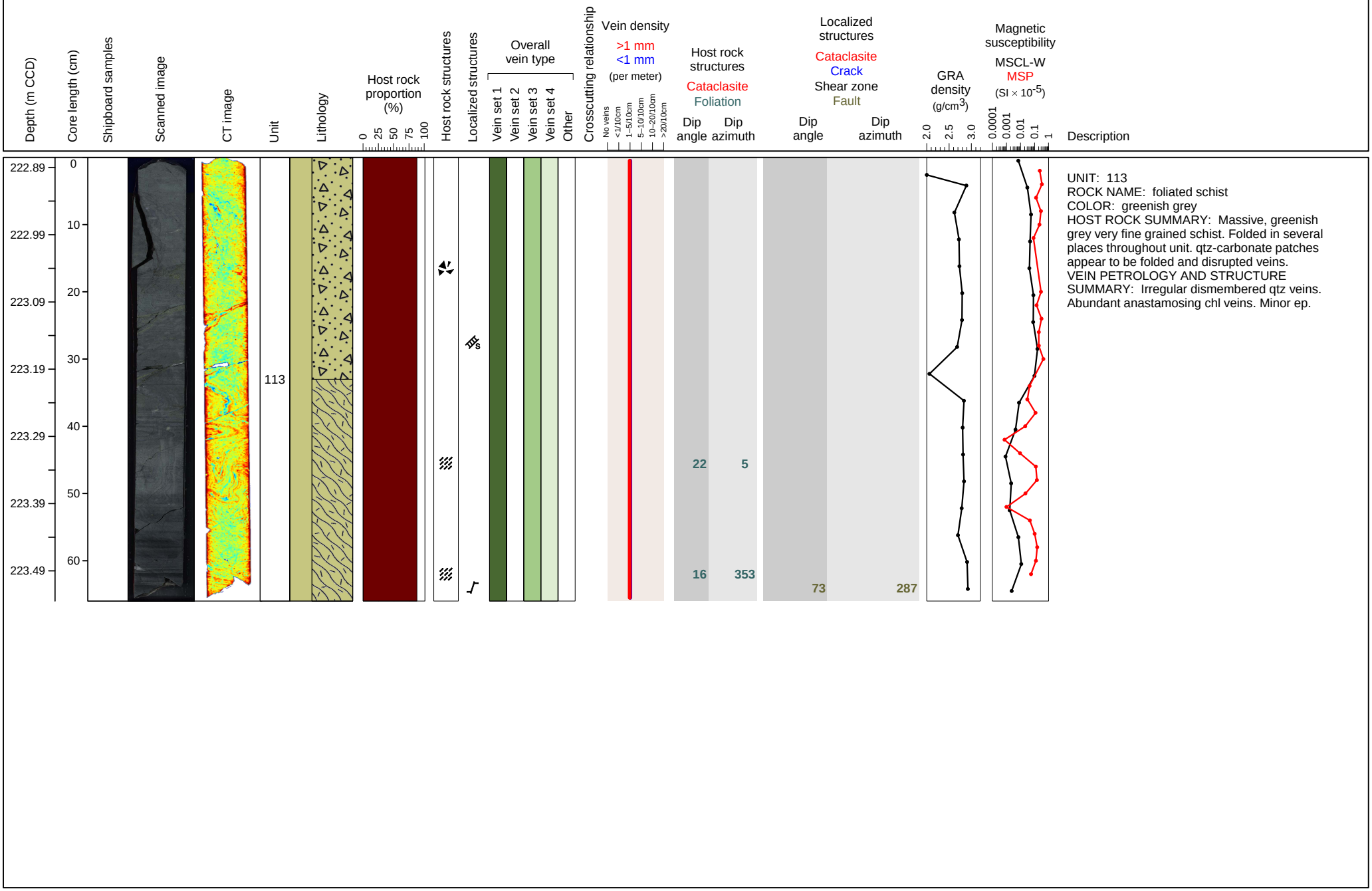

UNIT: 113
ROCK NAME: foliated schist
COLOR: greenish grey
HOST ROCK SUMMARY: Massive, greenish grey very fine grained schist. Folded in several places throughout unit. qtz-carbonate patches appear to be folded and disrupted veins.
VEIN PETROLOGY AND STRUCTURE SUMMARY: Irregular dismembered qtz veins. Abundant anastamosing chl veins. Minor ep.

Hole BT1B-92Z Section 3,Top of Section 223.54 (m CCD)



UNIT: 113
ROCK NAME: foliated schist
COLOR: greenish grey
HOST ROCK SUMMARY: Massive, greenish grey very fine grained schist. Folded in several places throughout unit. qtz-carbonate patches appear to be folded and disrupted veins.
VEIN PETROLOGY AND STRUCTURE SUMMARY: Vein of hematite and cal with associated disseminated sulfides. Irregular dismembered qtz veins. Abundant anastamosing chl veins.

Hole BT1B-92Z Section 4,Top of Section 224.32 (m CCD)

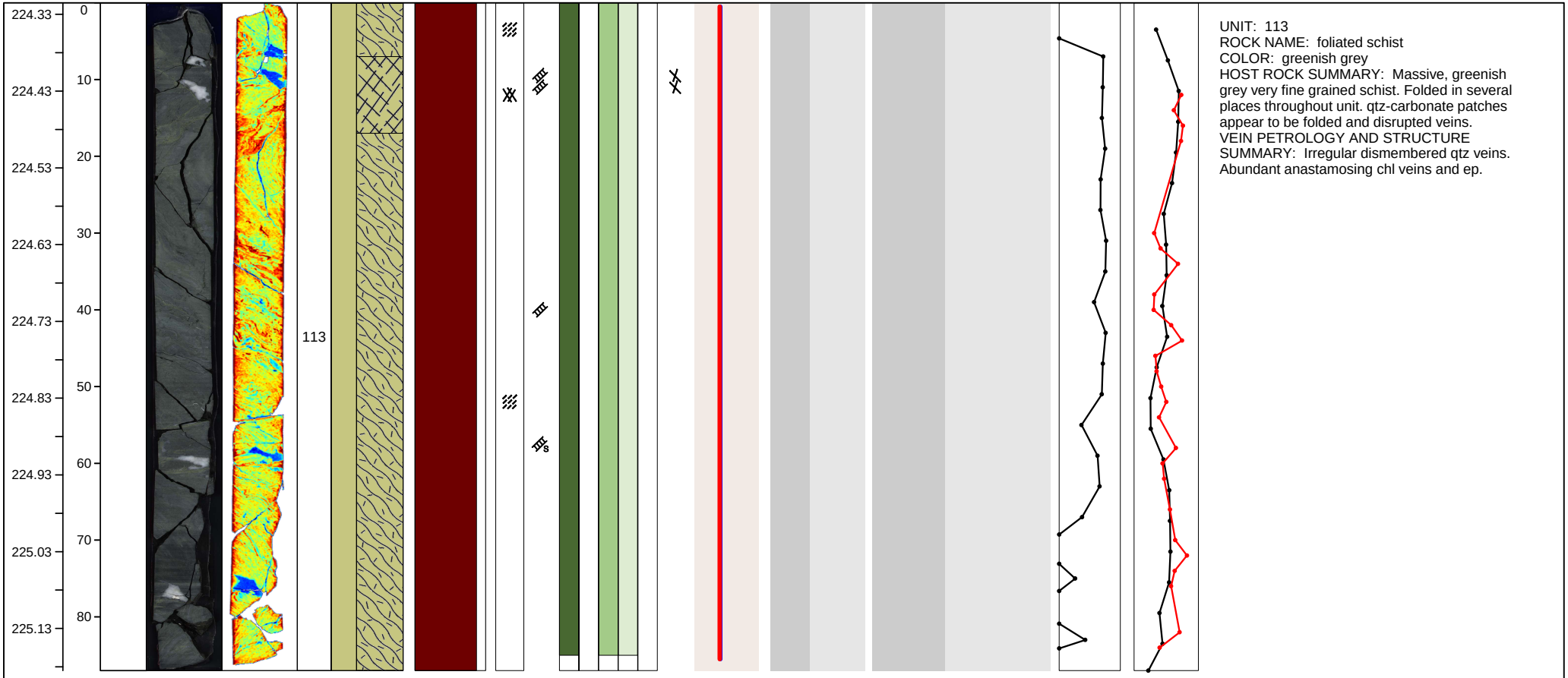

UNIT: 113
ROCK NAME: foliated schist
COLOR: greenish grey
HOST ROCK SUMMARY: Massive, greenish grey very fine grained schist. Folded in several places throughout unit. qtz-carbonate patches appear to be folded and disrupted veins.
VEIN PETROLOGY AND STRUCTURE SUMMARY: Irregular dismembered qtz veins. Abundant anastamosing chl veins and ep.

Hole BT1B-93Z Section 1,Top of Section 225.05 (m CCD)

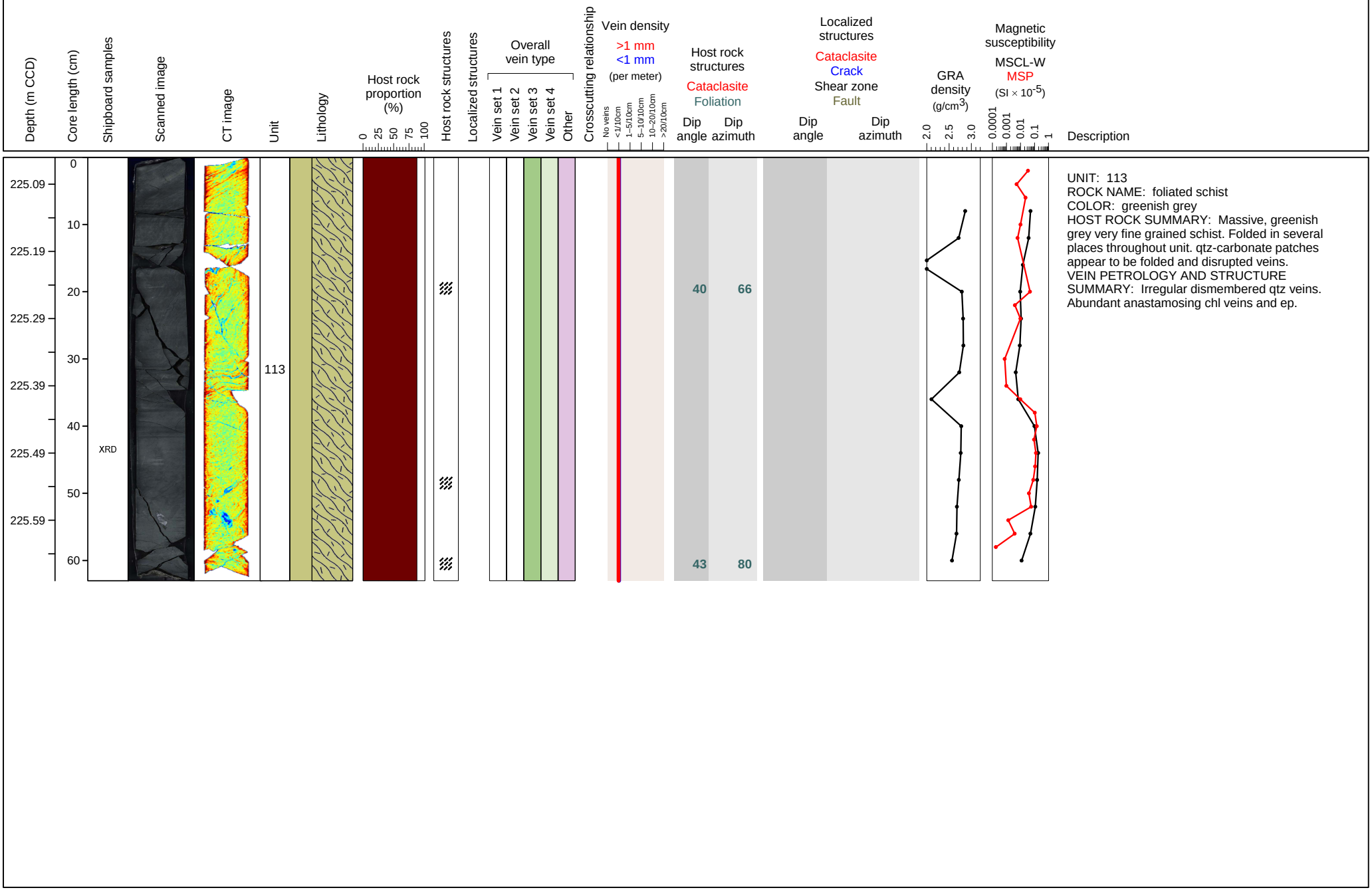

UNIT: 113
ROCK NAME: foliated schist
COLOR: greenish grey
HOST ROCK SUMMARY: Massive, greenish grey very fine grained schist. Folded in several places throughout unit. qtz-carbonate patches appear to be folded and disrupted veins.
VEIN PETROLOGY AND STRUCTURE SUMMARY: Irregular dismembered qtz veins. Abundant anastamosing chl veins and ep.

Hole BT1B-93Z Section 2,Top of Section 225.69 (m CCD)

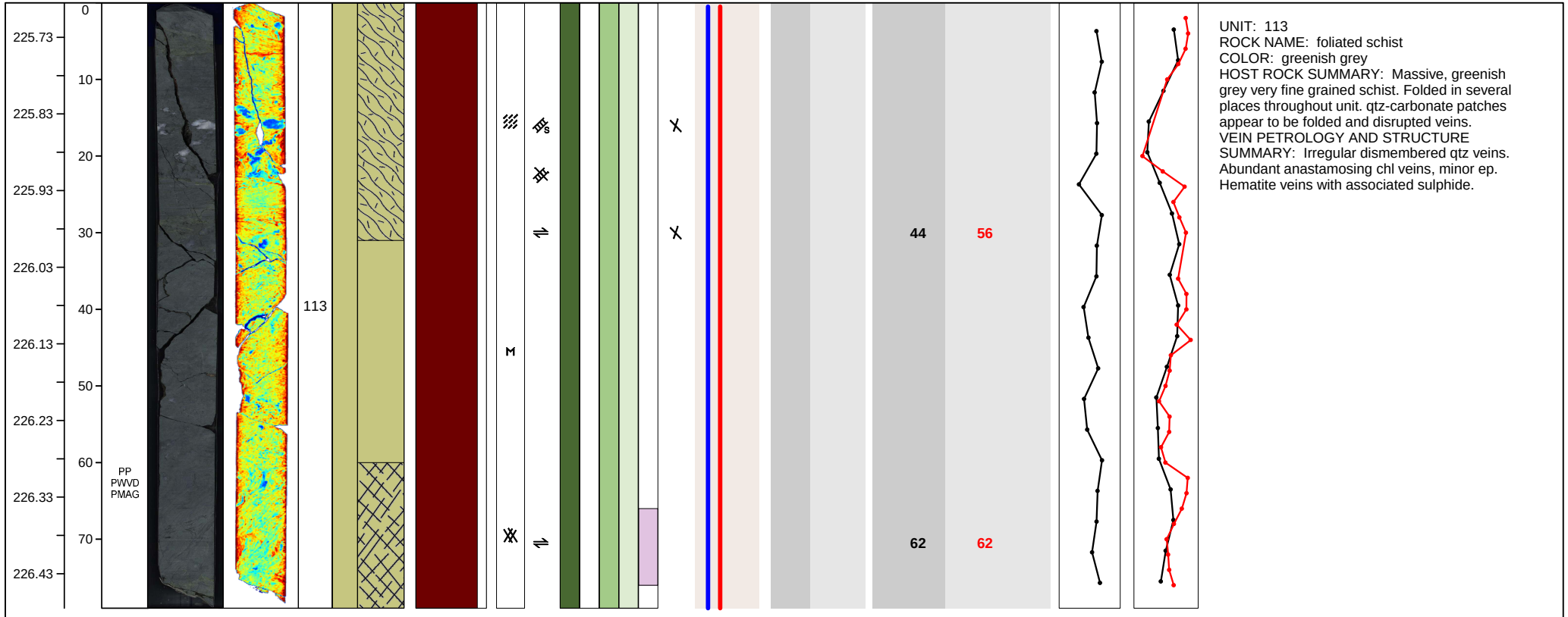

UNIT: 113
ROCK NAME: foliated schist
COLOR: greenish grey
HOST ROCK SUMMARY: Massive, greenish grey very fine grained schist. Folded in several places throughout unit. qtz-carbonate patches appear to be folded and disrupted veins.
VEIN PETROLOGY AND STRUCTURE SUMMARY: Irregular dismembered qtz veins. Abundant anastamosing chl veins, minor ep. Hematite veins with associated sulphide.

Hole BT1B-93Z Section 3,Top of Section 226.48 (m CCD)

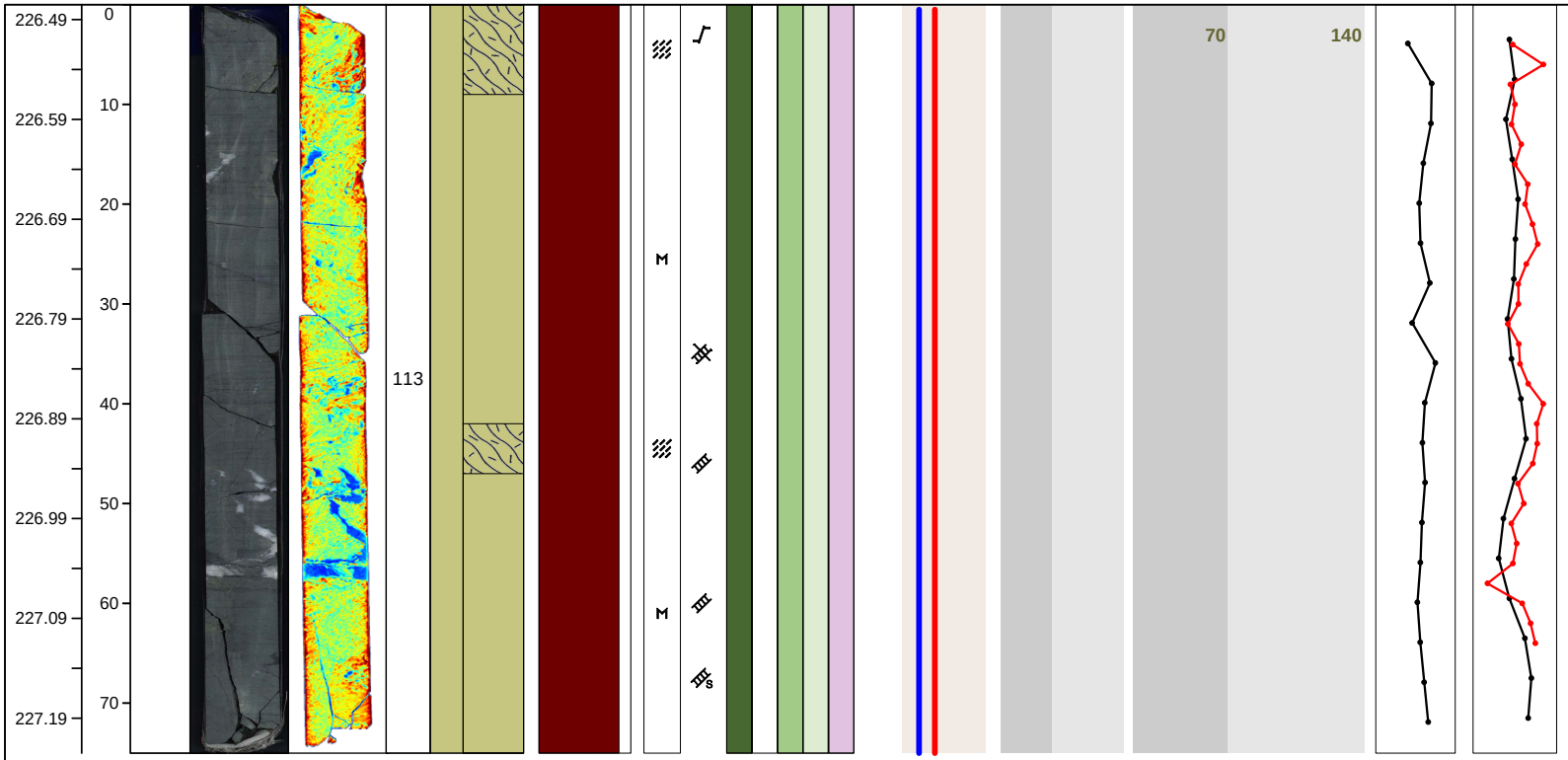

UNIT: 113
ROCK NAME: foliated schist
COLOR: greenish grey
HOST ROCK SUMMARY: Massive, greenish grey very fine grained schist. Folded in several places throughout unit. qtz-carbonate patches appear to be folded and disrupted veins.
VEIN PETROLOGY AND STRUCTURE SUMMARY: Irregular dismembered qtz veins. Abundant anastamosing chl veins, Hematite veins with associated sulphide.

Hole BT1B-94Z Section 1,Top of Section 227.15 (m CCD)

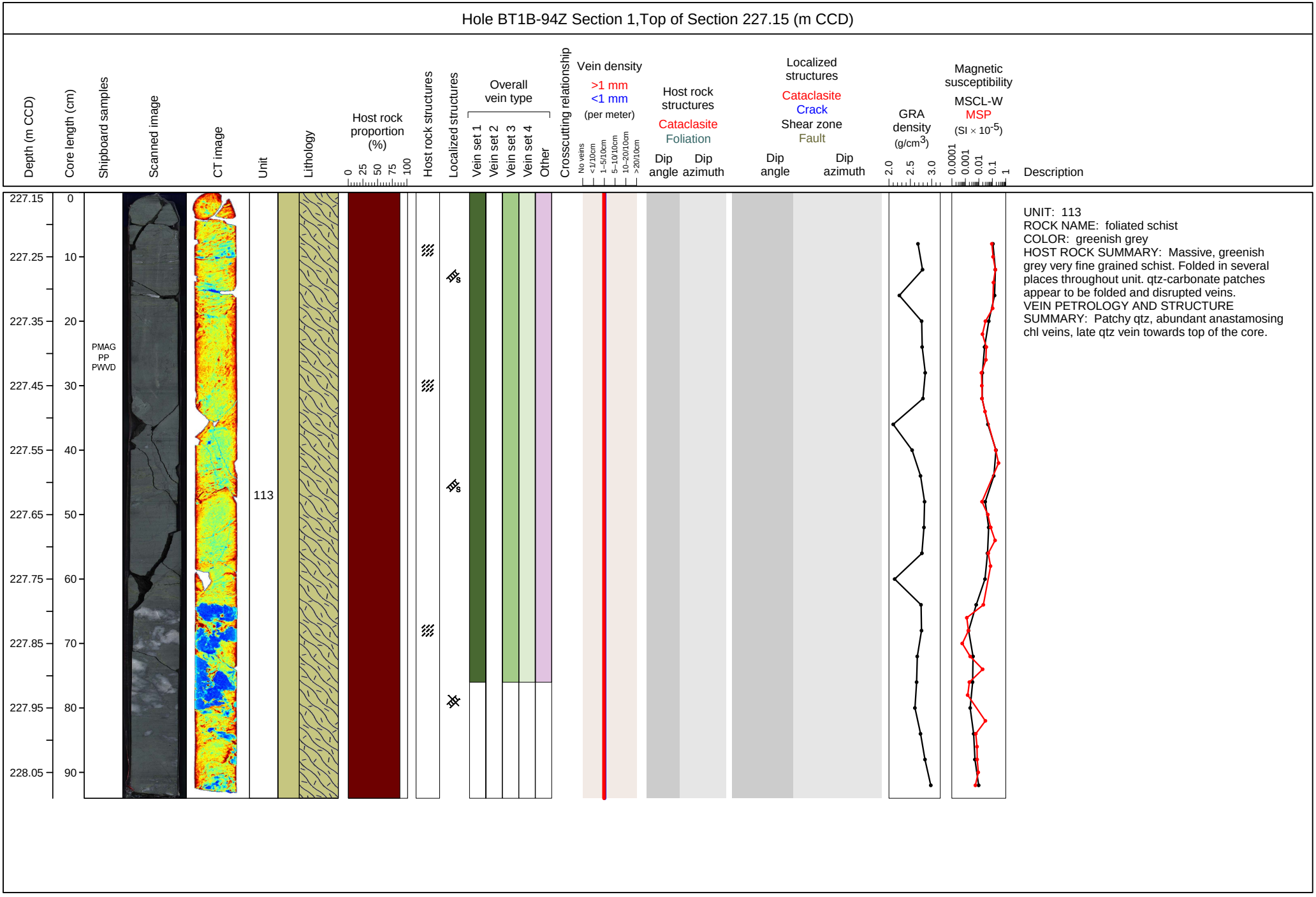

UNIT: 113
ROCK NAME: foliated schist
COLOR: greenish grey
HOST ROCK SUMMARY: Massive, greenish grey very fine grained schist. Folded in several places throughout unit. qtz-carbonate patches appear to be folded and disrupted veins.
VEIN PETROLOGY AND STRUCTURE SUMMARY: Patchy qtz, abundant anastamosing chl veins, late qtz vein towards top of the core.

Hole BT1B-95Z Section 1,Top of Section 228.10 (m CCD)

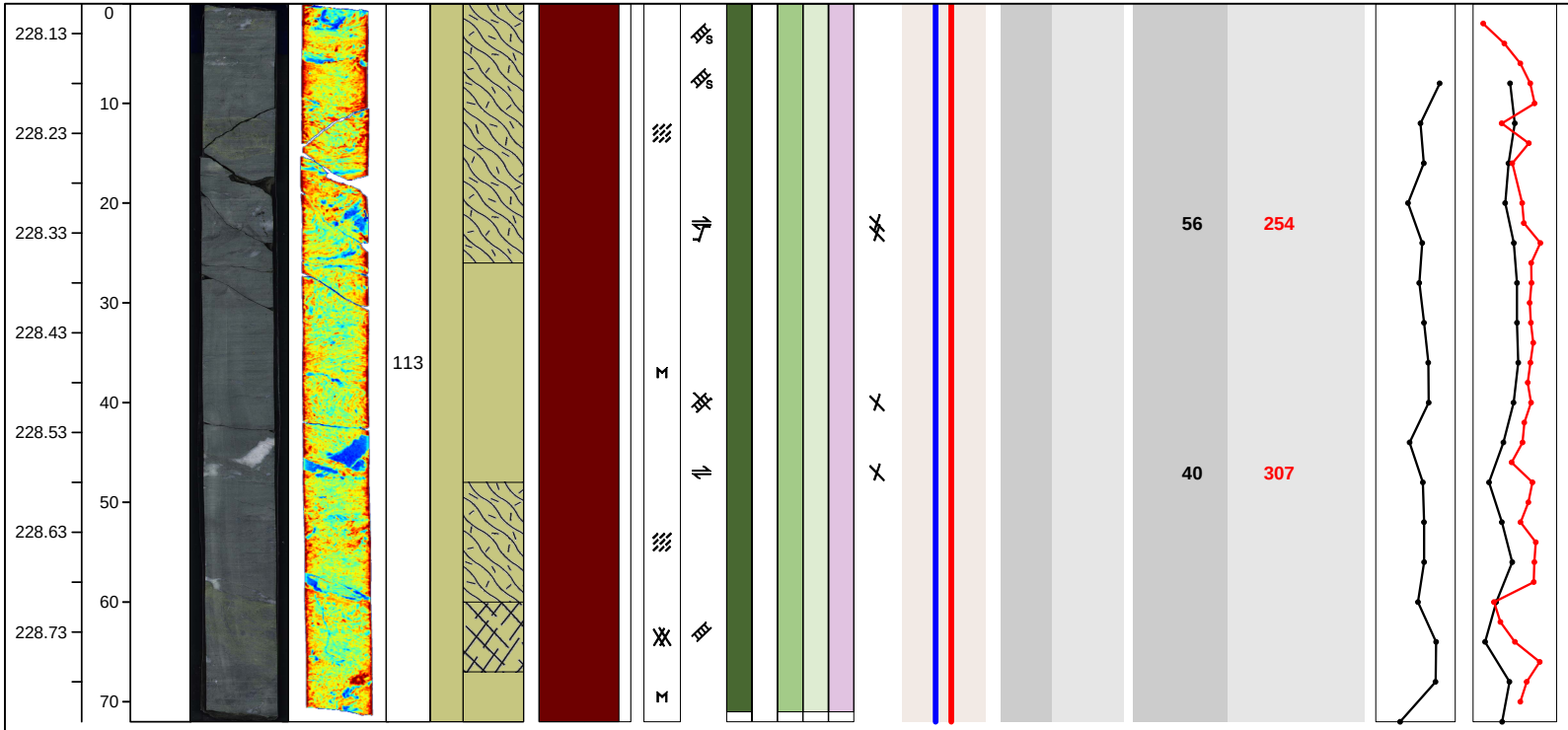

UNIT: 113
ROCK NAME: foliated schist
COLOR: greenish grey
HOST ROCK SUMMARY: Massive, greenish grey very fine grained schist. Folded in several places throughout unit. qtz-carbonate patches appear to be folded and disrupted veins.
VEIN PETROLOGY AND STRUCTURE SUMMARY: Irregular dismembered qtz veins. Abundant anastamosing chl veins, Hematite veins with associated sulphide.

Hole BT1B-95Z Section 2,Top of Section 228.82 (m CCD)

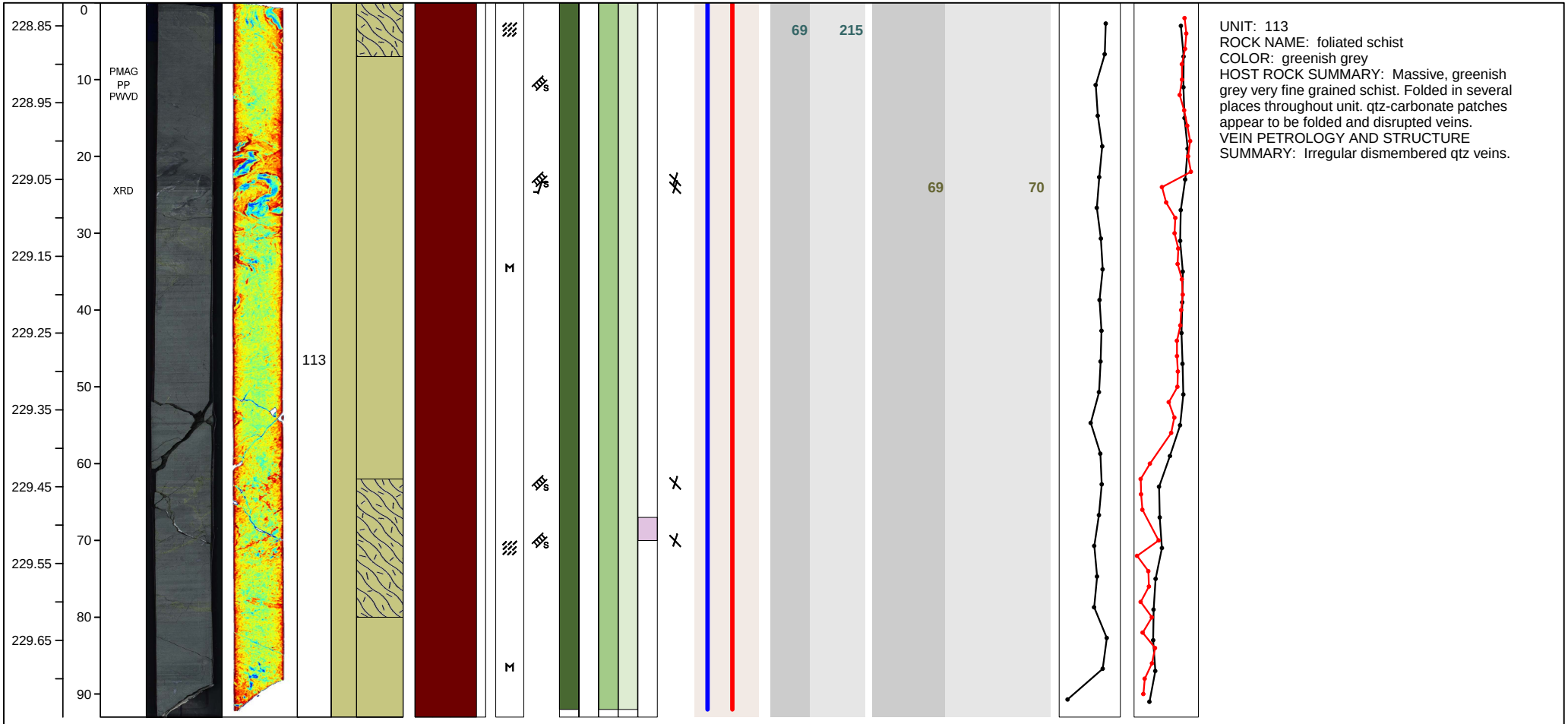

UNIT: 113
ROCK NAME: foliated schist
COLOR: greenish grey
HOST ROCK SUMMARY: Massive, greenish grey very fine grained schist. Folded in several places throughout unit. qtz-carbonate patches appear to be folded and disrupted veins.
VEIN PETROLOGY AND STRUCTURE SUMMARY: Irregular dismembered qtz veins.

Hole BT1B-95Z Section 3,Top of Section 229.76 (m CCD)



UNIT: 113
ROCK NAME: foliated schist
COLOR: greenish grey
HOST ROCK SUMMARY: Massive, greenish grey very fine grained schist. Folded in several places throughout unit. qtz-carbonate patches appear to be folded and disrupted veins.
VEIN PETROLOGY AND STRUCTURE SUMMARY: Irregular dismembered qtz veins dominate the section.

Hole BT1B-95Z Section 4,Top of Section 230.61 (m CCD)

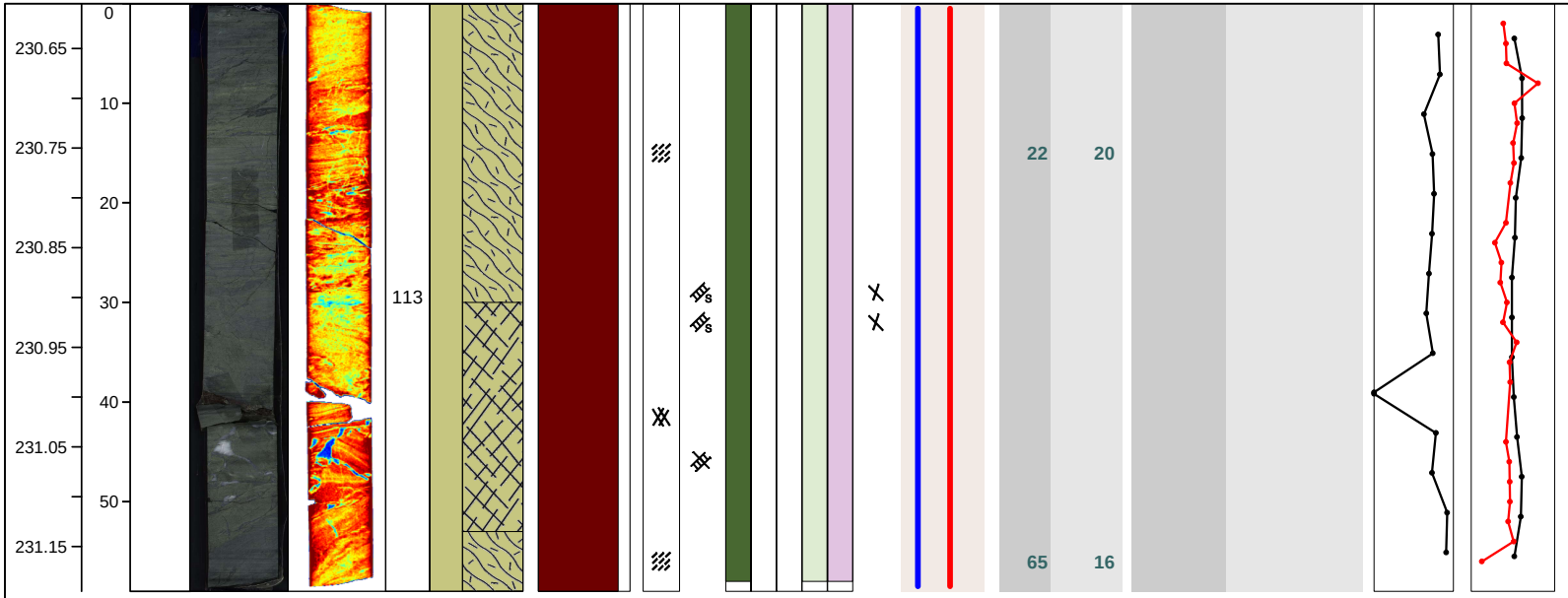

UNIT: 113
ROCK NAME: foliated schist
COLOR: greenish grey
HOST ROCK SUMMARY: Massive, greenish grey very fine grained schist. Folded in several places throughout unit. qtz-carbonate patches appear to be folded and disrupted veins.
VEIN PETROLOGY AND STRUCTURE SUMMARY: Chl veinlets and hematite vein with halo.

Hole BT1B-96Z Section 1,Top of Section 231.15 (m CCD)

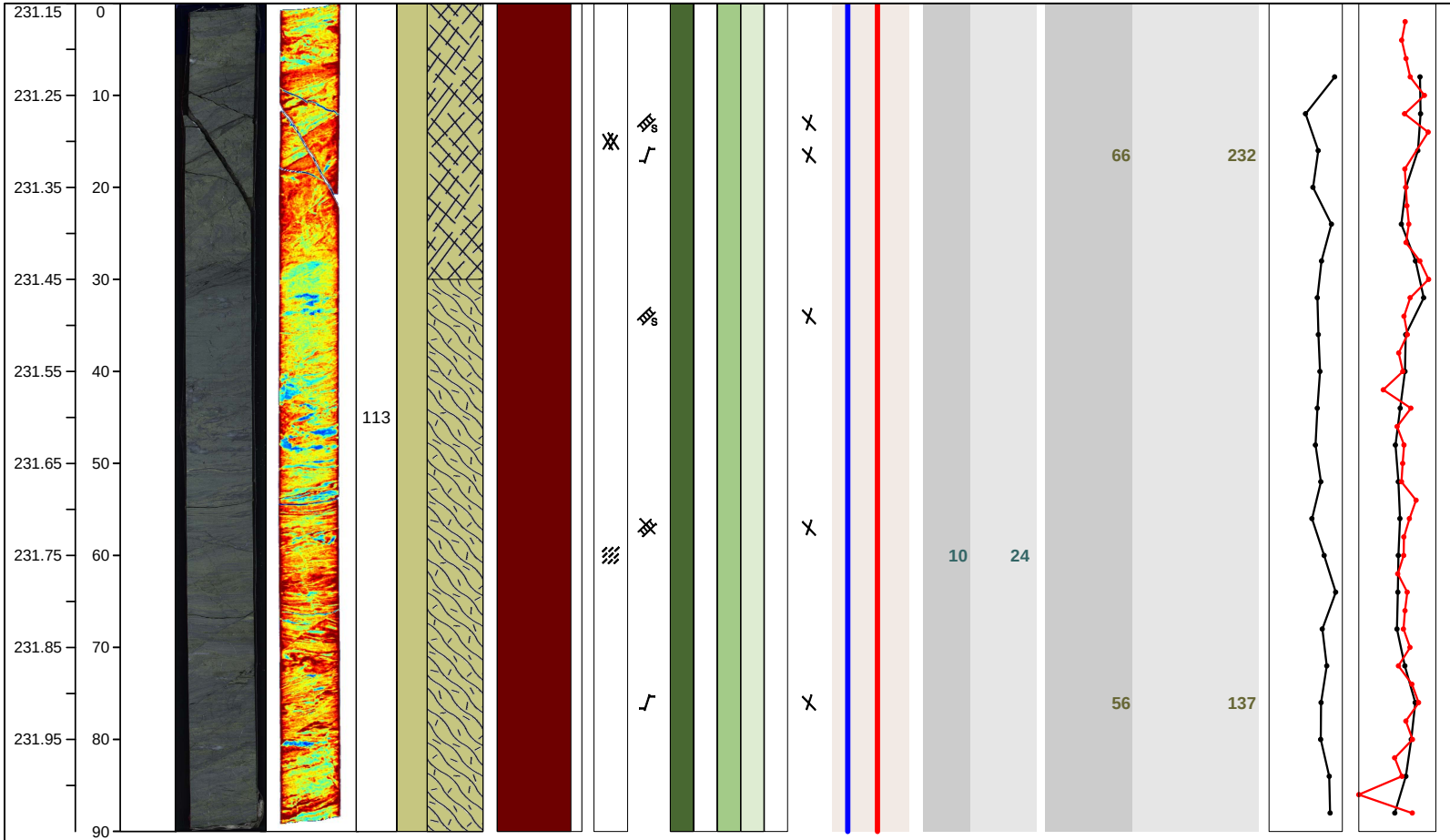

UNIT: 113
ROCK NAME: foliated schist
COLOR: greenish grey
HOST ROCK SUMMARY: Massive, greenish grey very fine grained schist. Folded in several places throughout unit. qtz-carbonate patches appear to be folded and disrupted veins.
VEIN PETROLOGY AND STRUCTURE SUMMARY: Chl dominates section. Several diffuse folded ep rich areas that look like banding rather than veins.

Hole BT1B-96Z Section 2,Top of Section 232.06 (m CCD)

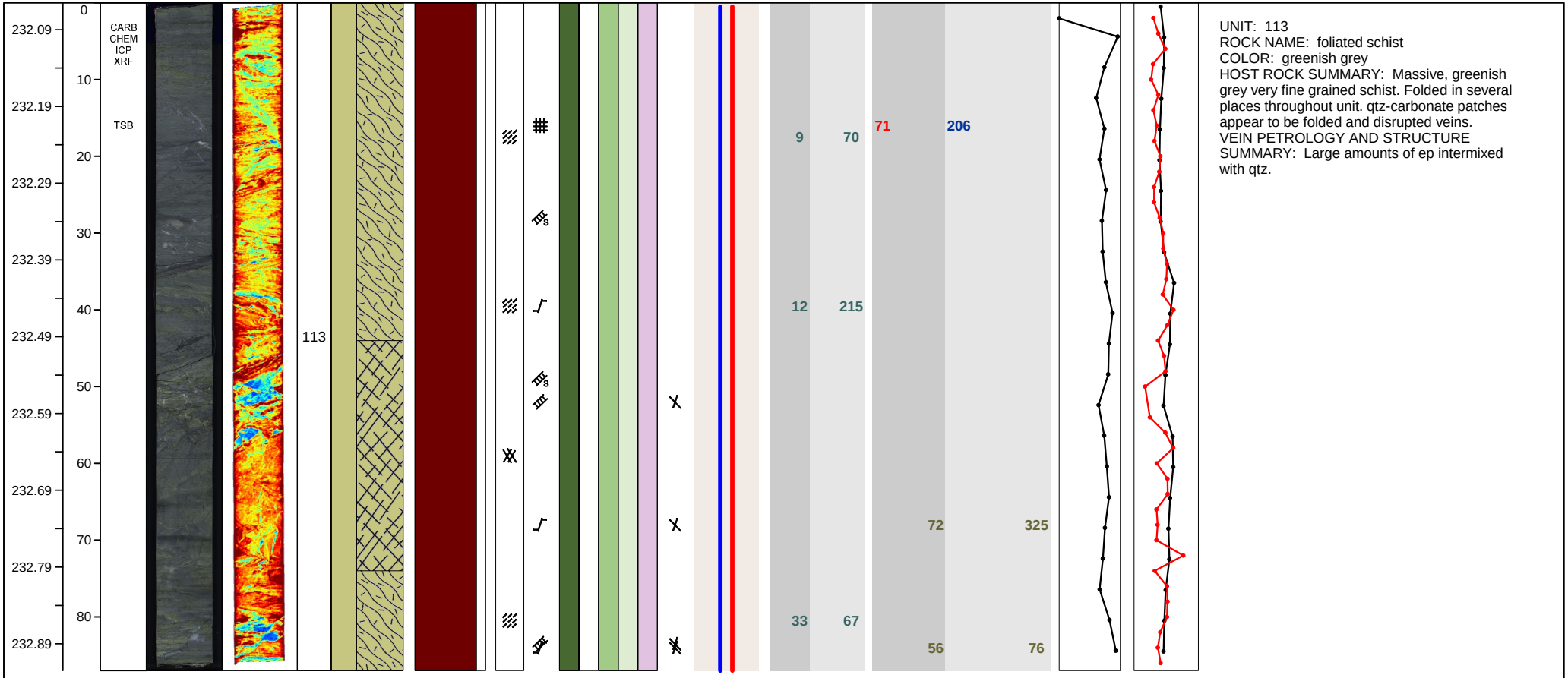

UNIT: 113
ROCK NAME: foliated schist
COLOR: greenish grey
HOST ROCK SUMMARY: Massive, greenish grey very fine grained schist. Folded in several places throughout unit. qtz-carbonate patches appear to be folded and disrupted veins.
VEIN PETROLOGY AND STRUCTURE SUMMARY: Large amounts of ep intermixed with qtz.

Hole BT1B-96Z Section 3,Top of Section 232.93 (m CCD)

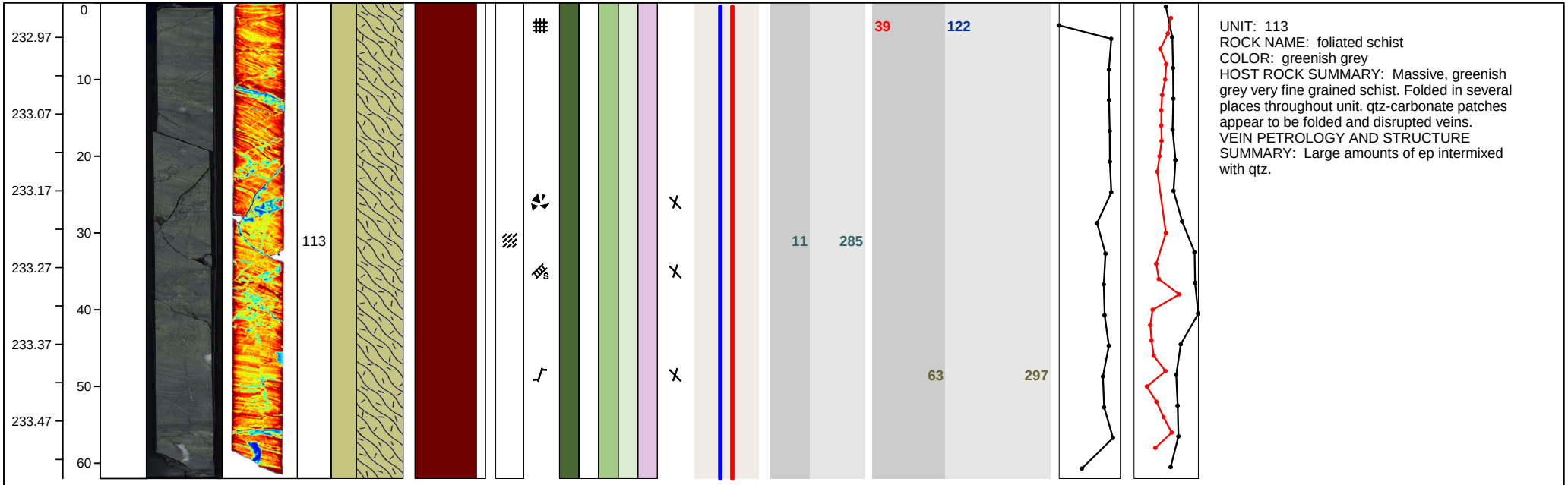

UNIT: 113
ROCK NAME: foliated schist
COLOR: greenish grey
HOST ROCK SUMMARY: Massive, greenish grey very fine grained schist. Folded in several places throughout unit. qtz-carbonate patches appear to be folded and disrupted veins.
VEIN PETROLOGY AND STRUCTURE SUMMARY: Large amounts of ep intermixed with qtz.

Hole BT1B-96Z Section 4,Top of Section 233.55 (m CCD)

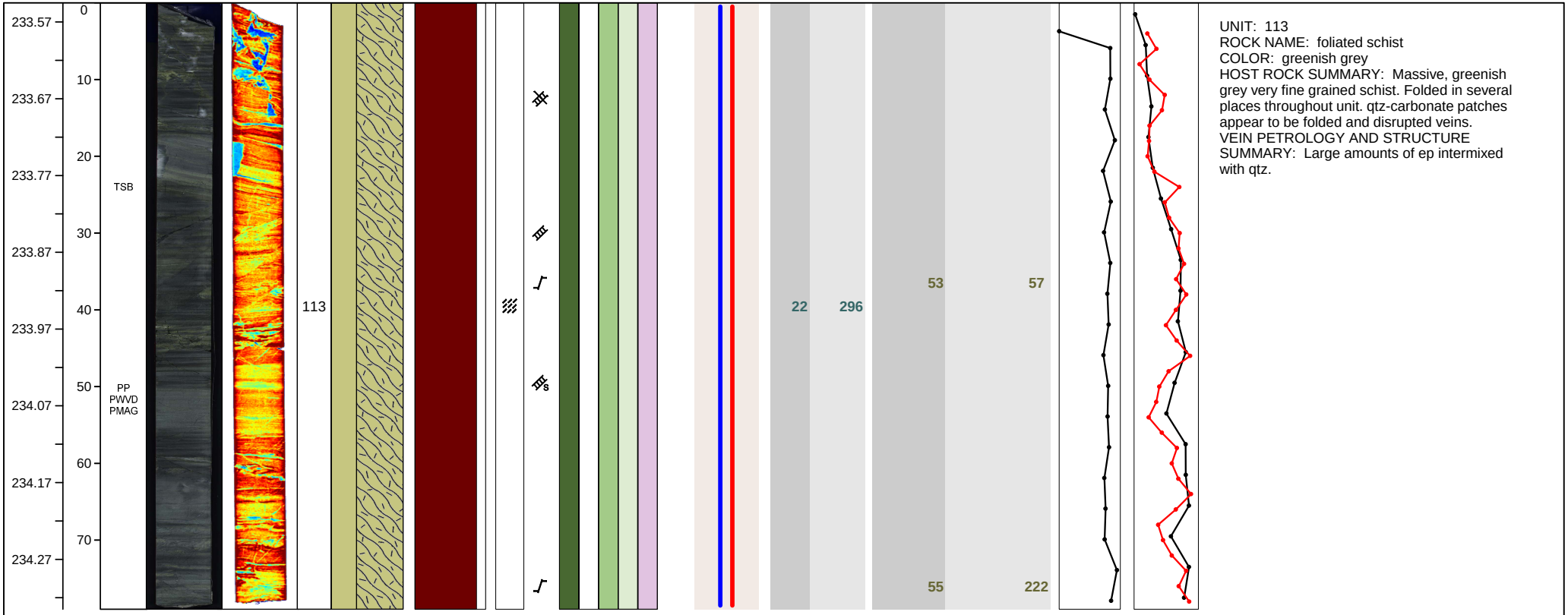

UNIT: 113
ROCK NAME: foliated schist
COLOR: greenish grey
HOST ROCK SUMMARY: Massive, greenish grey very fine grained schist. Folded in several places throughout unit. qtz-carbonate patches appear to be folded and disrupted veins.
VEIN PETROLOGY AND STRUCTURE SUMMARY: Large amounts of ep intermixed with qtz.

Hole BT1B-97Z Section 1,Top of Section 234.20 (m CCD)

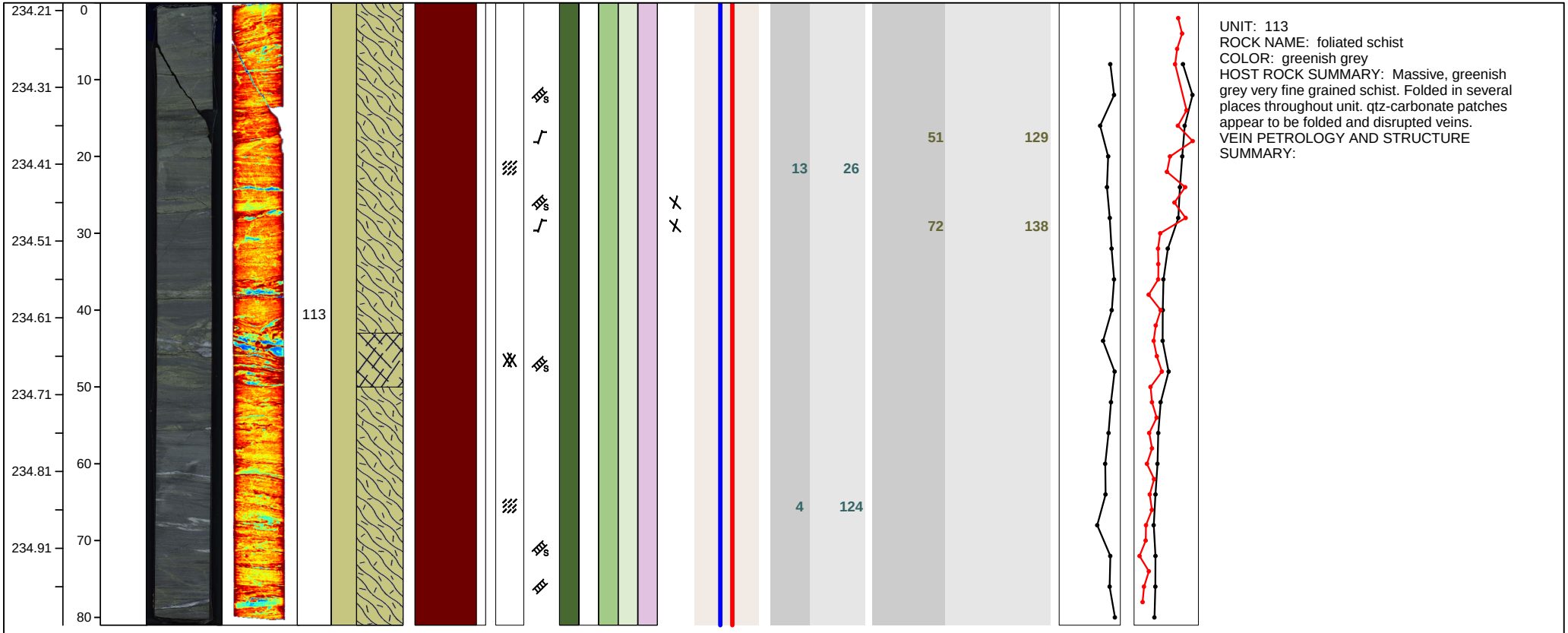

UNIT: 113
ROCK NAME: foliated schist
COLOR: greenish grey
HOST ROCK SUMMARY: Massive, greenish grey very fine grained schist. Folded in several places throughout unit. qtz-carbonate patches appear to be folded and disrupted veins.
VEIN PETROLOGY AND STRUCTURE SUMMARY:

Hole BT1B-97Z Section 2,Top of Section 235.02 (m CCD)

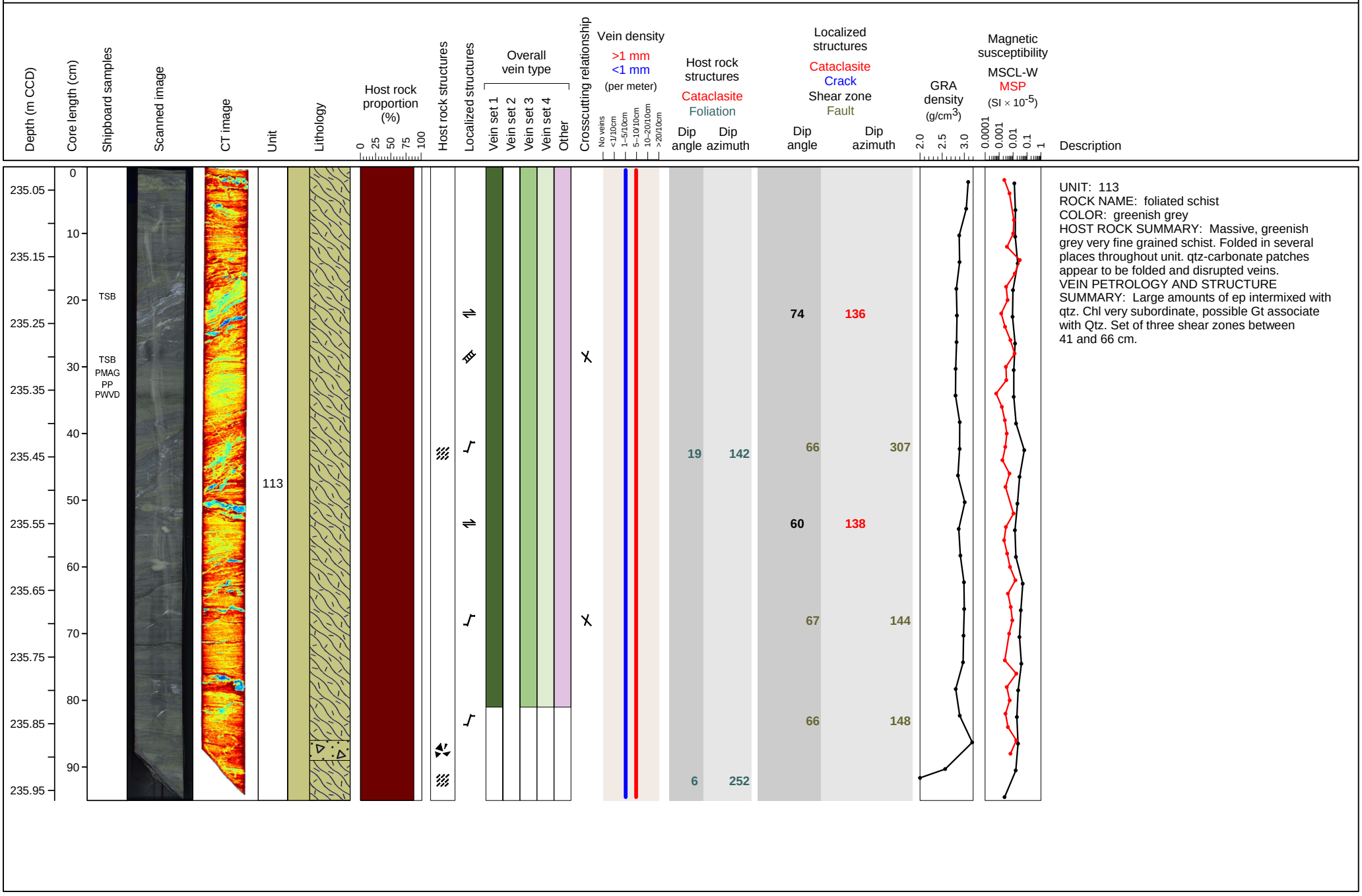

UNIT: 113
ROCK NAME: foliated schist
COLOR: greenish grey
HOST ROCK SUMMARY: Massive, greenish grey very fine grained schist. Folded in several places throughout unit. qtz-carbonate patches appear to be folded and disrupted veins.
VEIN PETROLOGY AND STRUCTURE SUMMARY: Large amounts of ep intermixed with qtz. Chl very subordinate, possible Gt associate with Qtz. Set of three shear zones between 41 and 66 cm.

Hole BT1B-97Z Section 3,Top of Section 235.97 (m CCD)

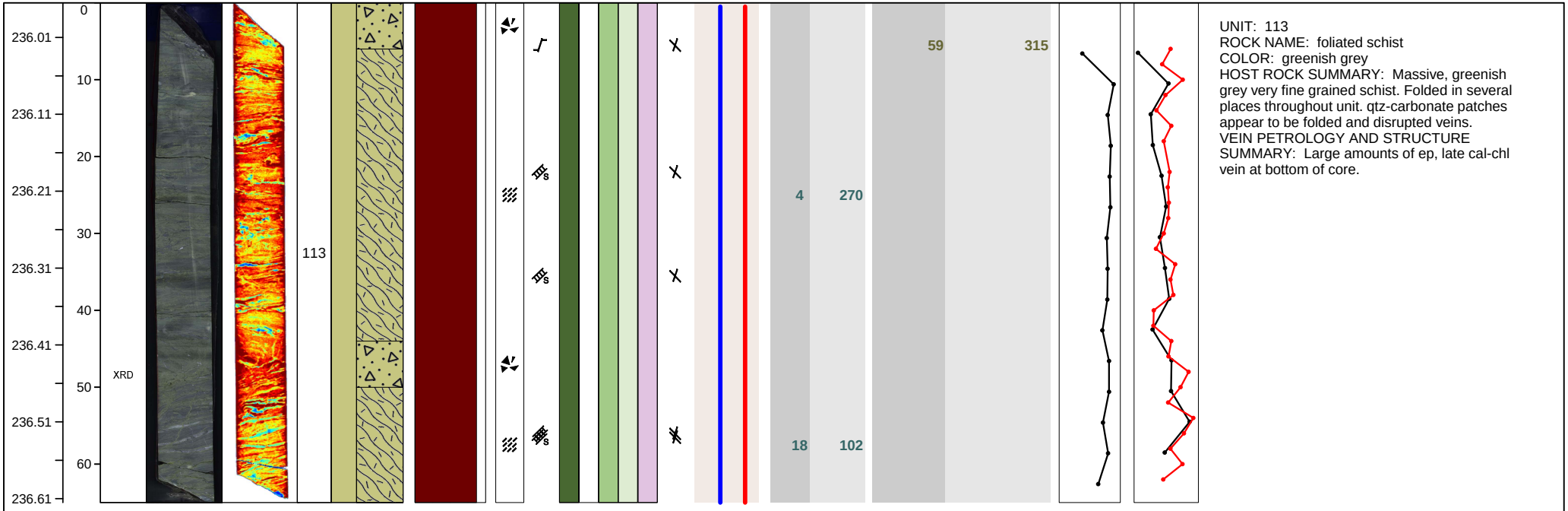

UNIT: 113
ROCK NAME: foliated schist
COLOR: greenish grey
HOST ROCK SUMMARY: Massive, greenish grey very fine grained schist. Folded in several places throughout unit. qtz-carbonate patches appear to be folded and disrupted veins.
VEIN PETROLOGY AND STRUCTURE SUMMARY: Large amounts of ep, late cal-chl vein at bottom of core.

Hole BT1B-97Z Section 4,Top of Section 236.62 (m CCD)

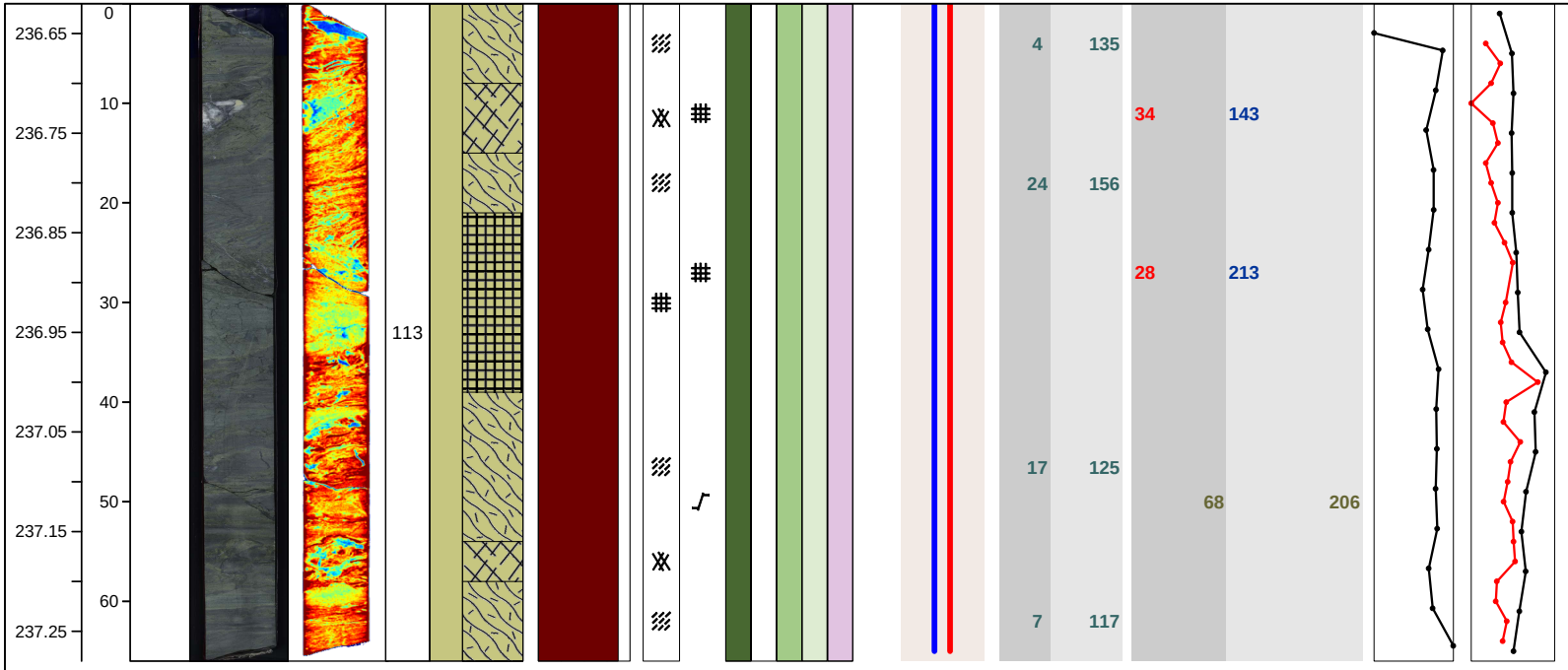

UNIT: 113
ROCK NAME: foliated schist
COLOR: greenish grey
HOST ROCK SUMMARY: Massive, greenish grey very fine grained schist. Folded in several places throughout unit. qtz-carbonate patches appear to be folded and disrupted veins.
VEIN PETROLOGY AND STRUCTURE SUMMARY: Patchy qtz, abundant anastamosing chl veins, late cal-hematite veins towards bottom of the core.

Hole BT1B-98Z Section 1,Top of Section 237.25 (m CCD)

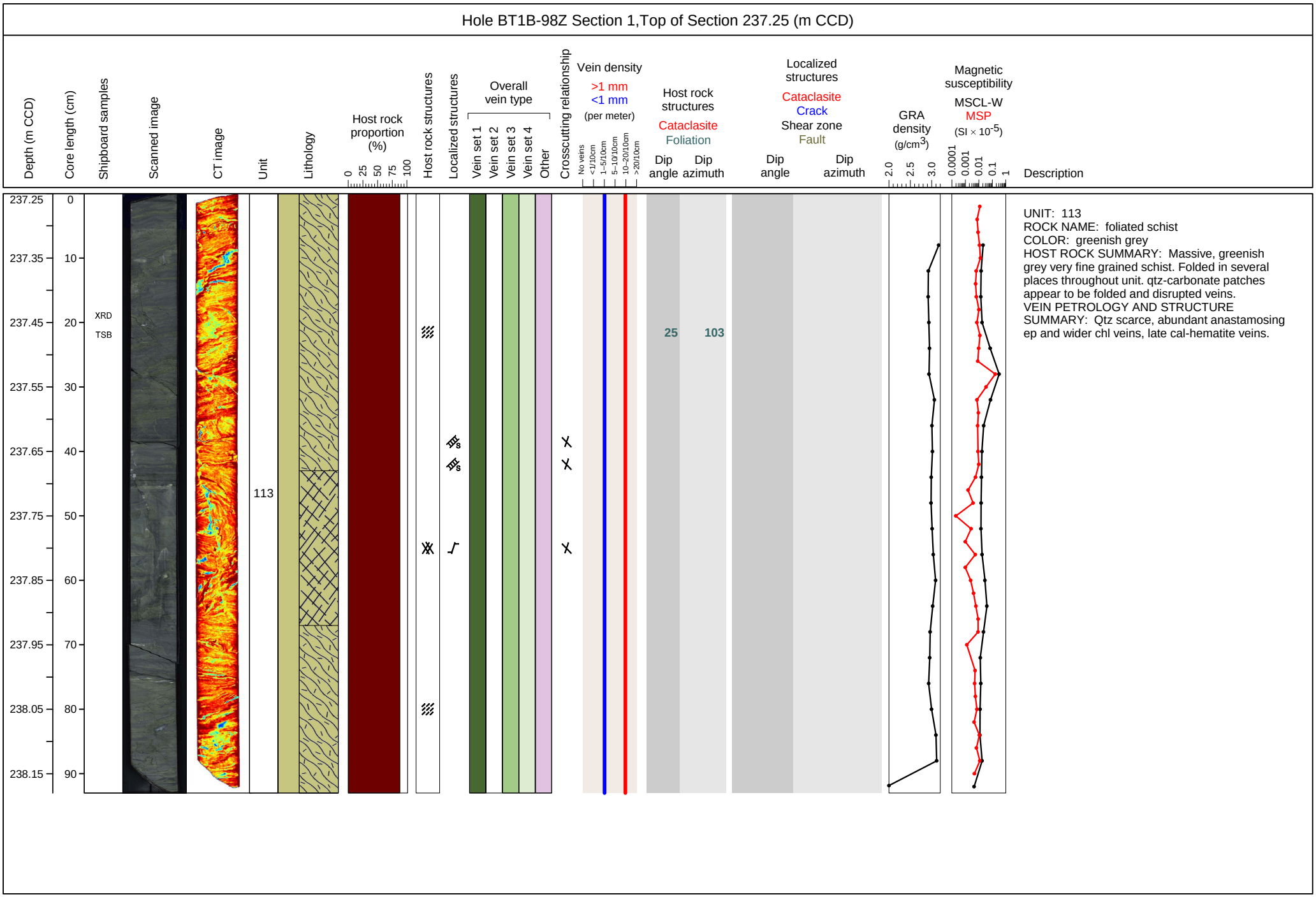

UNIT: 113
ROCK NAME: foliated schist
COLOR: greenish grey
HOST ROCK SUMMARY: Massive, greenish grey very fine grained schist. Folded in several places throughout unit. qtz-carbonate patches appear to be folded and disrupted veins.
VEIN PETROLOGY AND STRUCTURE SUMMARY: Qtz scarce, abundant anastamosing ep and wider chl veins, late cal-hematite veins.

Hole BT1B-98Z Section 2,Top of Section 238.19 (m CCD)

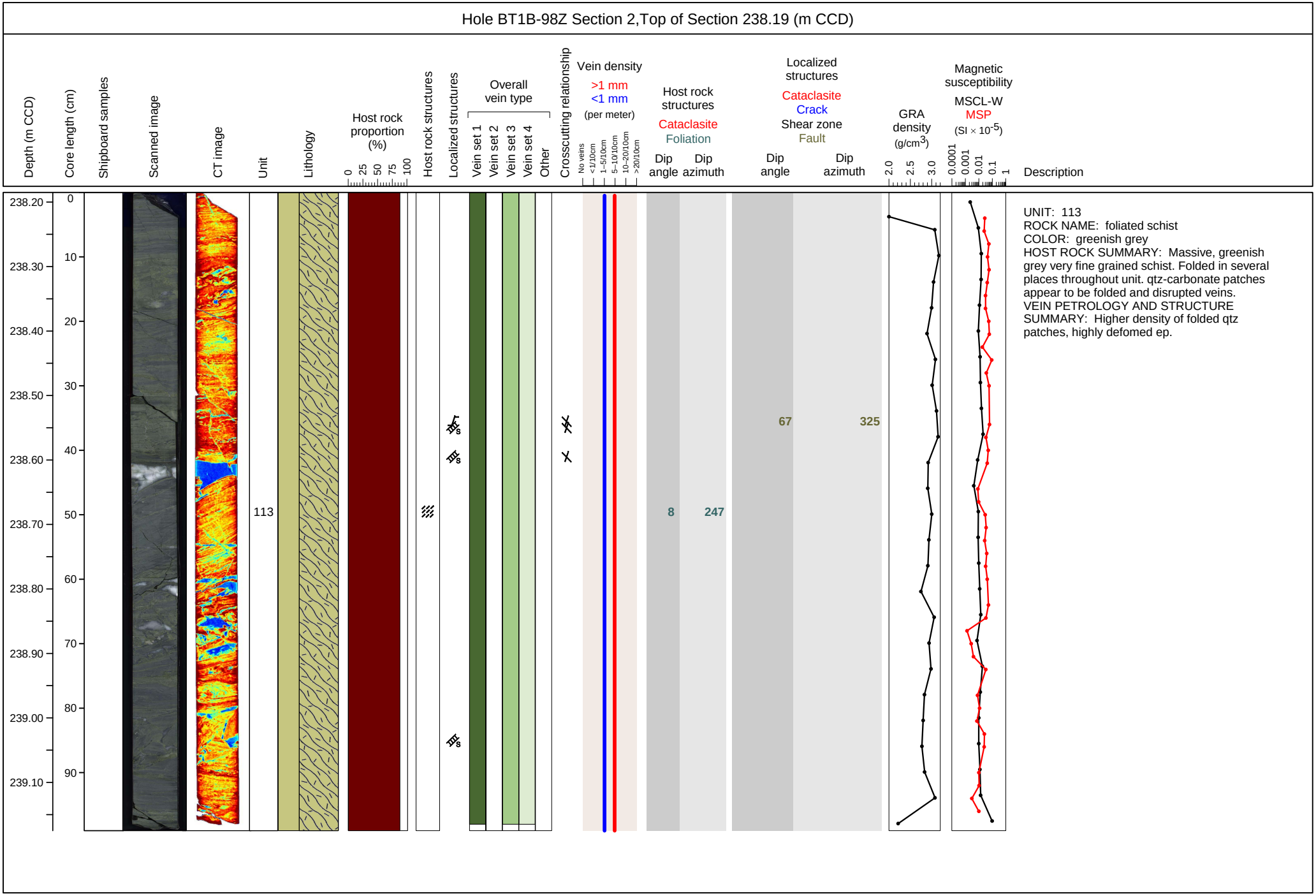

UNIT: 113
ROCK NAME: foliated schist
COLOR: greenish grey
HOST ROCK SUMMARY: Massive, greenish grey very fine grained schist. Folded in several places throughout unit. qtz-carbonate patches appear to be folded and disrupted veins.
VEIN PETROLOGY AND STRUCTURE SUMMARY: Higher density of folded qtz patches, highly defomed ep.

Hole BT1B-98Z Section 3,Top of Section 239.18 (m CCD)

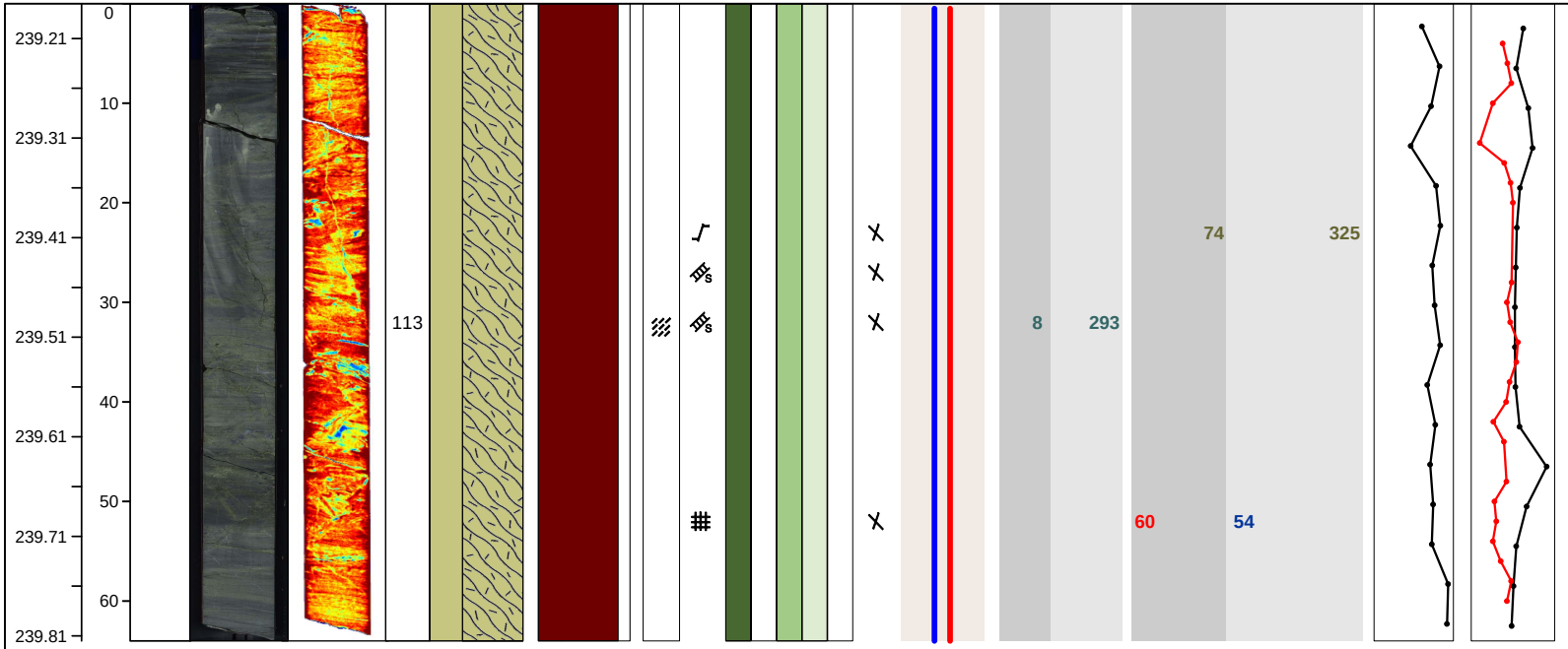

UNIT: 113
ROCK NAME: foliated schist
COLOR: greenish grey
HOST ROCK SUMMARY: Massive, greenish grey very fine grained schist. Folded in several places throughout unit. qtz-carbonate patches appear to be folded and disrupted veins.
VEIN PETROLOGY AND STRUCTURE SUMMARY: Dominated by ep with associated garnet? With very little qtz.

Hole BT1B-98Z Section 4,Top of Section 239.83 (m CCD)

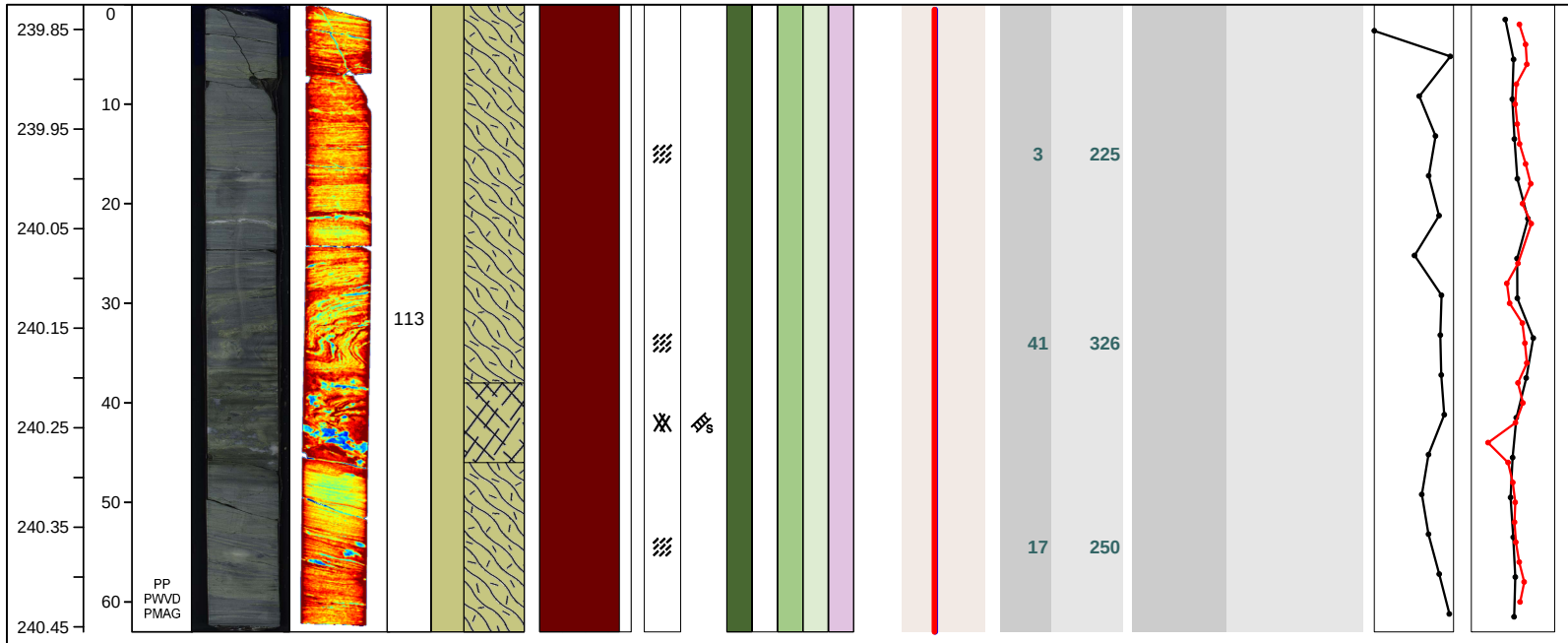

UNIT: 113
ROCK NAME: foliated schist
COLOR: greenish grey
HOST ROCK SUMMARY: Massive, greenish grey very fine grained schist. Folded in several places throughout unit. qtz-carbonate patches appear to be folded and disrupted veins.
VEIN PETROLOGY AND STRUCTURE SUMMARY: Section dominated by chl, with dissiminated patches of qtz.

Hole BT1B-99Z Section 1,Top of Section 240.30 (m CCD)

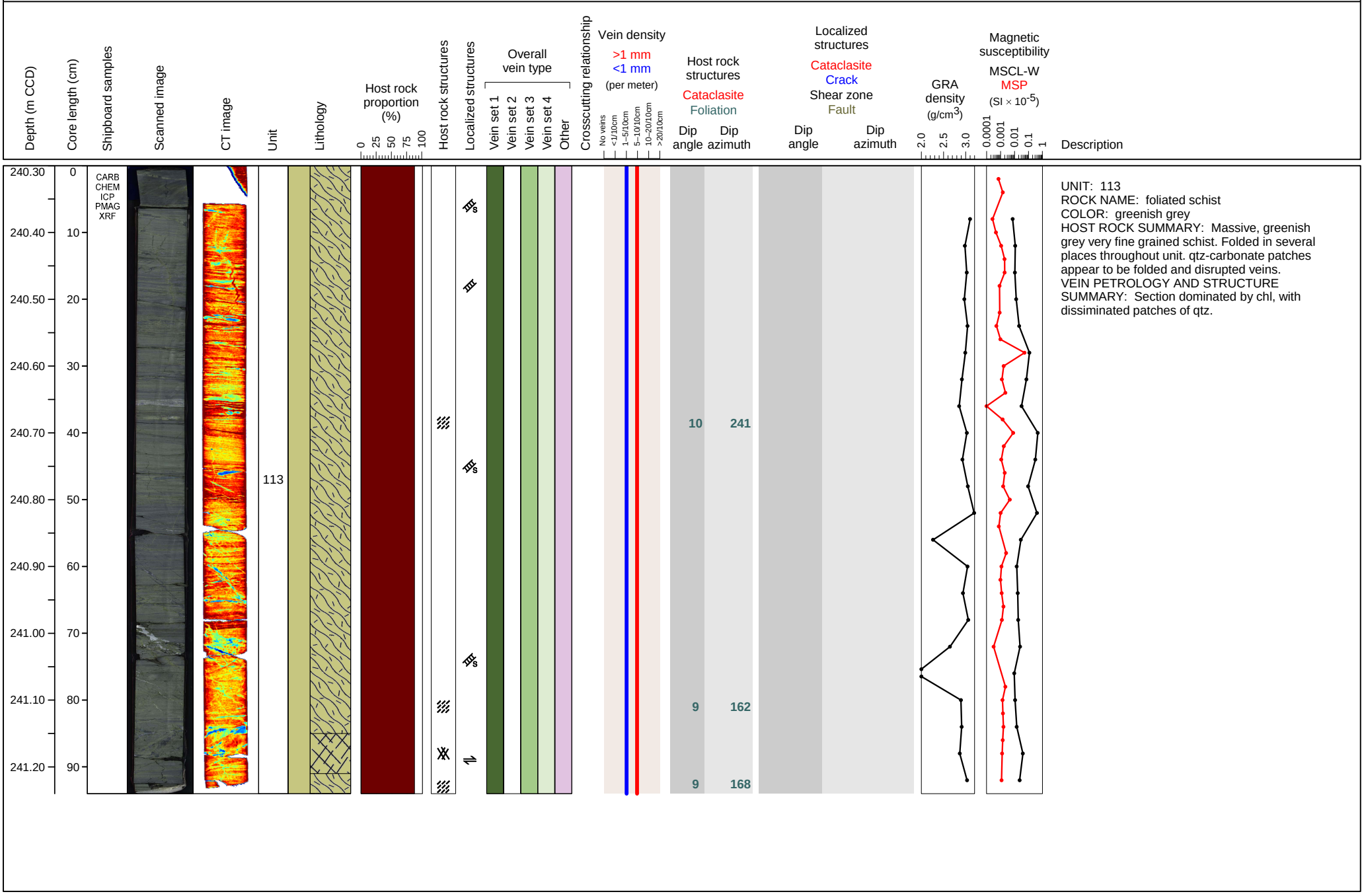

UNIT: 113
ROCK NAME: foliated schist
COLOR: greenish grey
HOST ROCK SUMMARY: Massive, greenish grey very fine grained schist. Folded in several places throughout unit. qtz-carbonate patches appear to be folded and disrupted veins.
VEIN PETROLOGY AND STRUCTURE SUMMARY: Section dominated by chl, with dissiminated patches of qtz.

Hole BT1B-99Z Section 2,Top of Section 241.25 (m CCD)

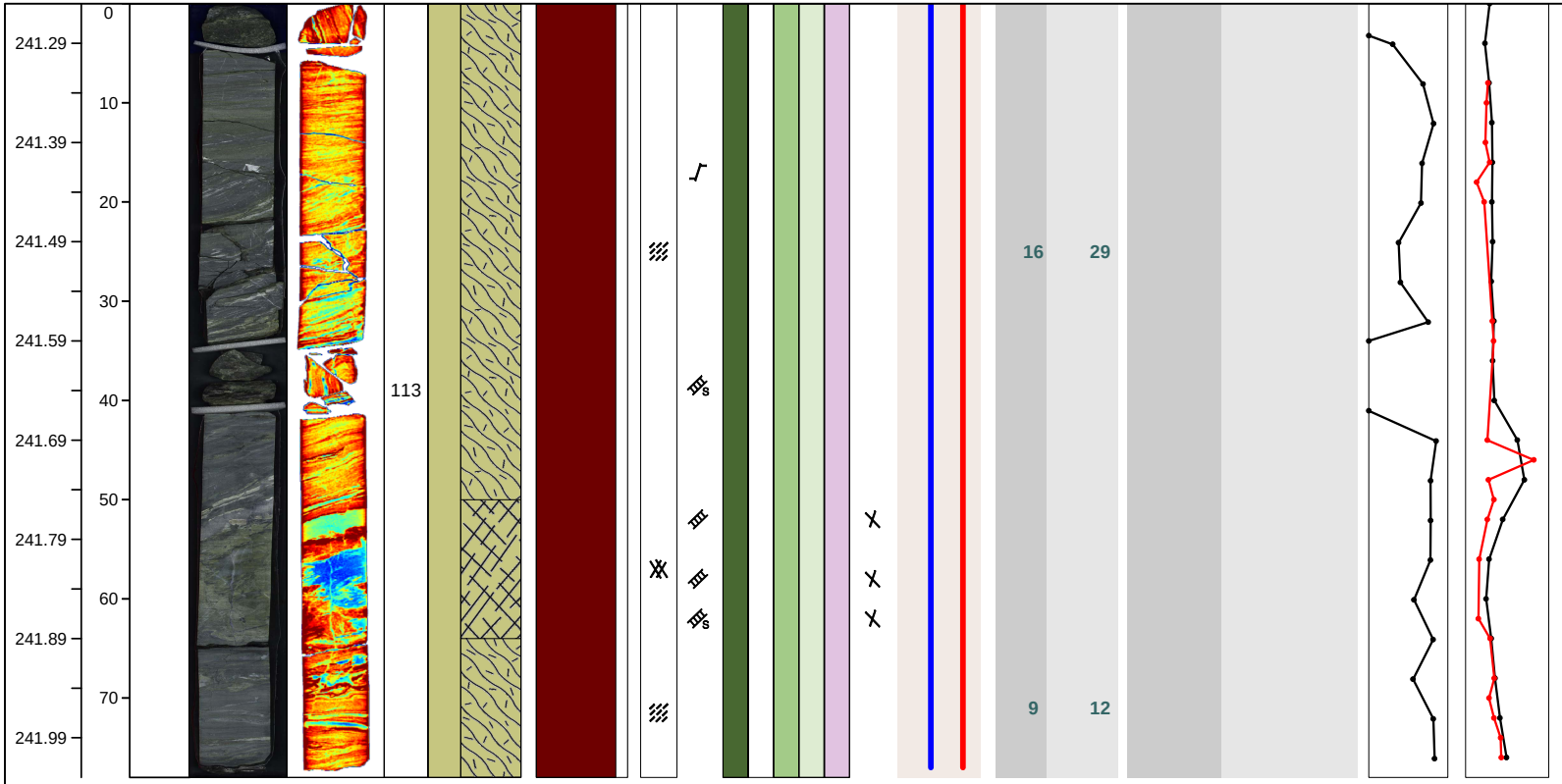

UNIT: 113
ROCK NAME: foliated schist
COLOR: greenish grey
HOST ROCK SUMMARY: Massive, greenish grey very fine grained schist. Folded in several places throughout unit. qtz-carbonate patches appear to be folded and disrupted veins.
VEIN PETROLOGY AND STRUCTURE SUMMARY: Section dominated by chl, with dissiminated patches of qtz.

Hole BT1B-99Z Section 3,Top of Section 242.04 (m CCD)

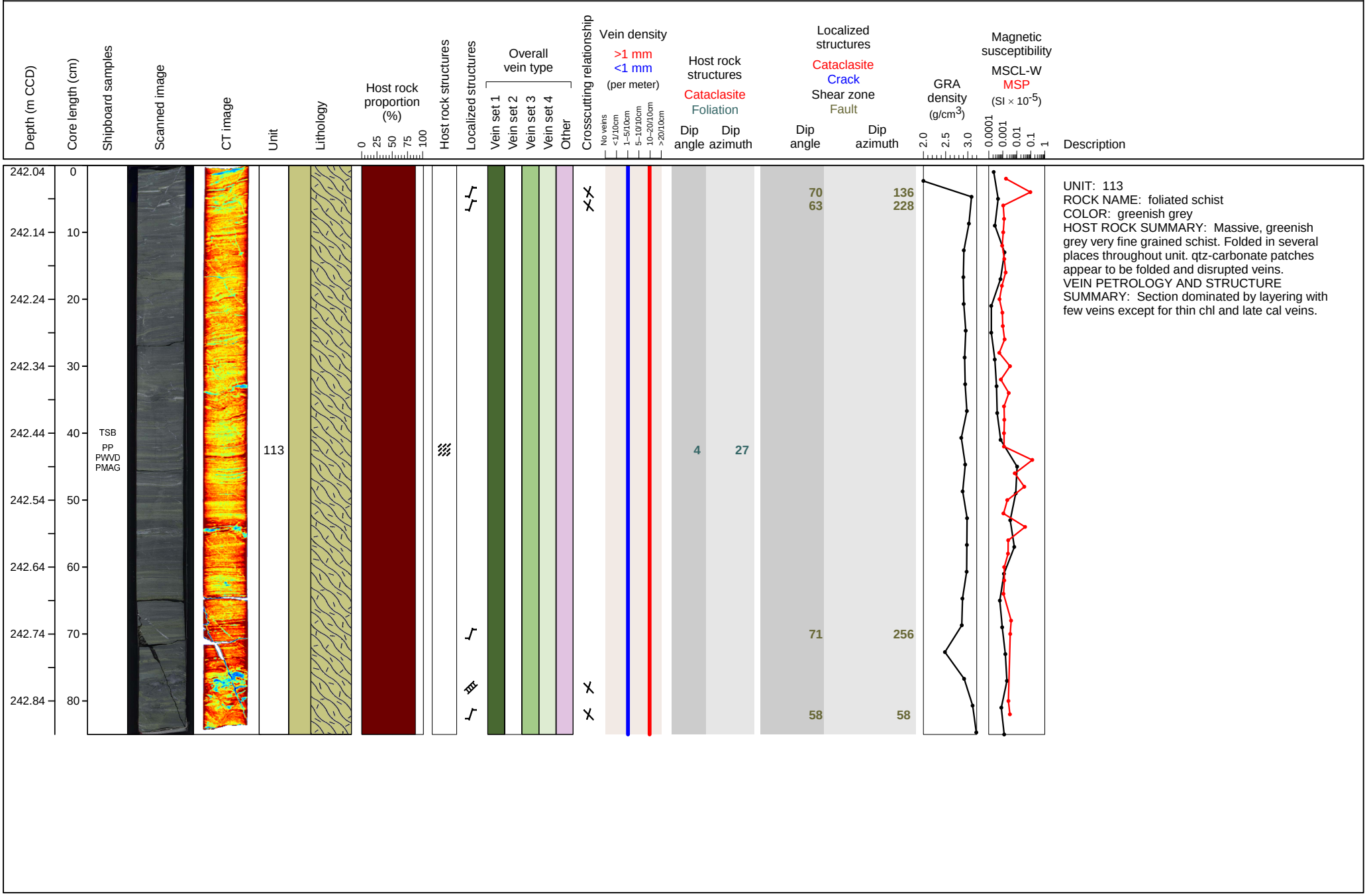

UNIT: 113
ROCK NAME: foliated schist
COLOR: greenish grey
HOST ROCK SUMMARY: Massive, greenish grey very fine grained schist. Folded in several places throughout unit. qtz-carbonate patches appear to be folded and disrupted veins.
VEIN PETROLOGY AND STRUCTURE SUMMARY: Section dominated by layering with few veins except for thin chl and late cal veins.

Hole BT1B-99Z Section 4,Top of Section 242.90 (m CCD)

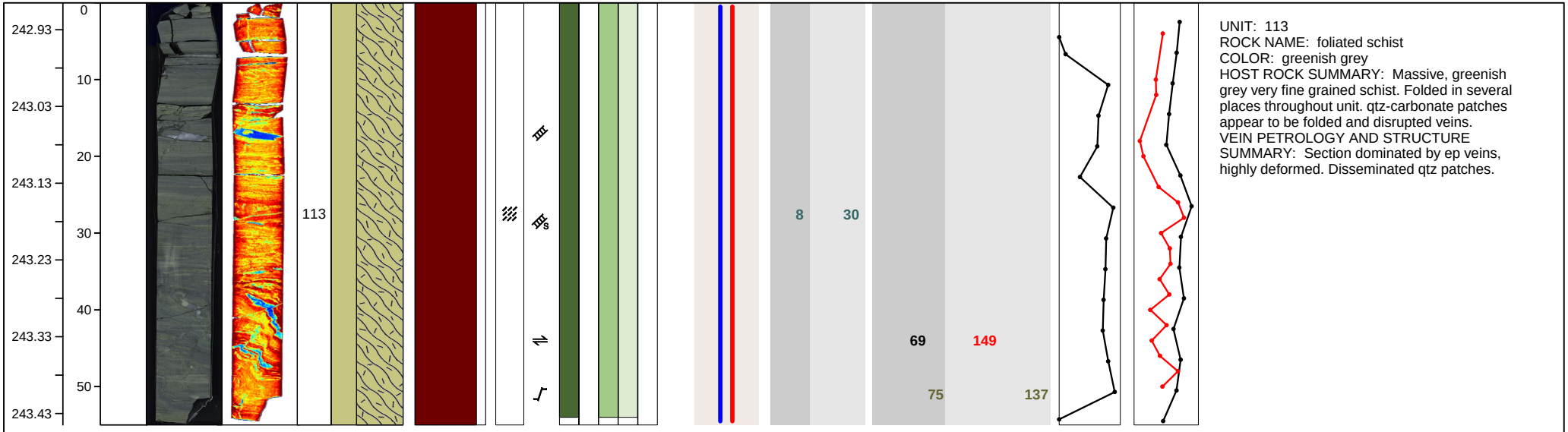

UNIT: 113
ROCK NAME: foliated schist
COLOR: greenish grey
HOST ROCK SUMMARY: Massive, greenish grey very fine grained schist. Folded in several places throughout unit. qtz-carbonate patches appear to be folded and disrupted veins.
VEIN PETROLOGY AND STRUCTURE SUMMARY: Section dominated by ep veins, highly deformed. Disseminated qtz patches.

Hole BT1B-100Z Section 1,Top of Section 243.35 (m CCD)

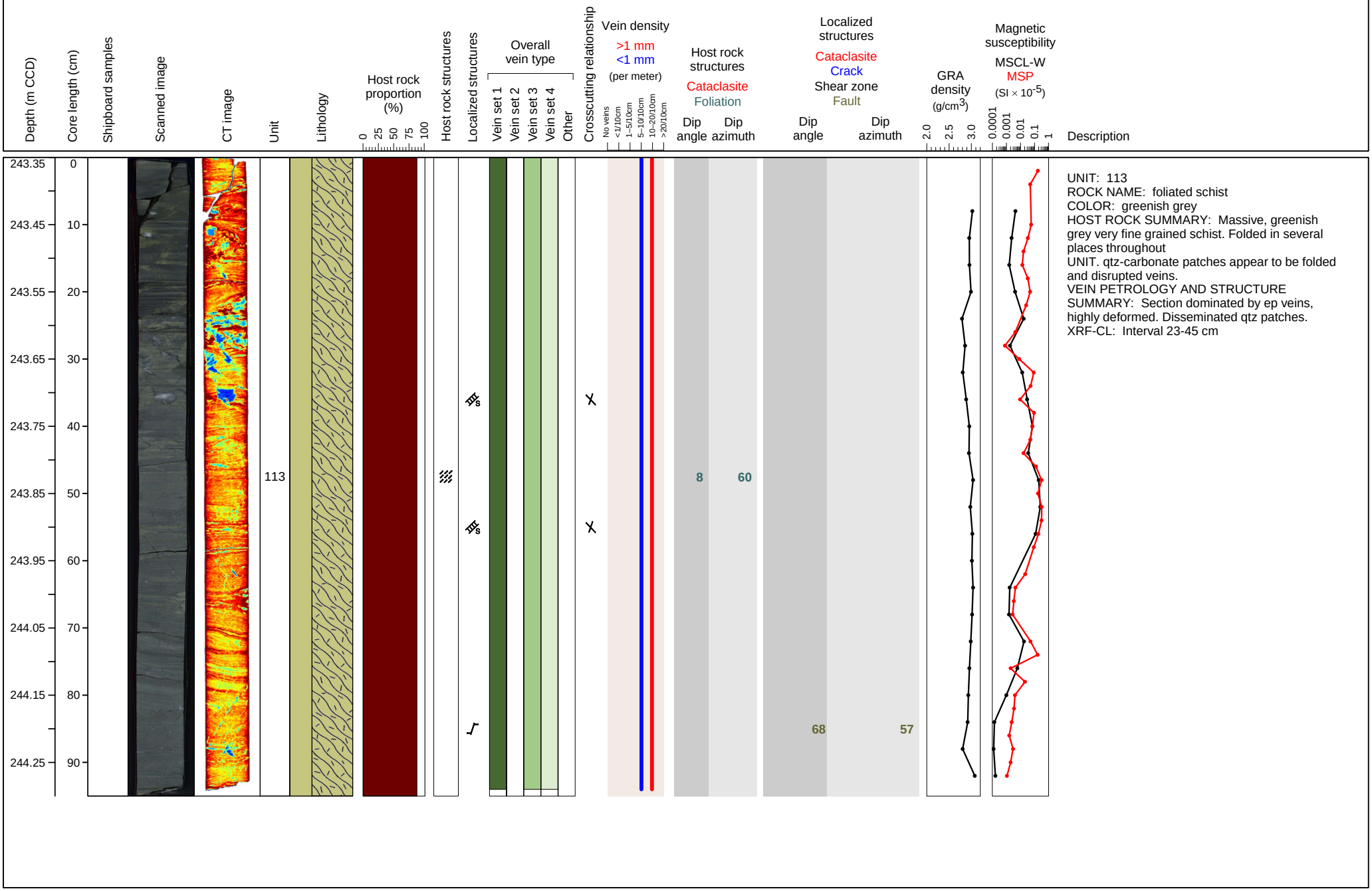

UNIT: 113
ROCK NAME: foliated schist
COLOR: greenish grey
HOST ROCK SUMMARY: Massive, greenish grey very fine grained schist. Folded in several places throughout
UNIT. qtz-carbonate patches appear to be folded and disrupted veins.
VEIN PETROLOGY AND STRUCTURE SUMMARY: Section dominated by ep veins, highly deformed. Disseminated qtz patches.
XRF-CL: Interval 23-45 cm

Hole BT1B-100Z Section 2,Top of Section 244.30 (m CCD)

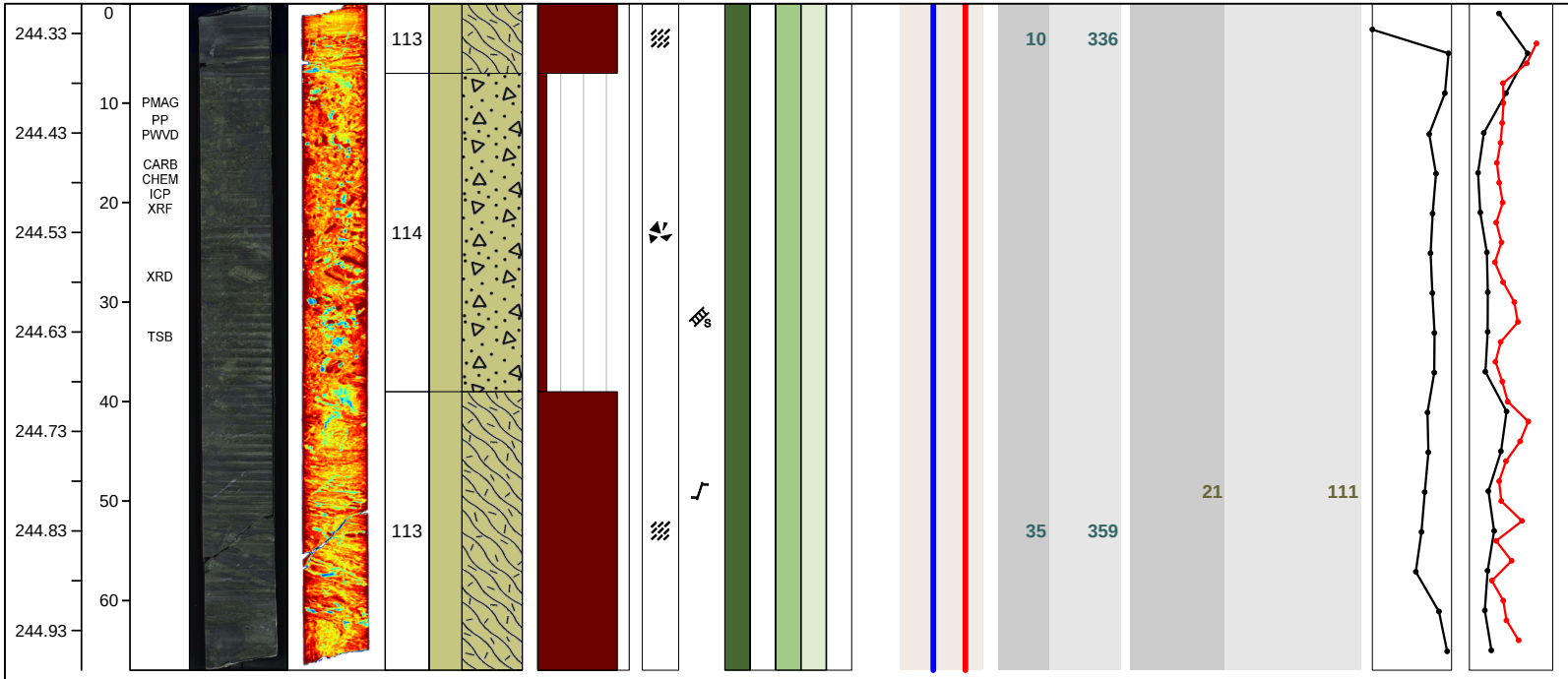

UNIT: 113
ROCK NAME: foliated schist
COLOR: greenish grey
HOST ROCK SUMMARY: Massive, greenish grey very fine grained schist. Folded in several places throughout
UNIT. qtz-carbonate patches appear to be folded and disrupted veins.
VEIN PETROLOGY AND STRUCTURE SUMMARY: Section dominated by breccia with patches of ep. Disseminated apatches of qtz and chl veins.

UNIT: 114
ROCK NAME: brecciated schist
COLOR: greenish grey
HOST ROCK SUMMARY: Fault zone in metamoirphic sole
VEIN PETROLOGY AND STRUCTURE SUMMARY: Section dominated by breccia with patches of ep. Disseminated apatches of qtz and chl veins.

UNIT: 115
ROCK NAME: foliated schist
COLOR: greenish grey
HOST ROCK SUMMARY: Massive, greenish grey very fine grained schist. Folded in several places throughout
UNIT. qtz-carbonate patches appear to be folded and disrupted veins.
VEIN PETROLOGY AND STRUCTURE SUMMARY: Section dominated by breccia with patches of ep. Disseminated apatches of qtz and chl veins.

Hole BT1B-100Z Section 3,Top of Section 244.98 (m CCD)

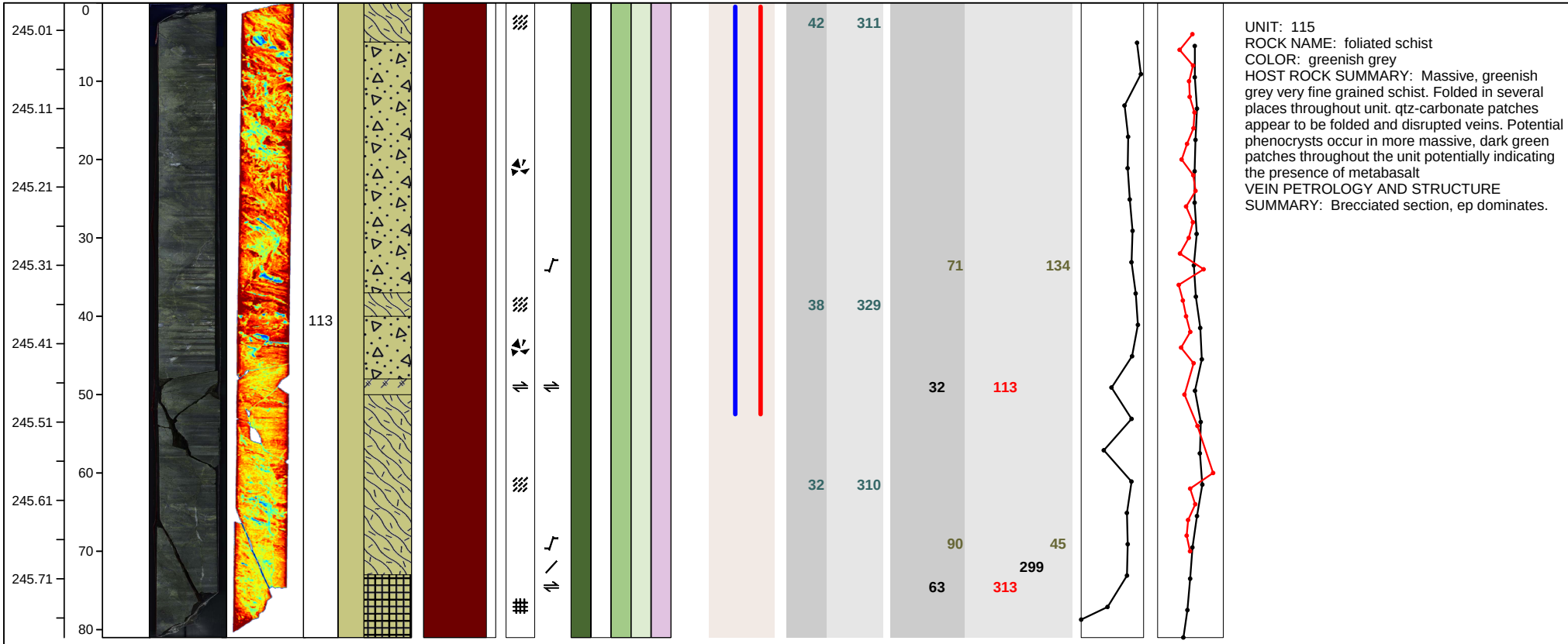

UNIT: 115
ROCK NAME: foliated schist
COLOR: greenish grey
HOST ROCK SUMMARY: Massive, greenish grey very fine grained schist. Folded in several places throughout unit. qtz-carbonate patches appear to be folded and disrupted veins. Potential phenocrysts occur in more massive, dark green patches throughout the unit potentially indicating the presence of metabasalt
VEIN PETROLOGY AND STRUCTURE SUMMARY: Brecciated section, ep dominates.

Hole BT1B-100Z Section 4,Top of Section 245.79 (m CCD)

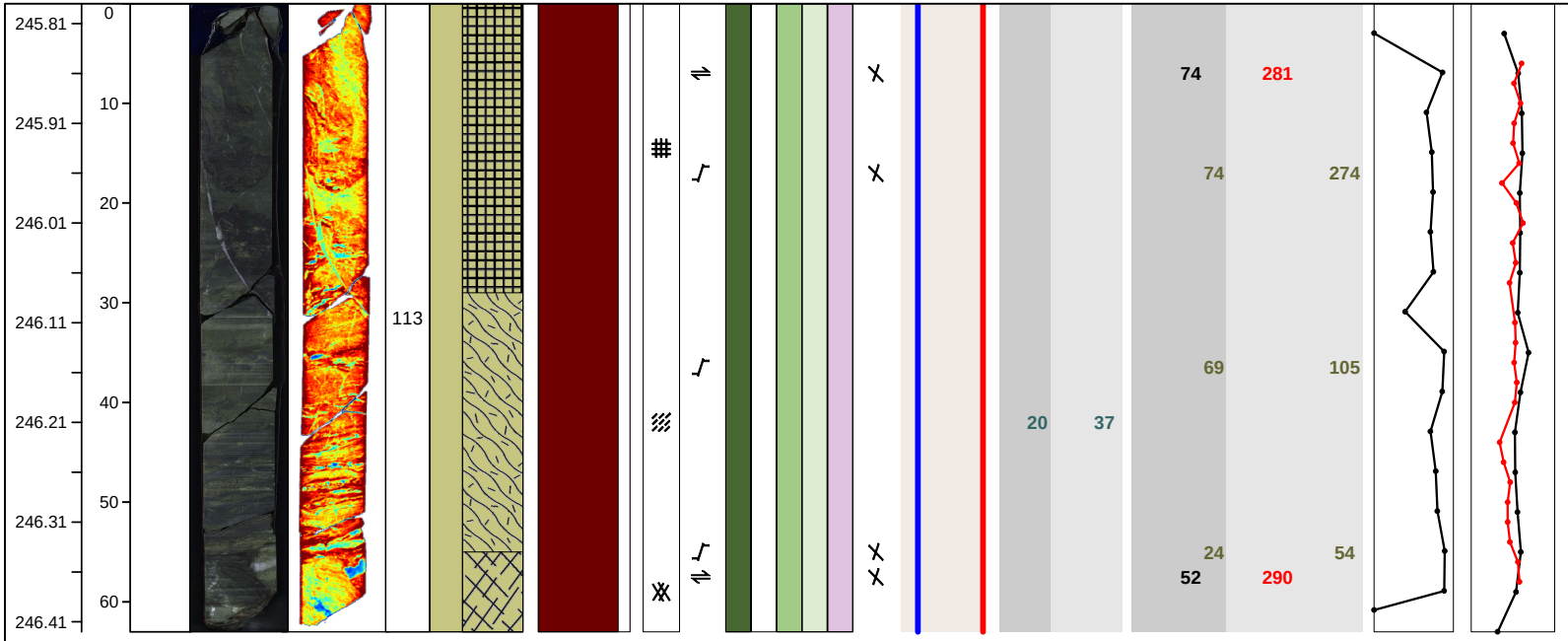

UNIT: 115
ROCK NAME: foliated schist
COLOR: greenish grey
HOST ROCK SUMMARY: Massive, greenish grey very fine grained schist. Folded in several places throughout unit. qtz-carbonate patches appear to be folded and disrupted veins. Potential phenocrysts occur in more massive, dark green patches throughout the unit potentially indicating the presence of metabasalt
VEIN PETROLOGY AND STRUCTURE SUMMARY: Section has patches of hem veins usually associated to brecciation.

Hole BT1B-101Z Section 1,Top of Section 246.40 (m CCD)

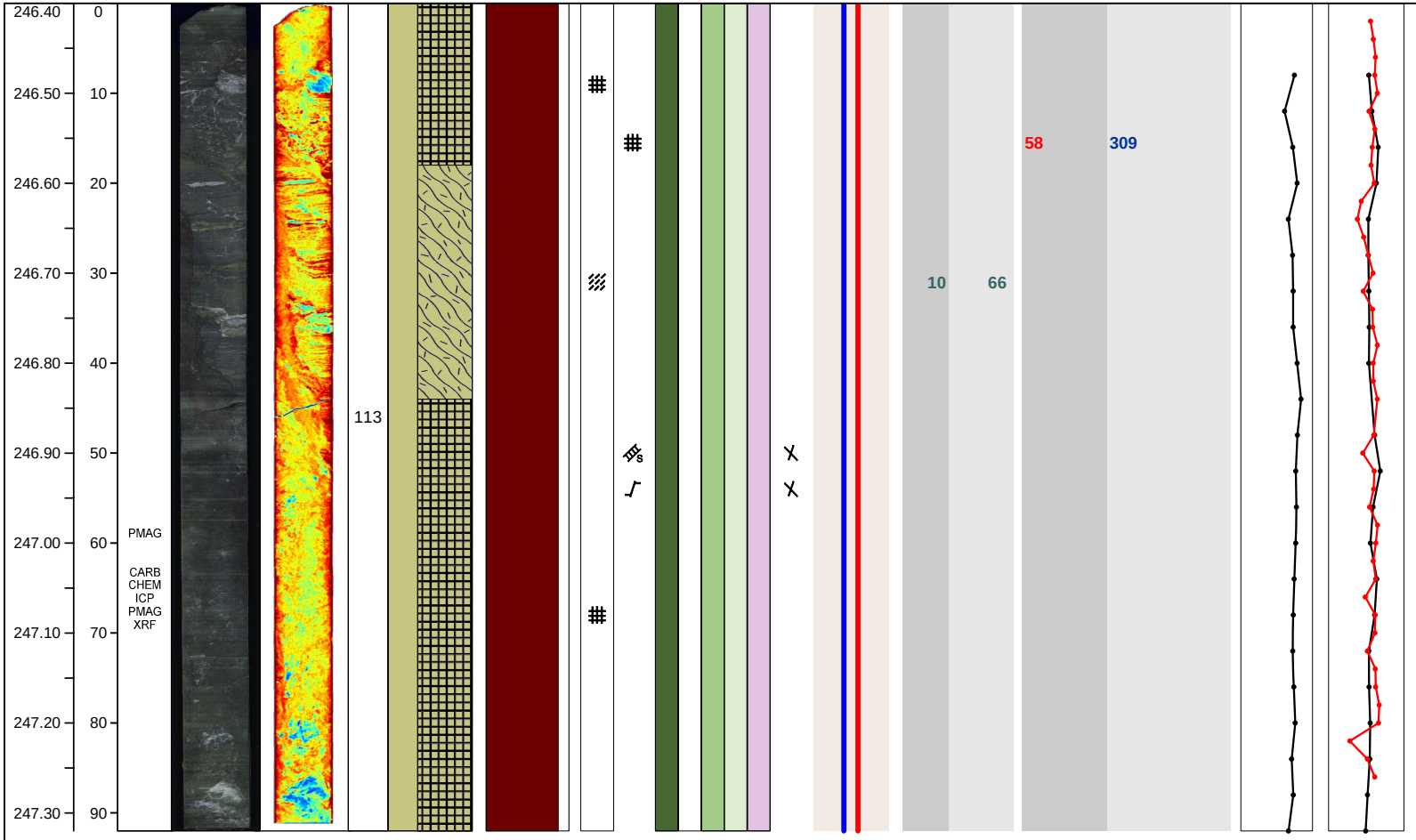

UNIT: 115
ROCK NAME: foliated schist
COLOR: greenish grey
HOST ROCK SUMMARY: Massive, greenish grey very fine grained schist. Folded in several places throughout unit. qtz-carbonate patches appear to be folded and disrupted veins. Potential phenocrysts occur in more massive, dark green patches throughout the unit potentially indicating the presence of metabasalt
VEIN PETROLOGY AND STRUCTURE SUMMARY: Section has patches of hem veins usually associated to brecciation. Cal veins parallel to foliation.

Hole BT1B-101Z Section 2,Top of Section 247.33 (m CCD)

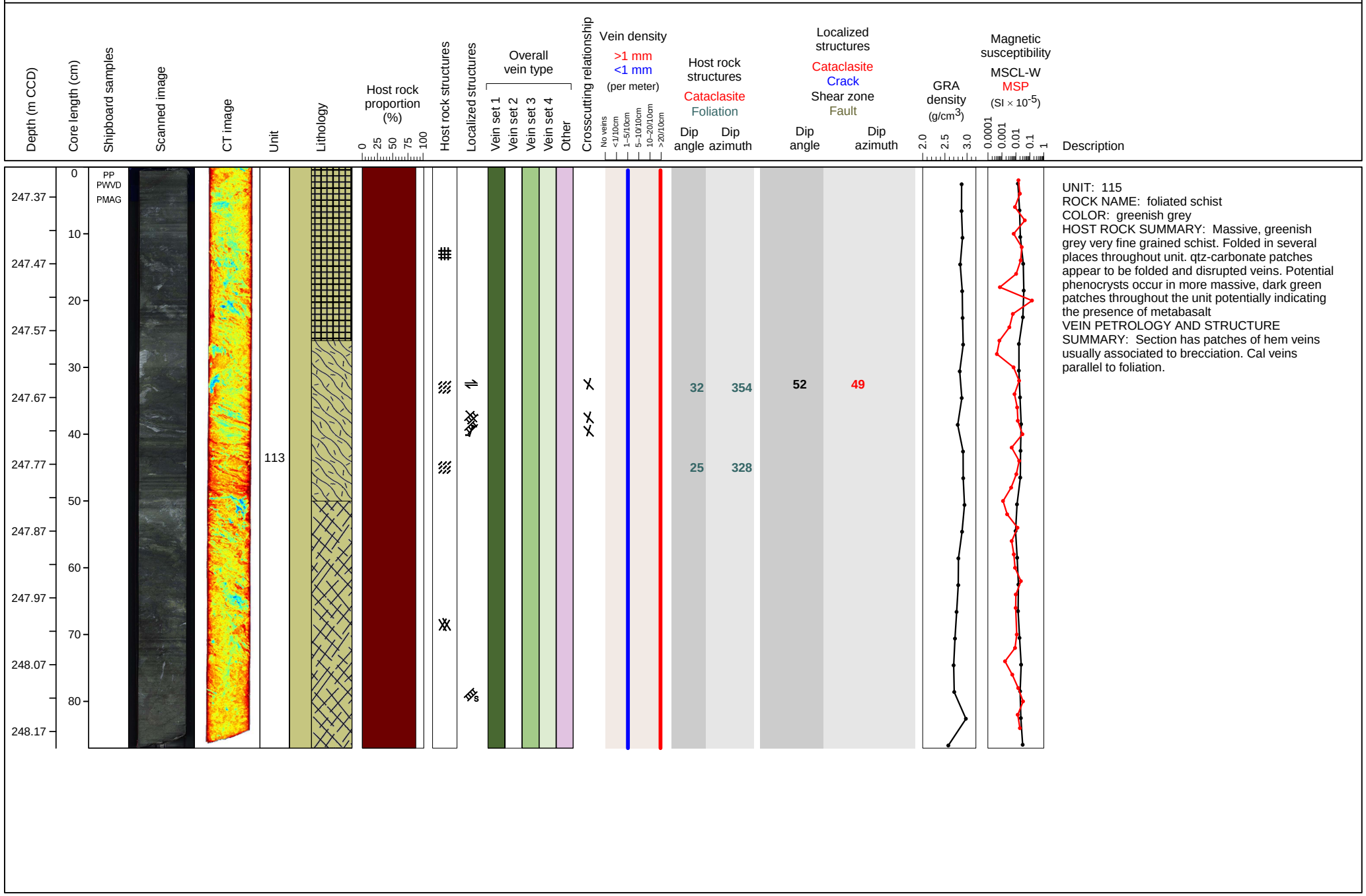

UNIT: 115
ROCK NAME: foliated schist
COLOR: greenish grey
HOST ROCK SUMMARY: Massive, greenish grey very fine grained schist. Folded in several places throughout unit. qtz-carbonate patches appear to be folded and disrupted veins. Potential phenocrysts occur in more massive, dark green patches throughout the unit potentially indicating the presence of metabasalt
VEIN PETROLOGY AND STRUCTURE SUMMARY: Section has patches of hem veins usually associated to brecciation. Cal veins parallel to foliation.

Hole BT1B-101Z Section 3,Top of Section 248.20 (m CCD)

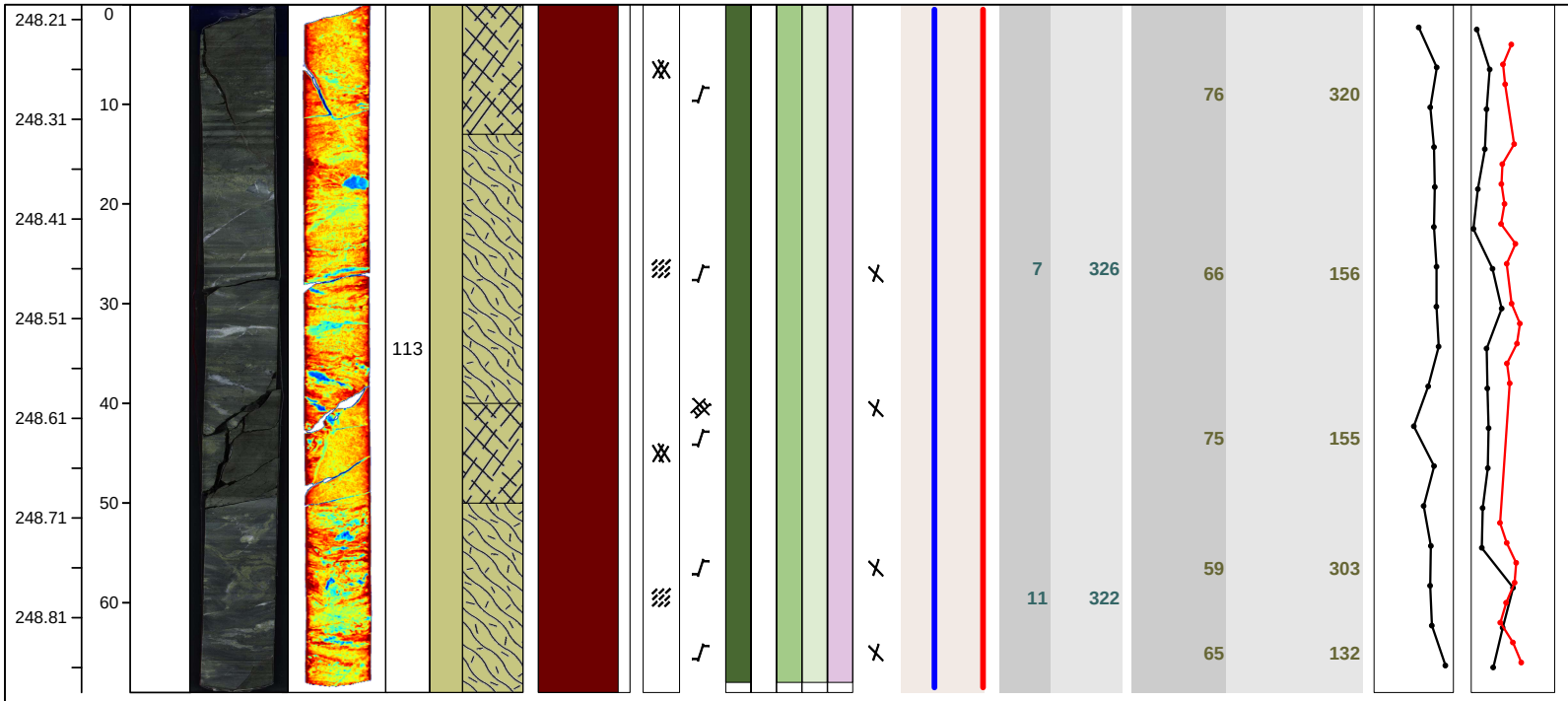

UNIT: 115
ROCK NAME: foliated schist
COLOR: greenish grey
HOST ROCK SUMMARY: Massive, greenish grey very fine grained schist. Folded in several places throughout unit. qtz-carbonate patches appear to be folded and disrupted veins. Potential phenocrysts occur in more massive, dark green patches throughout the unit potentially indicating the presence of metabasalt
VEIN PETROLOGY AND STRUCTURE SUMMARY: Ep dominates, with some late cal-hem veins.

Hole BT1B-101Z Section 4,Top of Section 248.89 (m CCD)

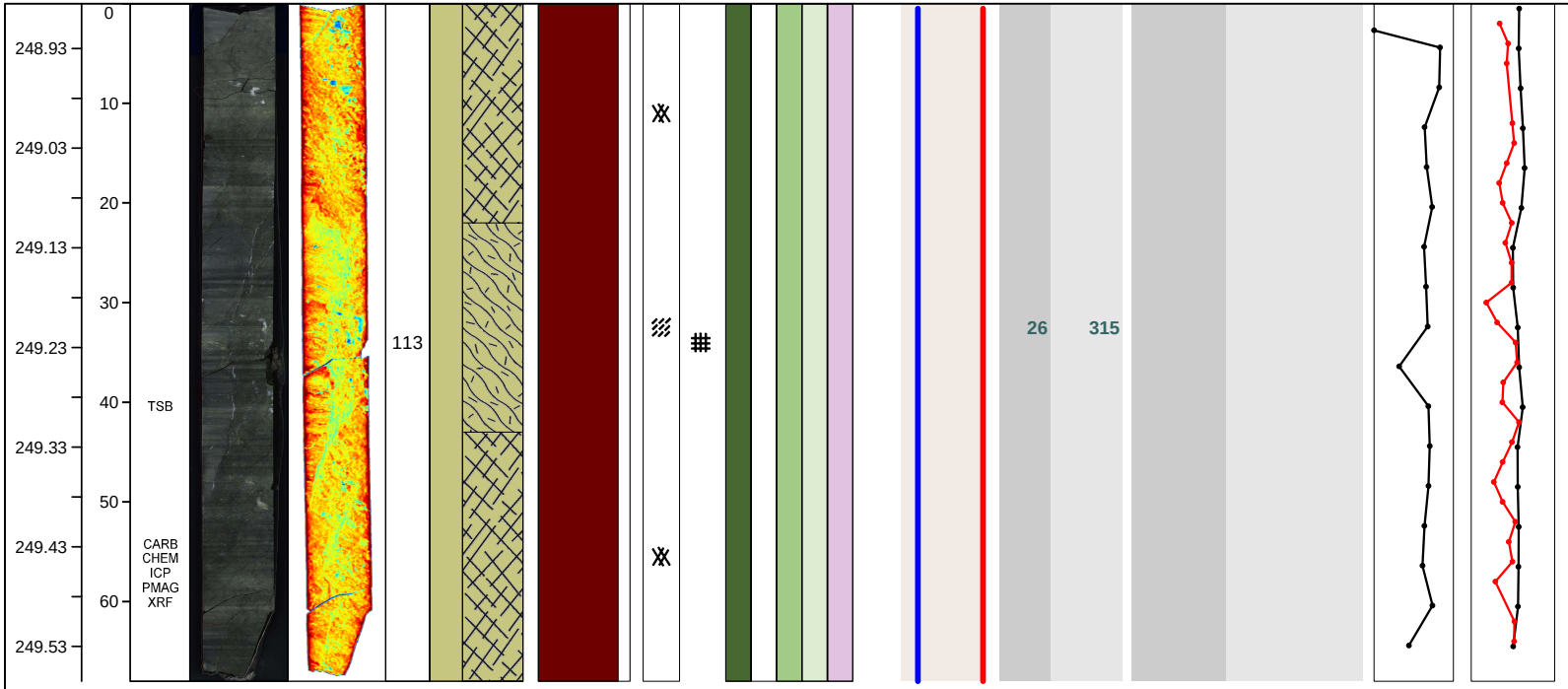

UNIT: 115
ROCK NAME: foliated schist
COLOR: greenish grey
HOST ROCK SUMMARY: Massive, greenish grey very fine grained schist. Folded in several places throughout unit. qtz-carbonate patches appear to be folded and disrupted veins. Potential phenocrysts occur in more massive, dark green patches throughout the unit potentially indicating the presence of metabasalt
VEIN PETROLOGY AND STRUCTURE SUMMARY: Breccia dominates highly deformed section, abundant dissiminated qtz patches.

Hole BT1B-102Z Section 1,Top of Section 249.45 (m CCD)

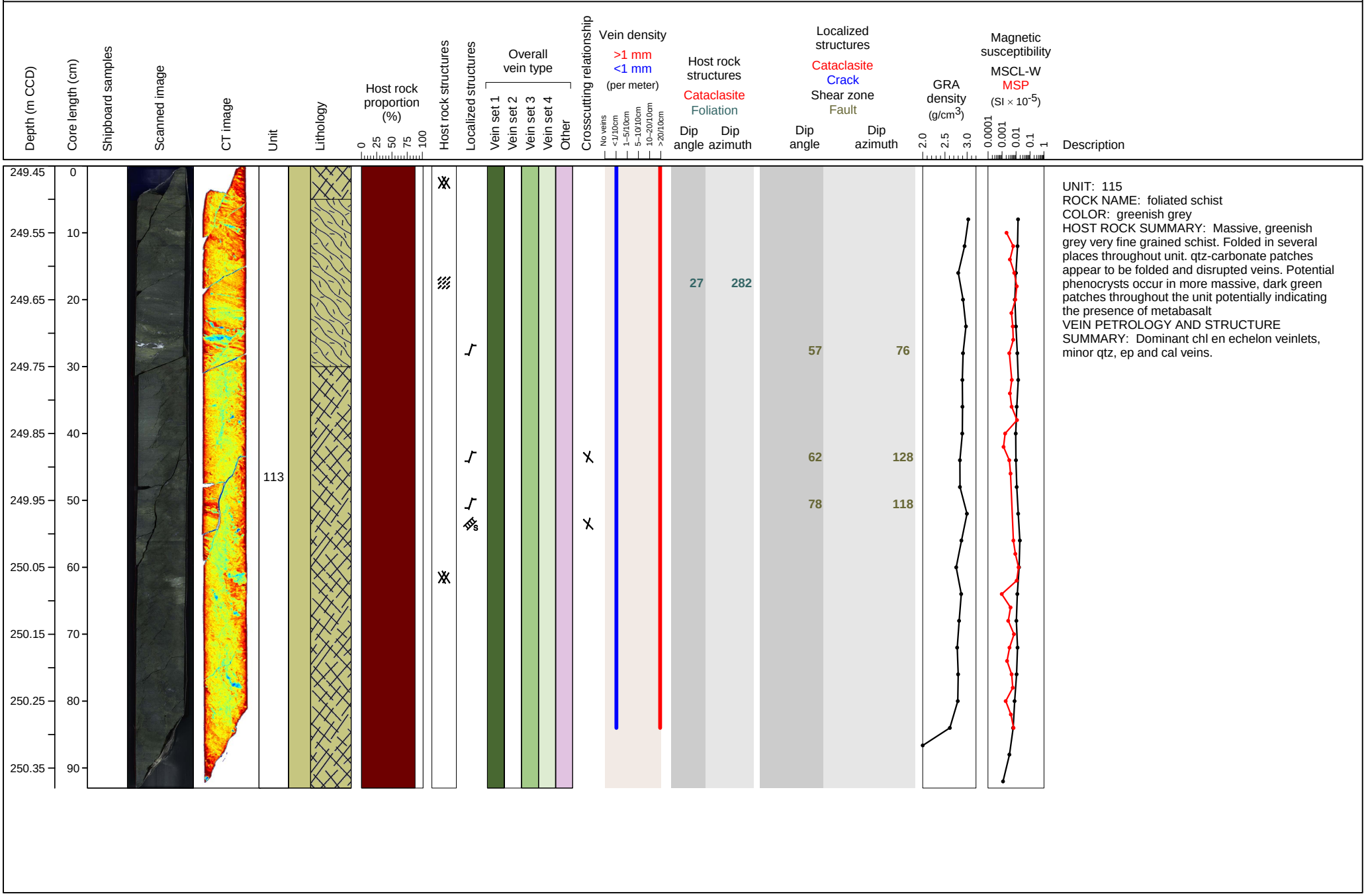

UNIT: 115
ROCK NAME: foliated schist
COLOR: greenish grey
HOST ROCK SUMMARY: Massive, greenish grey very fine grained schist. Folded in several places throughout unit. qtz-carbonate patches appear to be folded and disrupted veins. Potential phenocrysts occur in more massive, dark green patches throughout the unit potentially indicating the presence of metabasalt
VEIN PETROLOGY AND STRUCTURE SUMMARY: Dominant chl en echelon veinlets, minor qtz, ep and cal veins.

Hole BT1B-102Z Section 2,Top of Section 250.38 (m CCD)

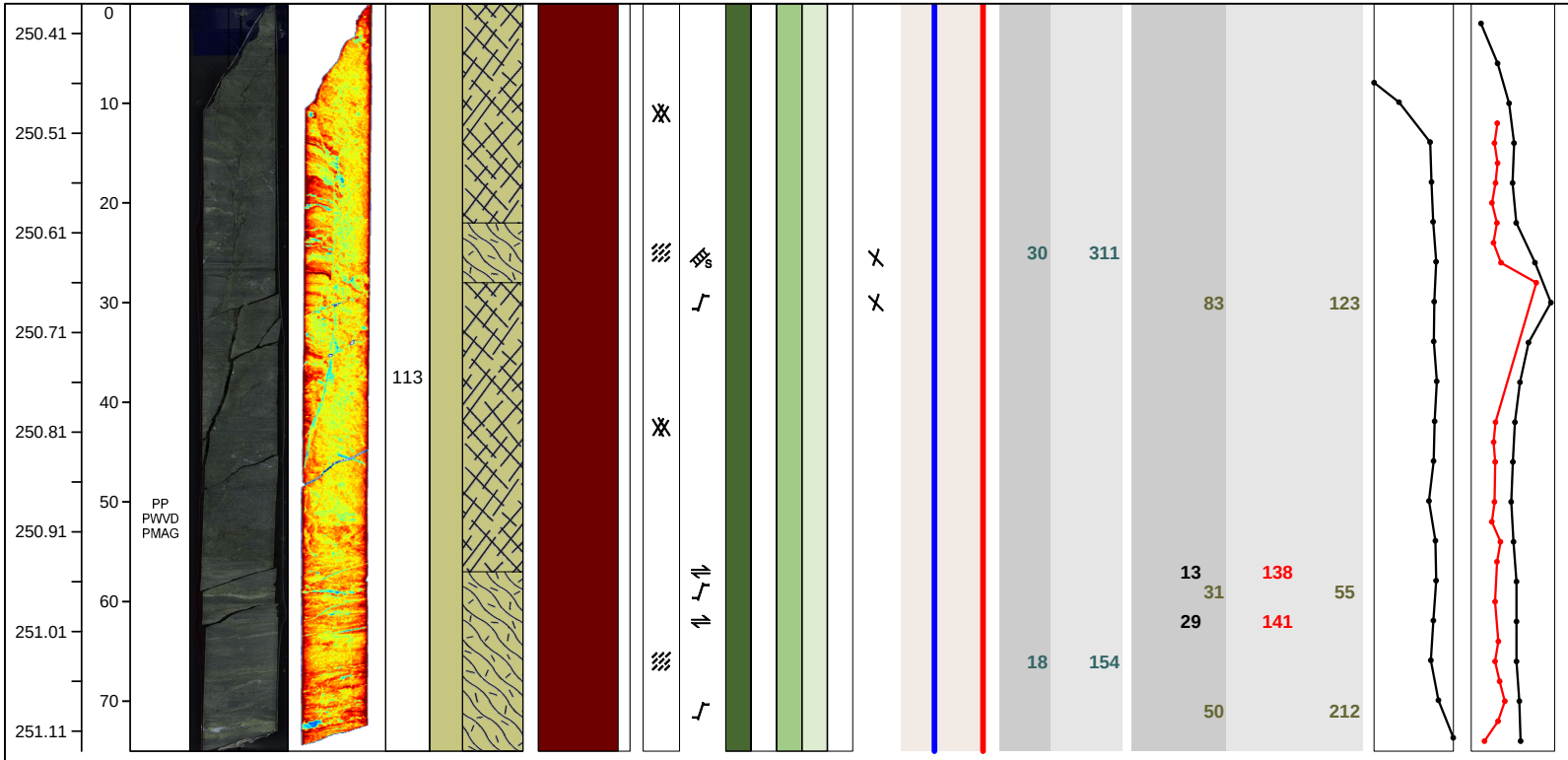

UNIT: 115
ROCK NAME: foliated schist
COLOR: greenish grey
HOST ROCK SUMMARY: Massive, greenish grey very fine grained schist. Folded in several places throughout unit. qtz-carbonate patches appear to be folded and disrupted veins. Potential phenocrysts occur in more massive, dark green patches throughout the unit potentially indicating the presence of metabasalt
VEIN PETROLOGY AND STRUCTURE SUMMARY: Dominant chl-ep.

Hole BT1B-102Z Section 3,Top of Section 251.13 (m CCD)

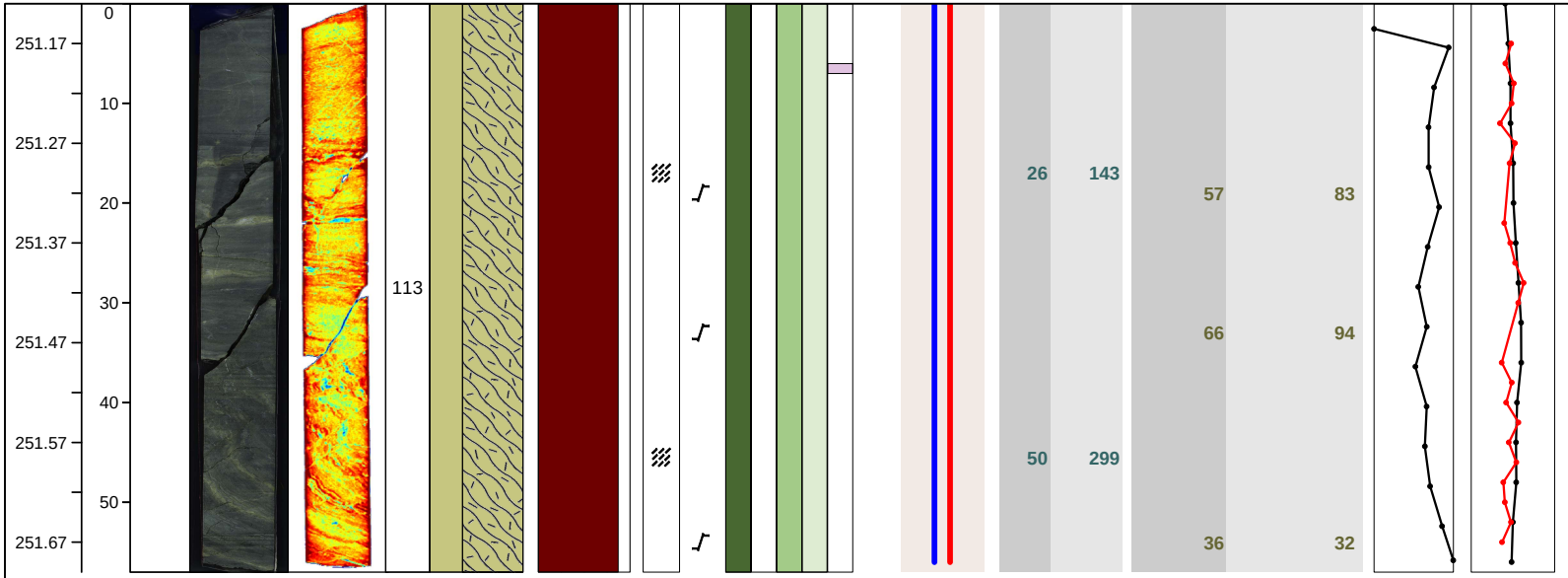

UNIT: 115
ROCK NAME: foliated schist
COLOR: greenish grey
HOST ROCK SUMMARY: Massive, greenish grey very fine grained schist. Folded in several places throughout unit. qtz-carbonate patches appear to be folded and disrupted veins. Potential phenocrysts occur in more massive, dark green patches throughout the unit potentially indicating the presence of metabasalt
VEIN PETROLOGY AND STRUCTURE SUMMARY: Ep dominates, very little qtz.

Hole BT1B-102Z Section 4,Top of Section 251.70 (m CCD)

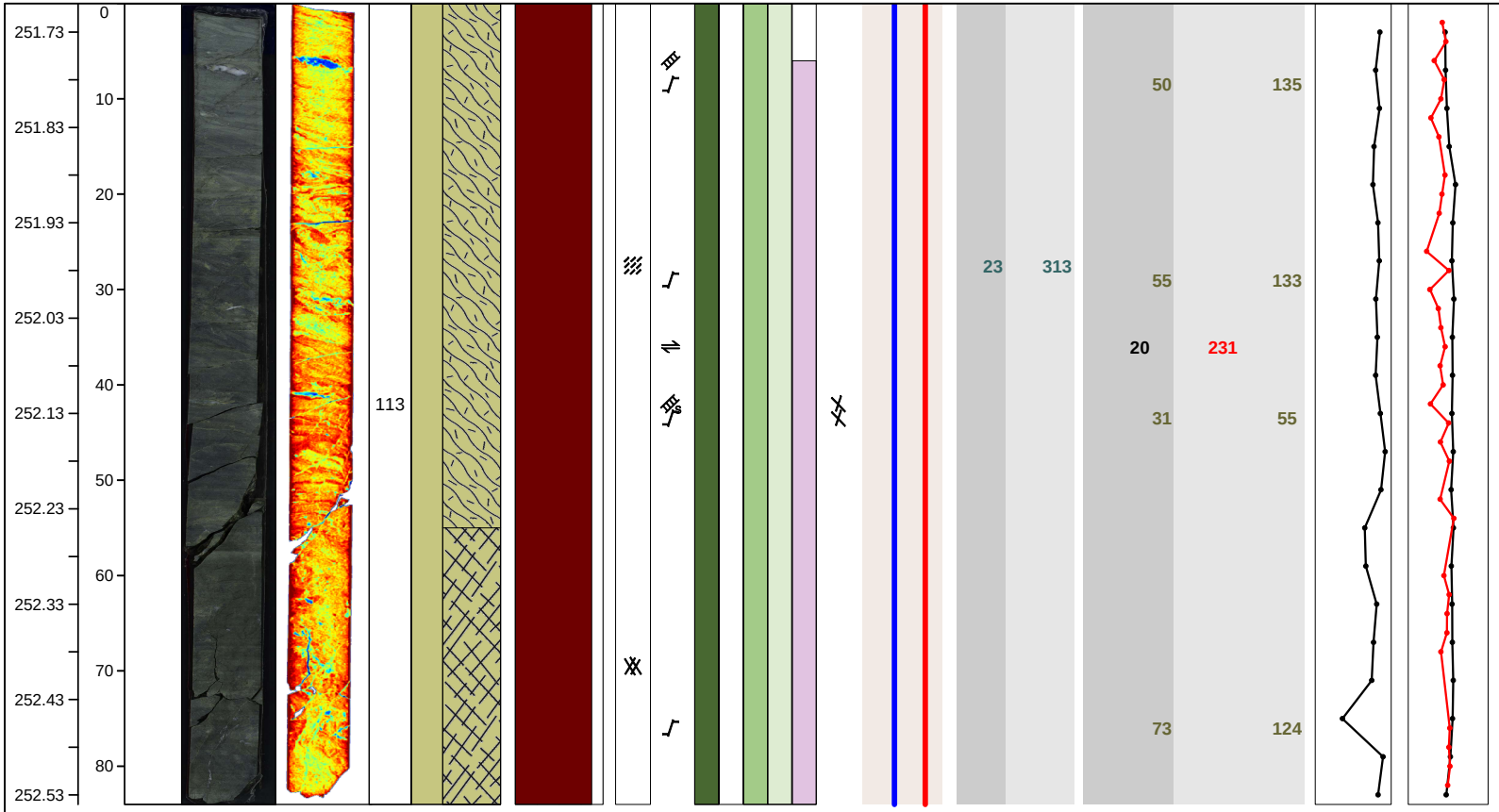

UNIT: 115
ROCK NAME: foliated schist
COLOR: greenish grey
HOST ROCK SUMMARY: Massive, greenish grey very fine grained schist. Folded in several places throughout unit. qtz-carbonate patches appear to be folded and disrupted veins. Potential phenocrysts occur in more massive, dark green patches throughout the unit potentially indicating the presence of metabasalt
VEIN PETROLOGY AND STRUCTURE SUMMARY: Section dominated by defomed foliation with locally folded ep veins

Hole BT1B-103Z Section 1,Top of Section 252.50 (m CCD)



UNIT: 115
ROCK NAME: foliated schist
COLOR: greenish grey
HOST ROCK SUMMARY: Massive, greenish grey very fine grained schist. Folded in several places throughout unit. qtz-carbonate patches appear to be folded and disrupted veins. Potential phenocrysts occur in more massive, dark green patches throughout the unit potentially indicating the presence of metabasalt
VEIN PETROLOGY AND STRUCTURE SUMMARY: Ep dominates, very little qtz. Numerous small scale faults throughout the section.

Hole BT1B-103Z Section 2,Top of Section 253.49 (m CCD)

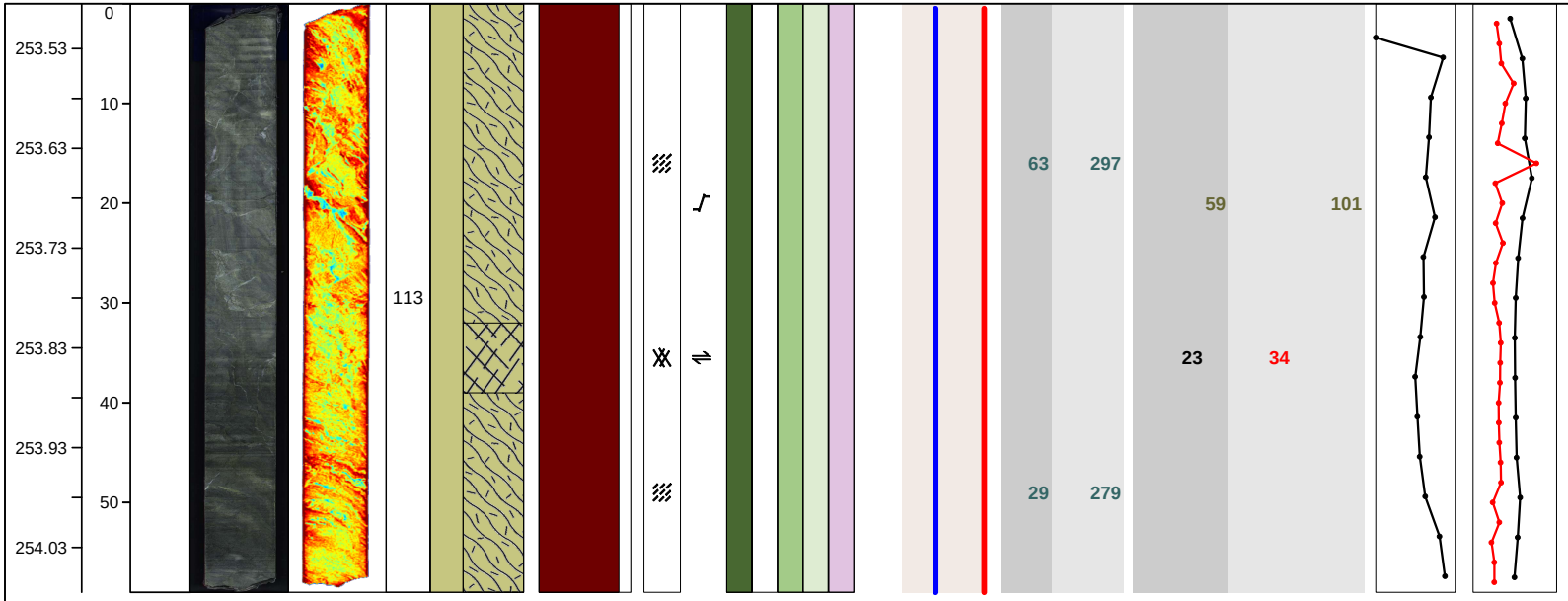

UNIT: 115
ROCK NAME: foliated schist
COLOR: greenish grey
HOST ROCK SUMMARY: Massive, greenish grey very fine grained schist. Folded in several places throughout unit. qtz-carbonate patches appear to be folded and disrupted veins. Potential phenocrysts occur in more massive, dark green patches throughout the unit potentially indicating the presence of metabasalt
VEIN PETROLOGY AND STRUCTURE SUMMARY: Ep dominates, very little qtz. Numerous small scale faults throughout the section.

Hole BT1B-103Z Section 3,Top of Section 254.08 (m CCD)

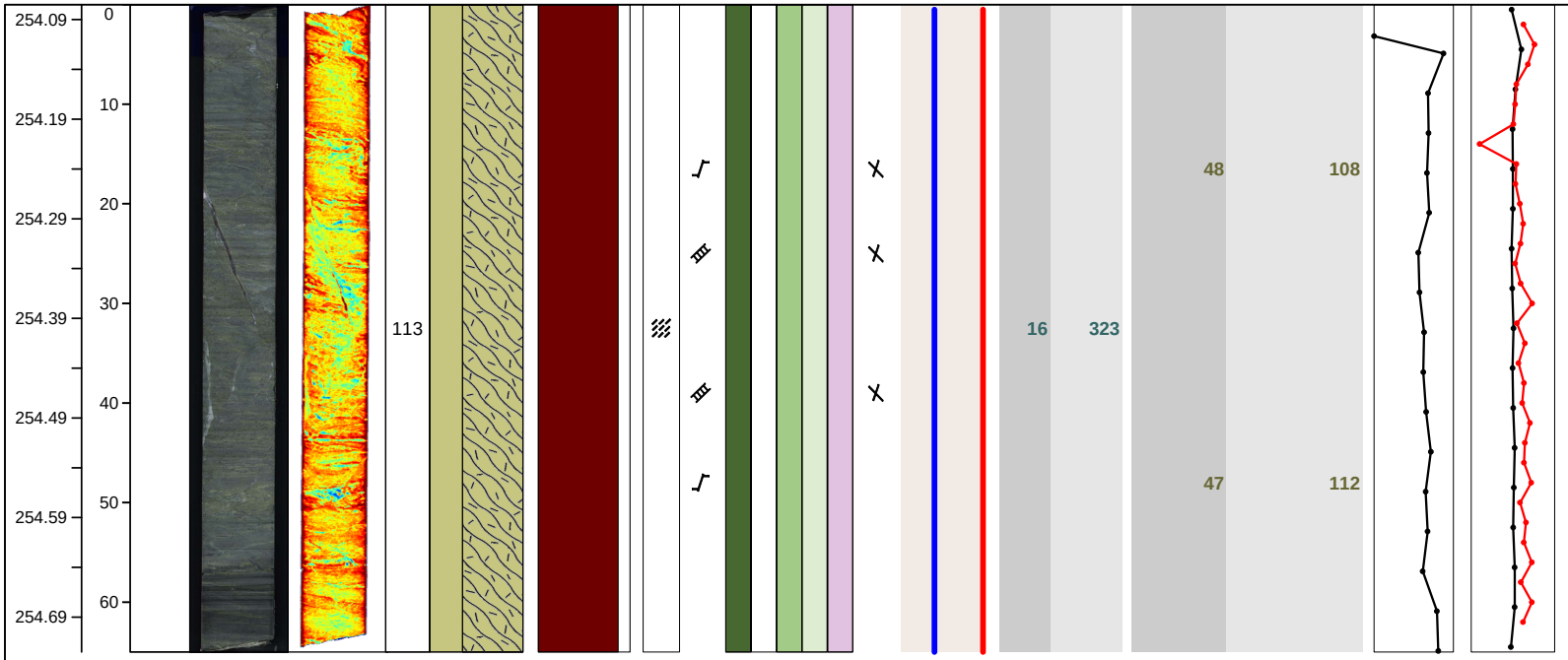

UNIT: 115
ROCK NAME: foliated schist
COLOR: greenish grey
HOST ROCK SUMMARY: Massive, greenish grey very fine grained schist. Folded in several places throughout unit. qtz-carbonate patches appear to be folded and disrupted veins. Potential phenocrysts occur in more massive, dark green patches throughout the unit potentially indicating the presence of metabasalt
VEIN PETROLOGY AND STRUCTURE SUMMARY: Ep dominates, very little qtz. Wider hem-carb veins. Numerous small scale faults throughout the section.

Hole BT1B-103Z Section 4,Top of Section 254.73 (m CCD)

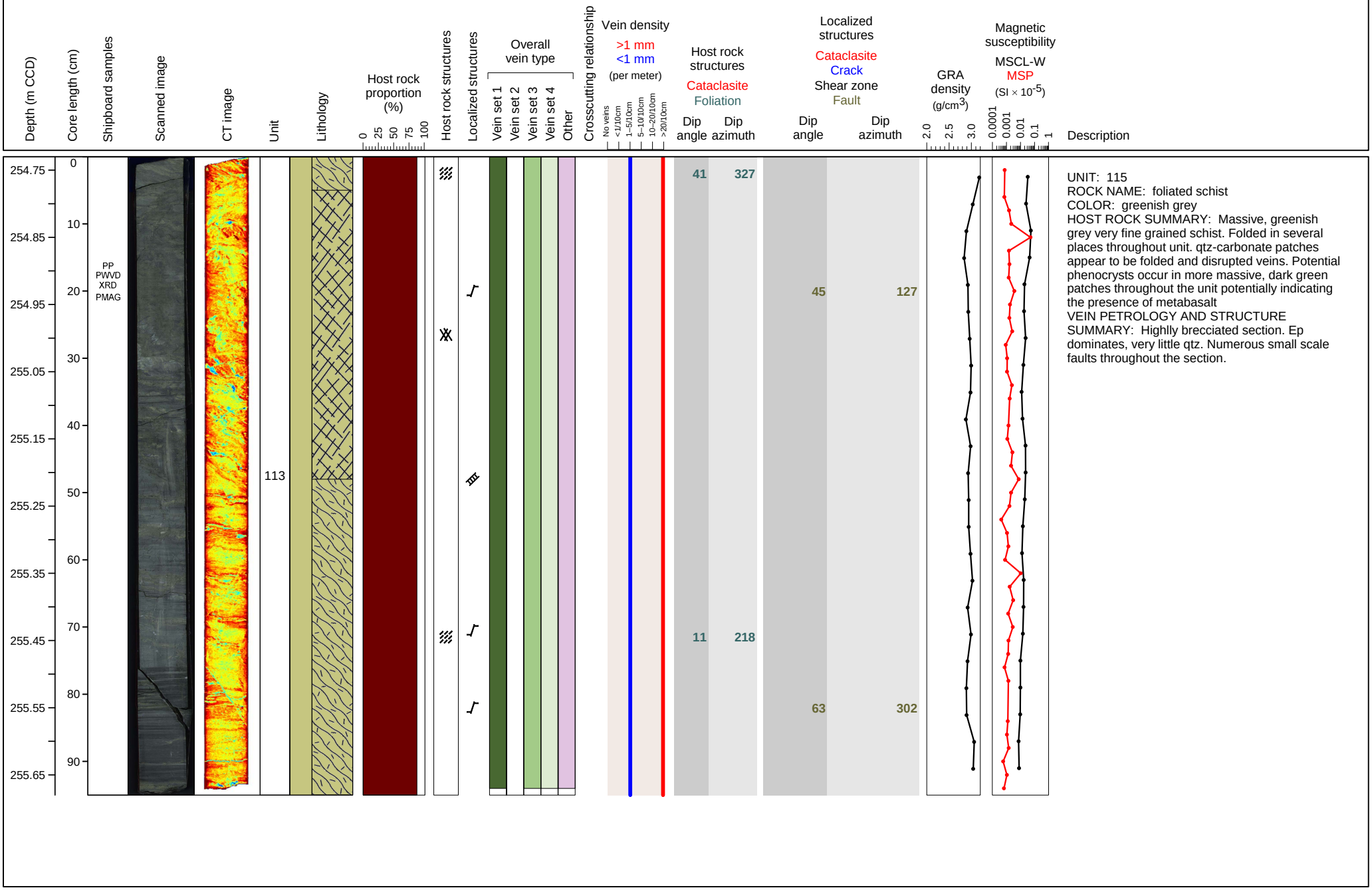

UNIT: 115
ROCK NAME: foliated schist
COLOR: greenish grey
HOST ROCK SUMMARY: Massive, greenish grey very fine grained schist. Folded in several places throughout unit. qtz-carbonate patches appear to be folded and disrupted veins. Potential phenocrysts occur in more massive, dark green patches throughout the unit potentially indicating the presence of metabasalt
VEIN PETROLOGY AND STRUCTURE SUMMARY: Highlly brecciated section. Ep dominates, very little qtz. Numerous small scale faults throughout the section.

Hole BT1B-104Z Section 1,Top of Section 255.55 (m CCD)

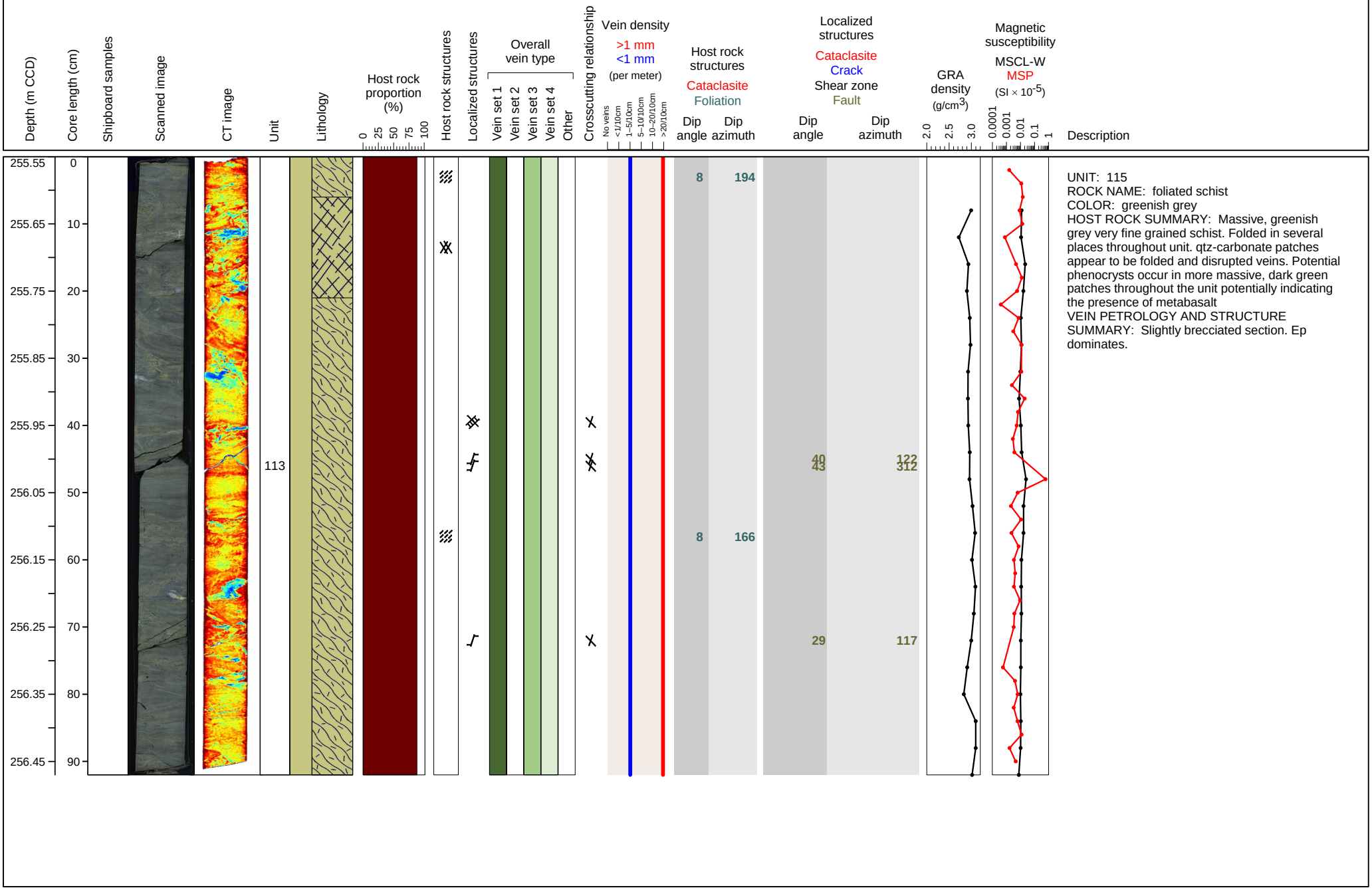

UNIT: 115
ROCK NAME: foliated schist
COLOR: greenish grey
HOST ROCK SUMMARY: Massive, greenish grey very fine grained schist. Folded in several places throughout unit. qtz-carbonate patches appear to be folded and disrupted veins. Potential phenocrysts occur in more massive, dark green patches throughout the unit potentially indicating the presence of metabasalt
VEIN PETROLOGY AND STRUCTURE SUMMARY: Slightly brecciated section. Ep dominates.

Hole BT1B-104Z Section 2,Top of Section 256.47 (m CCD)



UNIT: 115
ROCK NAME: foliated schist
COLOR: greenish grey
HOST ROCK SUMMARY: Massive, greenish grey very fine grained schist. Folded in several places throughout unit. qtz-carbonate patches appear to be folded and disrupted veins. Potential phenocrysts occur in more massive, dark green patches throughout the unit potentially indicating the presence of metabasalt
VEIN PETROLOGY AND STRUCTURE SUMMARY: Ep dominates, very little qtz. No late veining.

Hole BT1B-104Z Section 3,Top of Section 257.26 (m CCD)

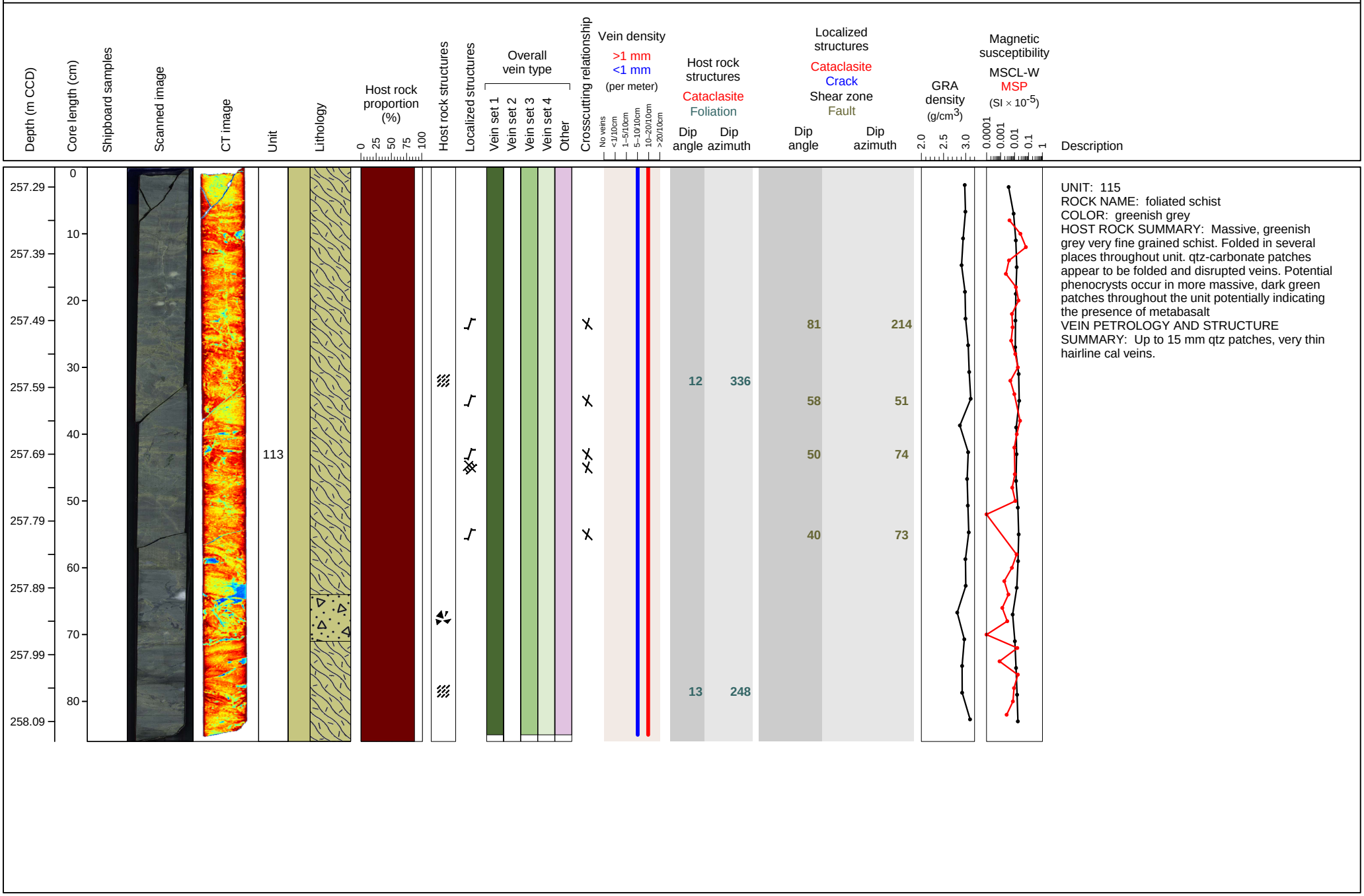

UNIT: 115
ROCK NAME: foliated schist
COLOR: greenish grey
HOST ROCK SUMMARY: Massive, greenish grey very fine grained schist. Folded in several places throughout unit. qtz-carbonate patches appear to be folded and disrupted veins. Potential phenocrysts occur in more massive, dark green patches throughout the unit potentially indicating the presence of metabasalt
VEIN PETROLOGY AND STRUCTURE SUMMARY: Up to 15 mm qtz patches, very thin hairline cal veins.

Hole BT1B-104Z Section 4,Top of Section 258.12 (m CCD)

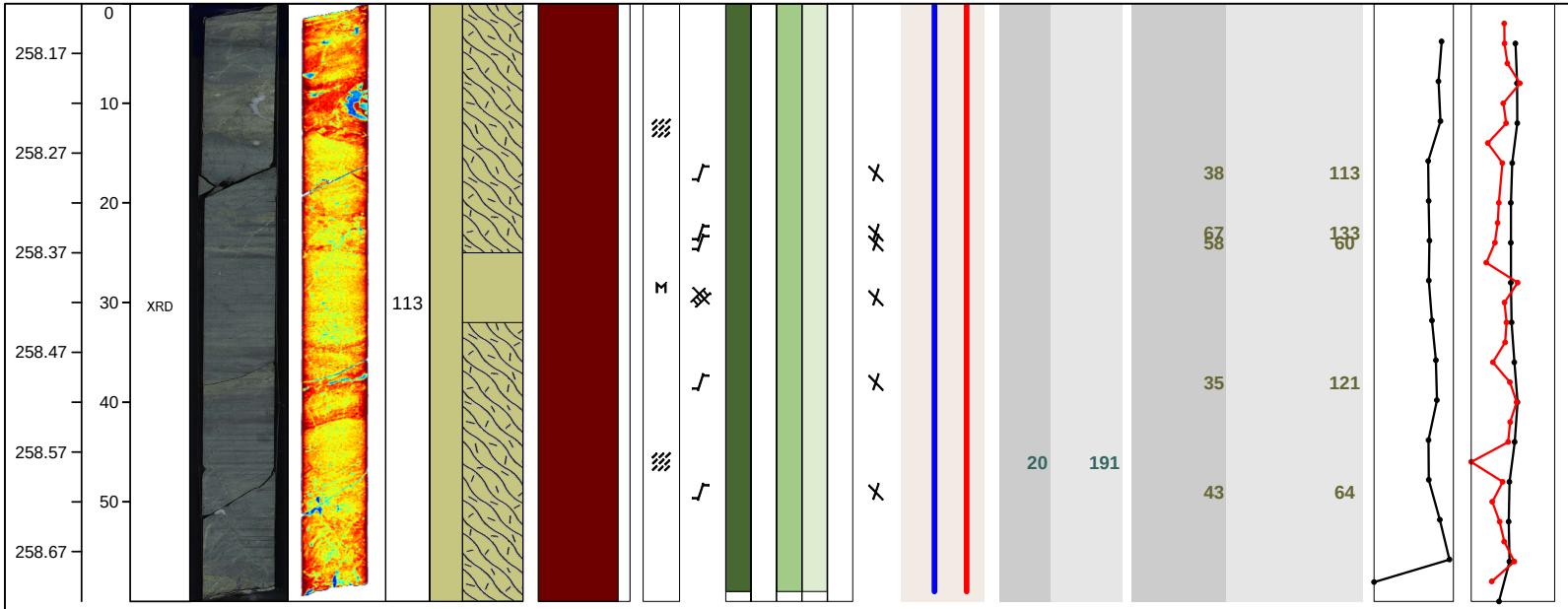

UNIT: 115
ROCK NAME: foliated schist
COLOR: greenish grey
HOST ROCK SUMMARY: Massive, greenish grey very fine grained schist. Folded in several places throughout unit. qtz-carbonate patches appear to be folded and disrupted veins. Potential phenocrysts occur in more massive, dark green patches throughout the unit potentially indicating the presence of metabasalt
VEIN PETROLOGY AND STRUCTURE SUMMARY: Ep dominates, no late veining.

Hole BT1B-105Z Section 1,Top of Section 258.60 (m CCD)

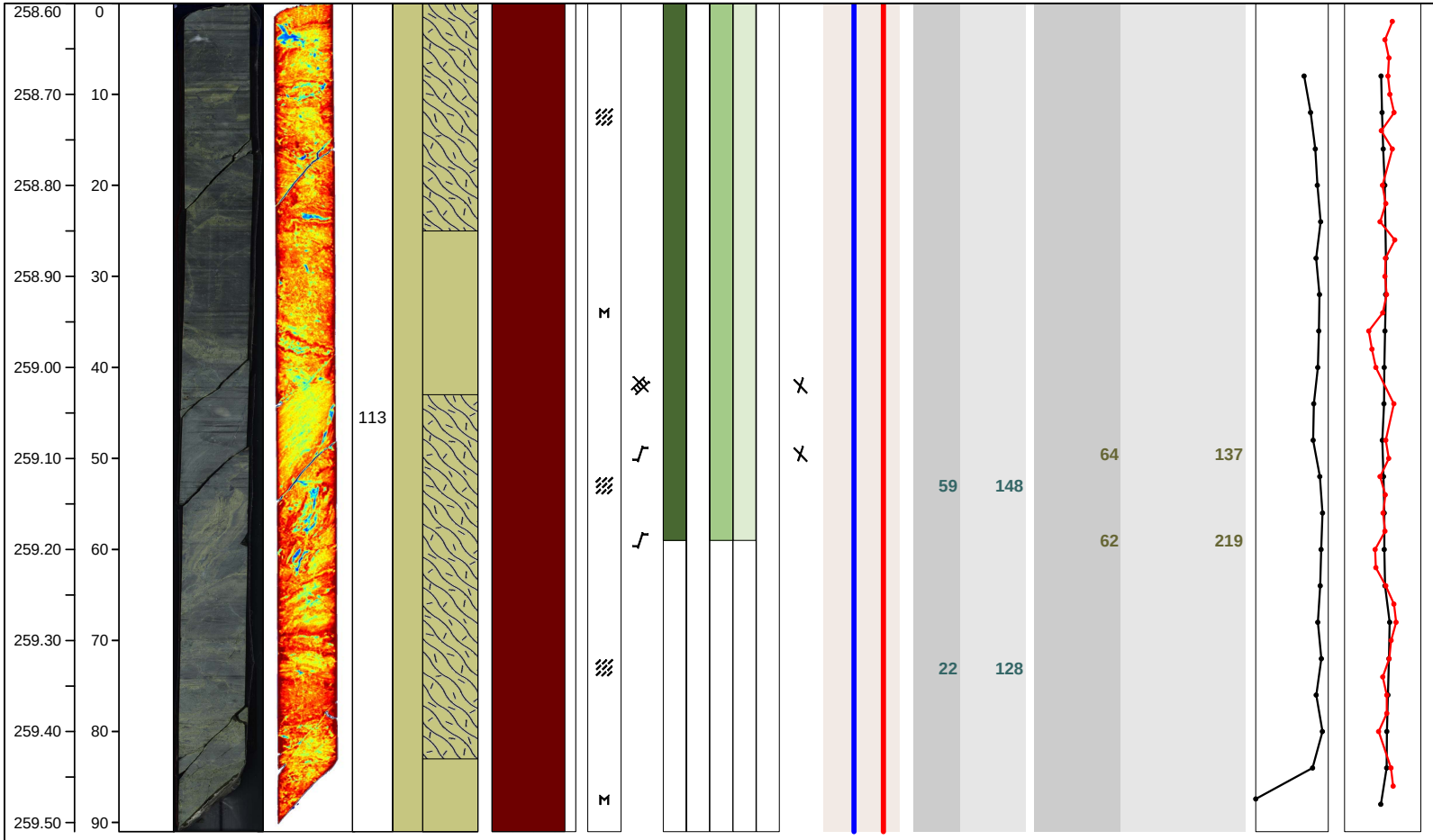

UNIT: 115
ROCK NAME: foliated schist
COLOR: greenish grey
HOST ROCK SUMMARY: Massive, greenish grey very fine grained schist. Folded in several places throughout unit. qtz-carbonate patches appear to be folded and disrupted veins. Potential phenocrysts occur in more massive, dark green patches throughout the unit potentially indicating the presence of metabasalt
VEIN PETROLOGY AND STRUCTURE SUMMARY: Ep dominates, very little qtz, no late veining.

Hole BT1B-105Z Section 2,Top of Section 259.52 (m CCD)

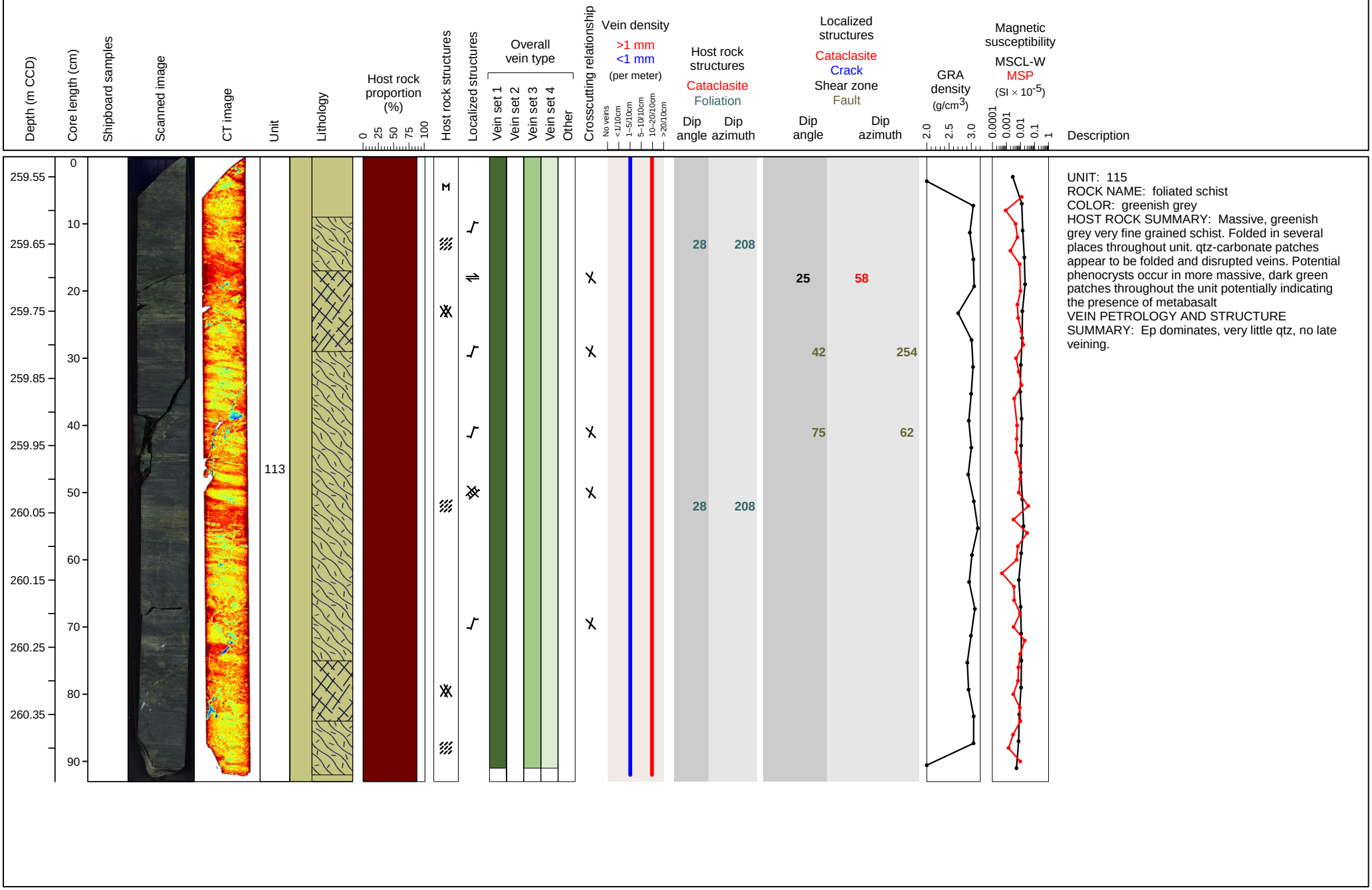

UNIT: 115
ROCK NAME: foliated schist
COLOR: greenish grey
HOST ROCK SUMMARY: Massive, greenish grey very fine grained schist. Folded in several places throughout unit. qtz-carbonate patches appear to be folded and disrupted veins. Potential phenocrysts occur in more massive, dark green patches throughout the unit potentially indicating the presence of metabasalt
VEIN PETROLOGY AND STRUCTURE SUMMARY: Ep dominates, very little qtz, no late veining.

Hole BT1B-105Z Section 3,Top of Section 260.45 (m CCD)

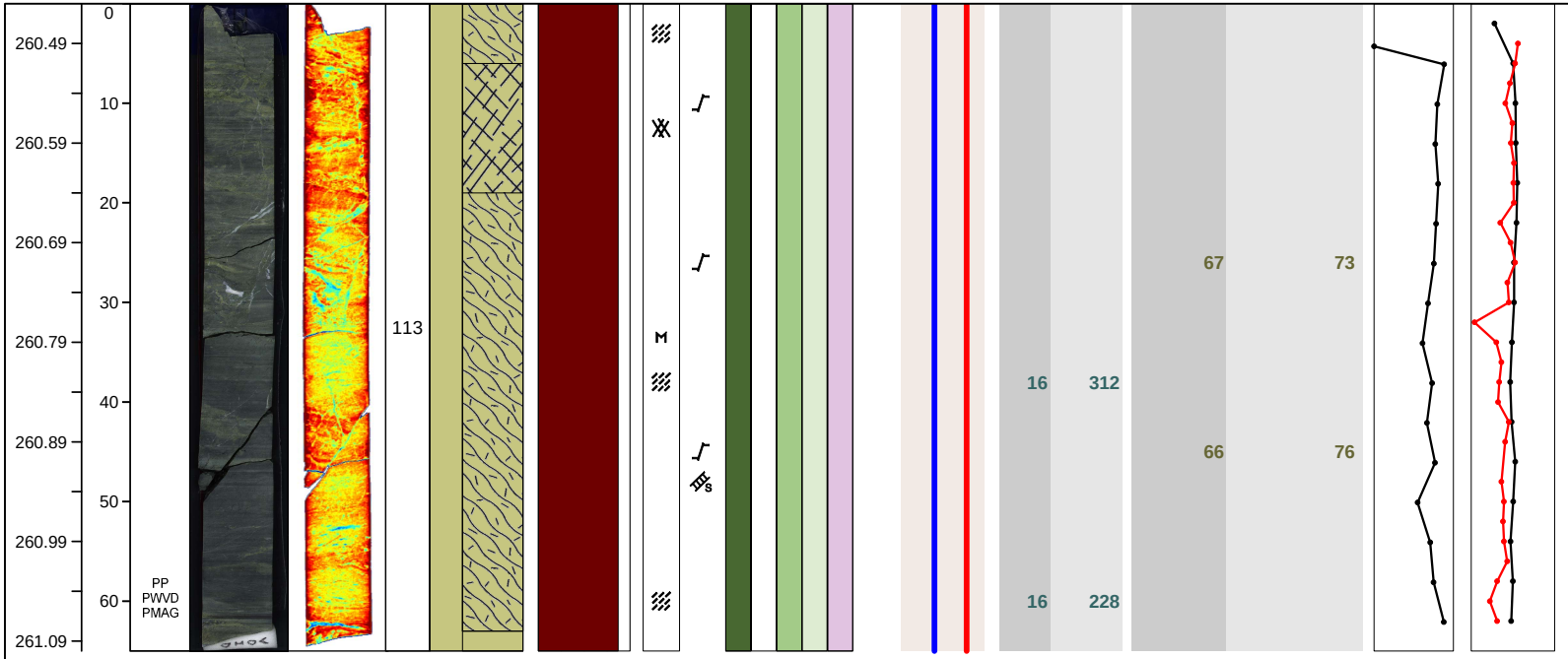

UNIT: 115
ROCK NAME: foliated schist
COLOR: greenish grey
HOST ROCK SUMMARY: Massive, greenish grey very fine grained schist. Folded in several places throughout unit. qtz-carbonate patches appear to be folded and disrupted veins. Potential phenocrysts occur in more massive, dark green patches throughout the unit potentially indicating the presence of metabasalt (example between 34-55 cm)
VEIN PETROLOGY AND STRUCTURE SUMMARY: Ep dominates, very little qtz.

Hole BT1B-105Z Section 4,Top of Section 261.10 (m CCD)

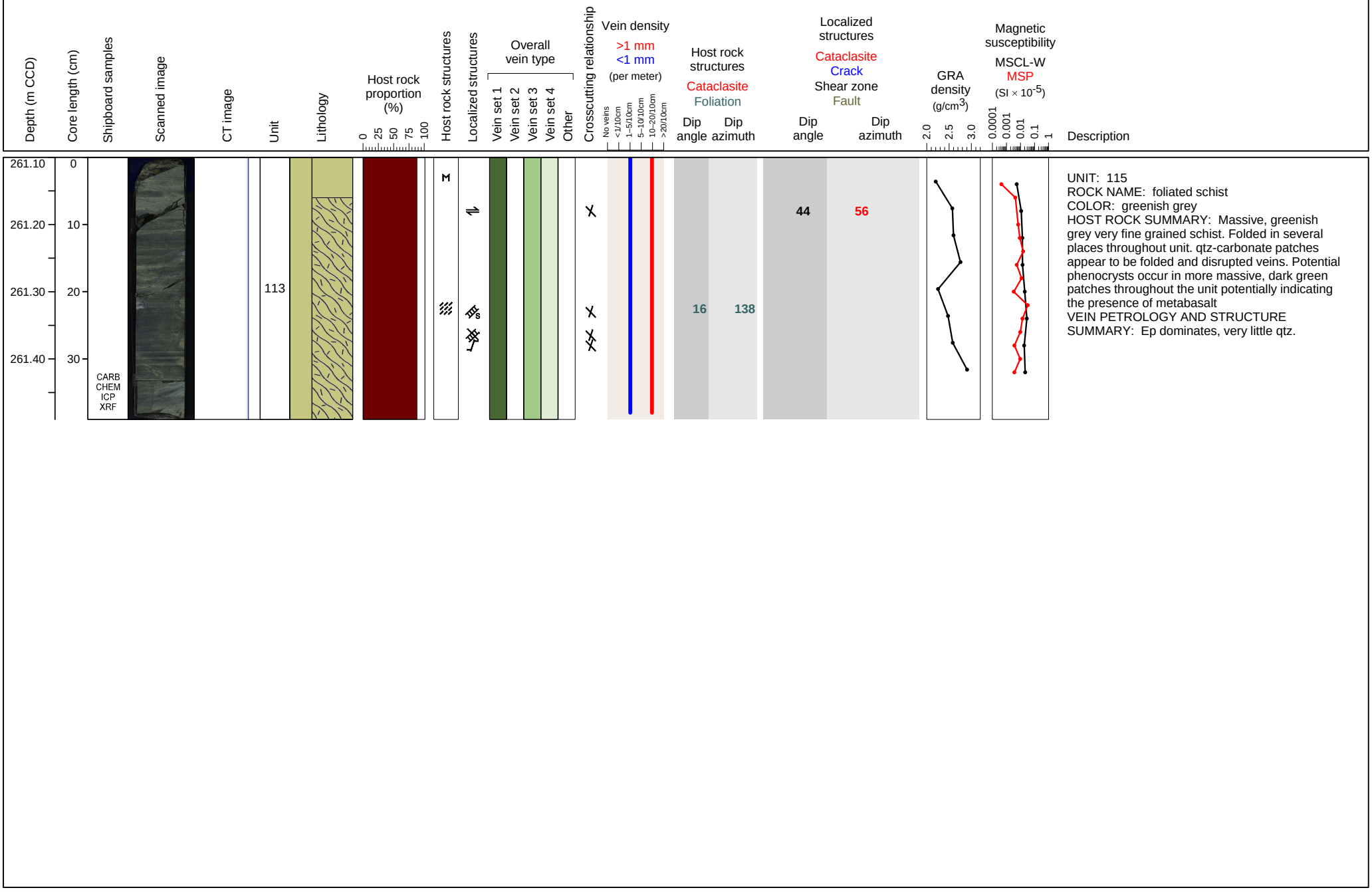

UNIT: 115
ROCK NAME: foliated schist
COLOR: greenish grey
HOST ROCK SUMMARY: Massive, greenish grey very fine grained schist. Folded in several places throughout unit. qtz-carbonate patches appear to be folded and disrupted veins. Potential phenocrysts occur in more massive, dark green patches throughout the unit potentially indicating the presence of metabasalt
VEIN PETROLOGY AND STRUCTURE SUMMARY: Ep dominates, very little qtz.

Hole BT1B-106Z Section 1,Top of Section 261.65 (m CCD)

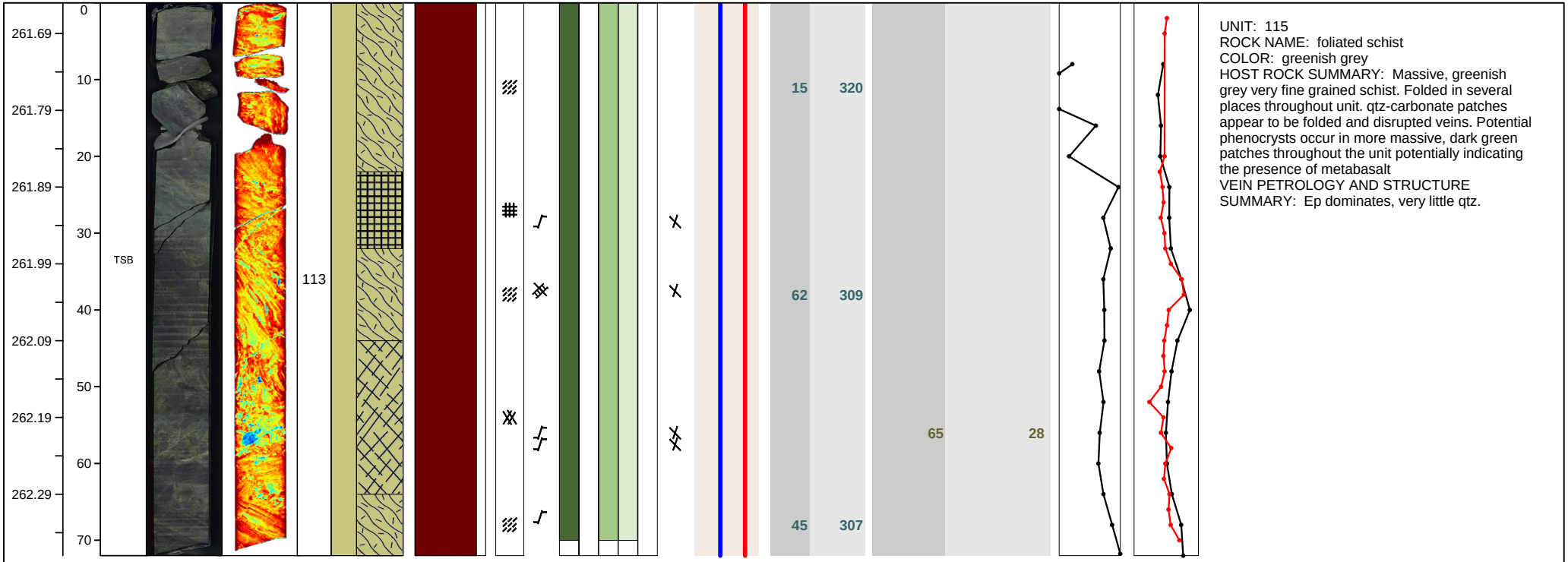

UNIT: 115
ROCK NAME: foliated schist
COLOR: greenish grey
HOST ROCK SUMMARY: Massive, greenish grey very fine grained schist. Folded in several places throughout unit. qtz-carbonate patches appear to be folded and disrupted veins. Potential phenocrysts occur in more massive, dark green patches throughout the unit potentially indicating the presence of metabasalt
VEIN PETROLOGY AND STRUCTURE SUMMARY: Ep dominates, very little qtz.

Hole BT1B-106Z Section 2,Top of Section 262.37 (m CCD)

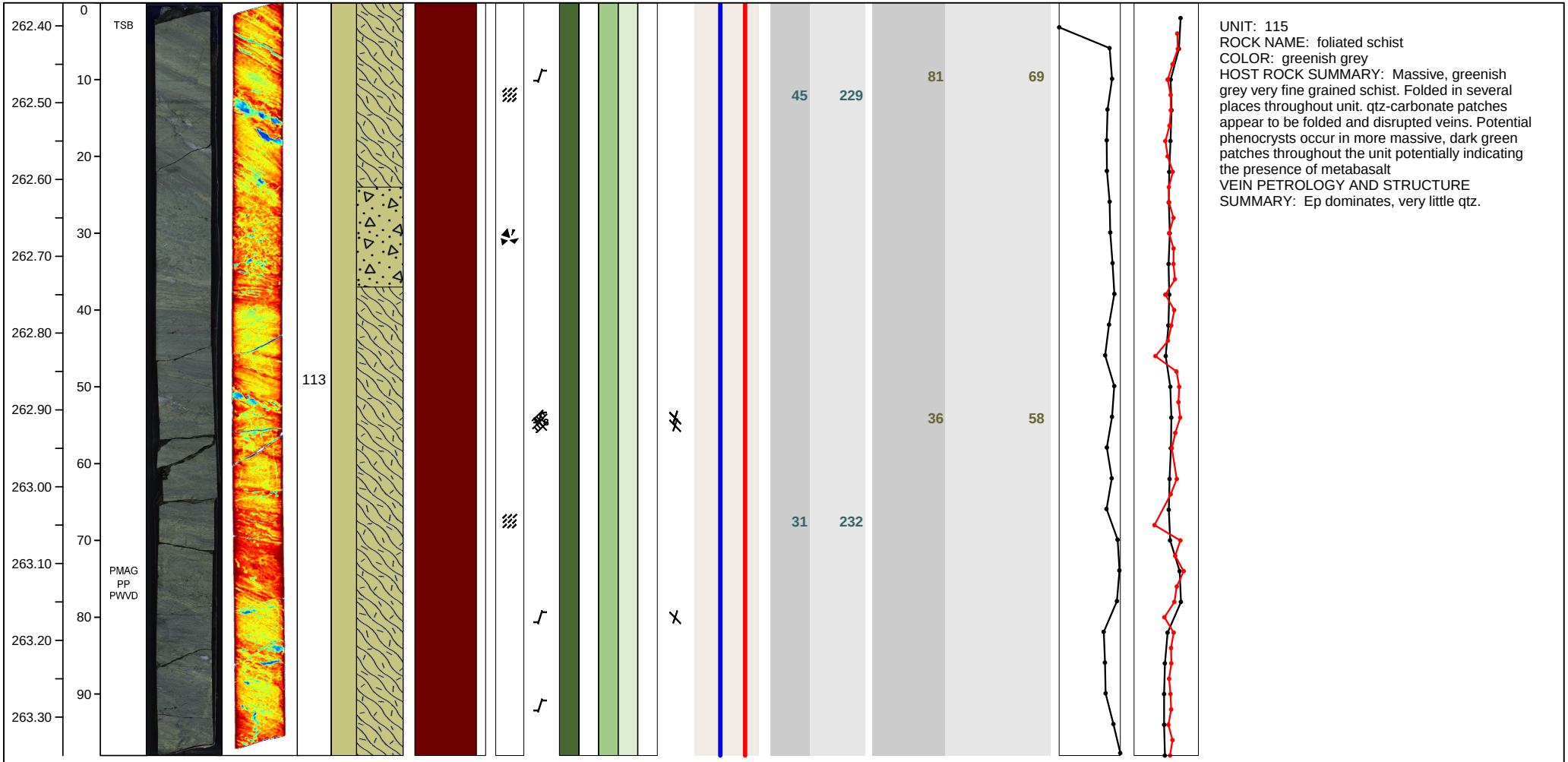

UNIT: 115
ROCK NAME: foliated schist
COLOR: greenish grey
HOST ROCK SUMMARY: Massive, greenish grey very fine grained schist. Folded in several places throughout unit. qtz-carbonate patches appear to be folded and disrupted veins. Potential phenocrysts occur in more massive, dark green patches throughout the unit potentially indicating the presence of metabasalt
VEIN PETROLOGY AND STRUCTURE SUMMARY: Ep dominates, very little qtz.

Hole BT1B-106Z Section 3,Top of Section 263.36 (m CCD)

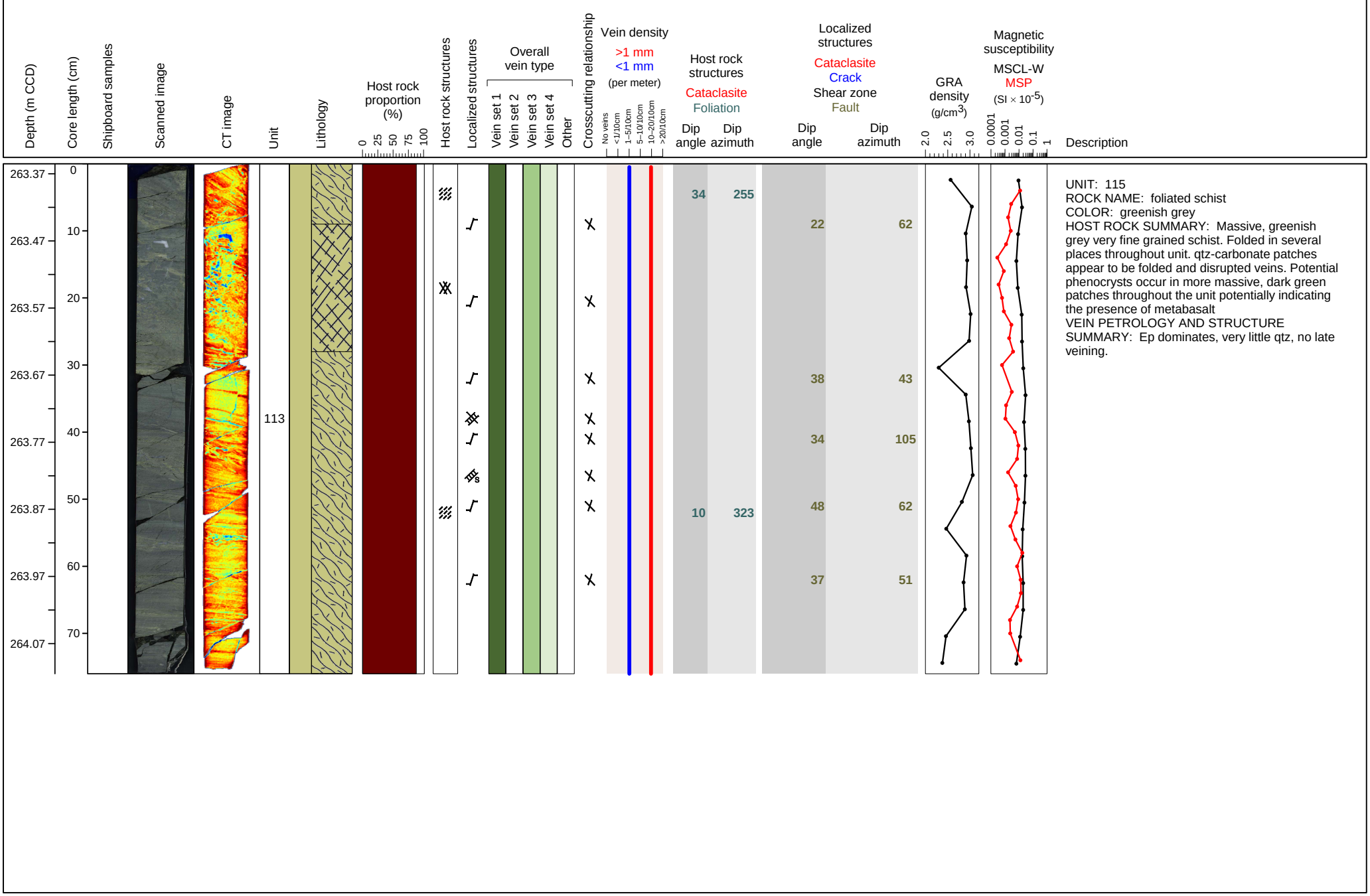

UNIT: 115
ROCK NAME: foliated schist
COLOR: greenish grey
HOST ROCK SUMMARY: Massive, greenish grey very fine grained schist. Folded in several places throughout unit. qtz-carbonate patches appear to be folded and disrupted veins. Potential phenocrysts occur in more massive, dark green patches throughout the unit potentially indicating the presence of metabasalt
VEIN PETROLOGY AND STRUCTURE SUMMARY: Ep dominates, very little qtz, no late veining.

Hole BT1B-107Z Section 1,Top of Section 263.85 (m CCD)

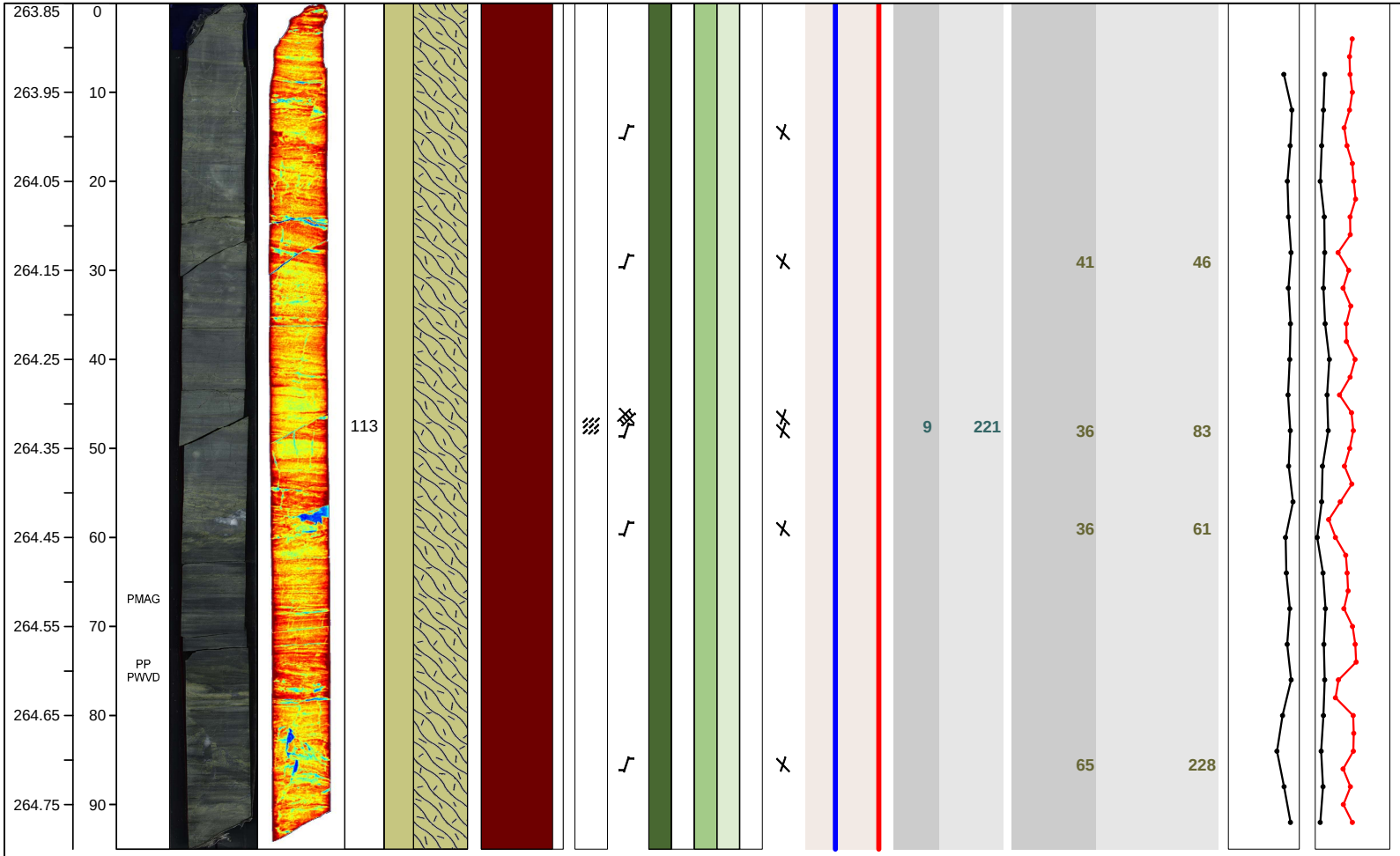

UNIT: 115
ROCK NAME: foliated schist
COLOR: greenish grey
HOST ROCK SUMMARY: Massive, greenish grey very fine grained schist. Folded in several places throughout unit. qtz-carbonate patches appear to be folded and disrupted veins. Potential phenocrysts occur in more massive, dark green patches throughout the unit potentially indicating the presence of metabasalt
VEIN PETROLOGY AND STRUCTURE SUMMARY: Ep dominates, very little qtz, no late veining.

Hole BT1B-108Z Section 1,Top of Section 264.70 (m CCD)

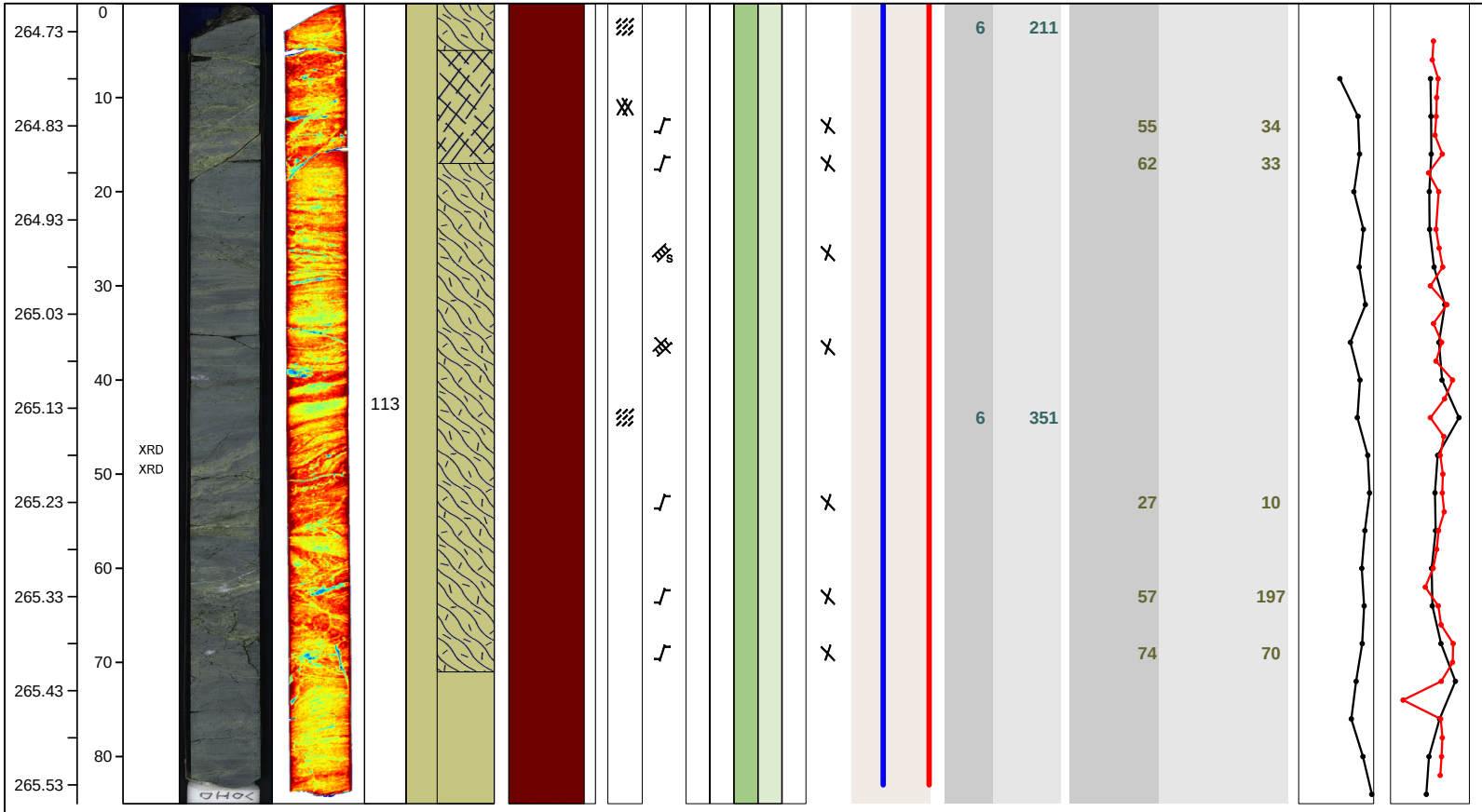

UNIT: 115
ROCK NAME: foliated schist
COLOR: greenish grey
HOST ROCK SUMMARY: Massive, greenish grey very fine grained schist. Folded in several places throughout unit. qtz-carbonate patches appear to be folded and disrupted veins. Potential phenocrysts occur in more massive, dark green patches throughout the unit potentially indicating the presence of metabasalt
VEIN PETROLOGY AND STRUCTURE SUMMARY: Ep dominates, no qtz. Early laminated cal.

Hole BT1B-108Z Section 2,Top of Section 265.56 (m CCD)

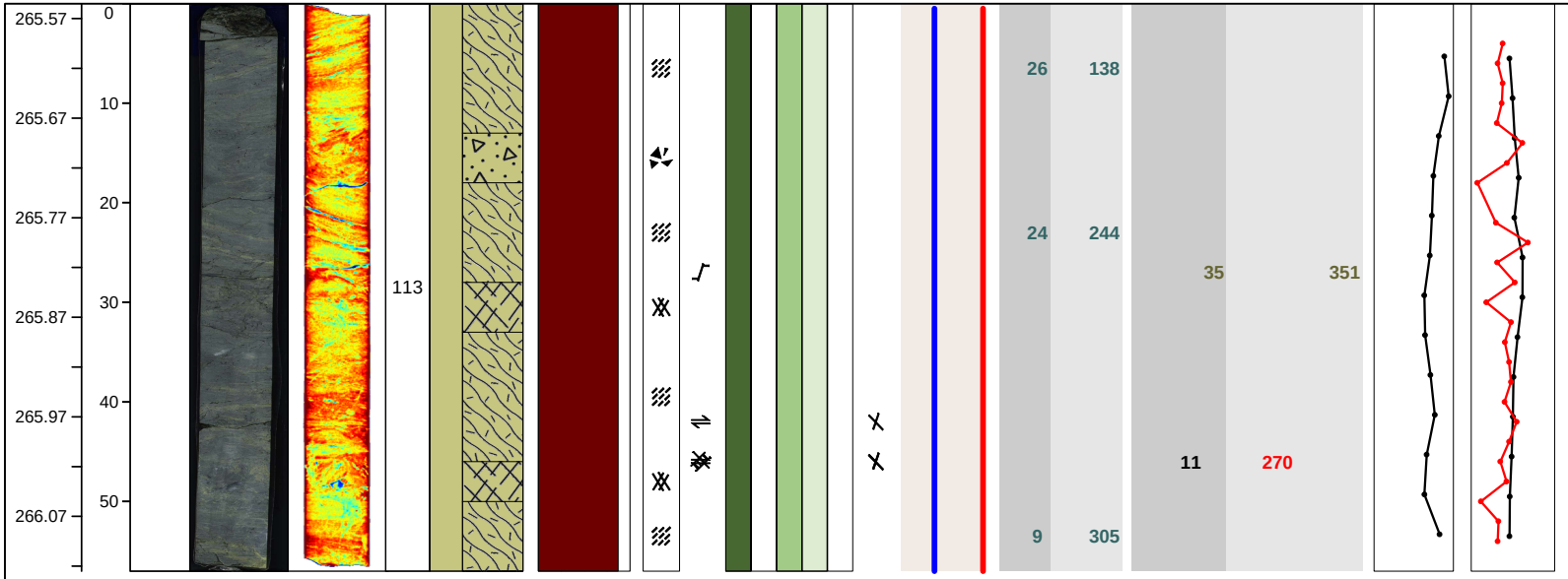

UNIT: 115
ROCK NAME: foliated schist
COLOR: greenish grey
HOST ROCK SUMMARY: Massive, greenish grey very fine grained schist. Folded in several places throughout unit. qtz-carbonate patches appear to be folded and disrupted veins. Potential phenocrysts occur in more massive, dark green patches throughout the unit potentially indicating the presence of metabasalt
VEIN PETROLOGY AND STRUCTURE SUMMARY: Ep dominates, no qtz. Early laminated cal.

Hole BT1B-108Z Section 3,Top of Section 266.13 (m CCD)

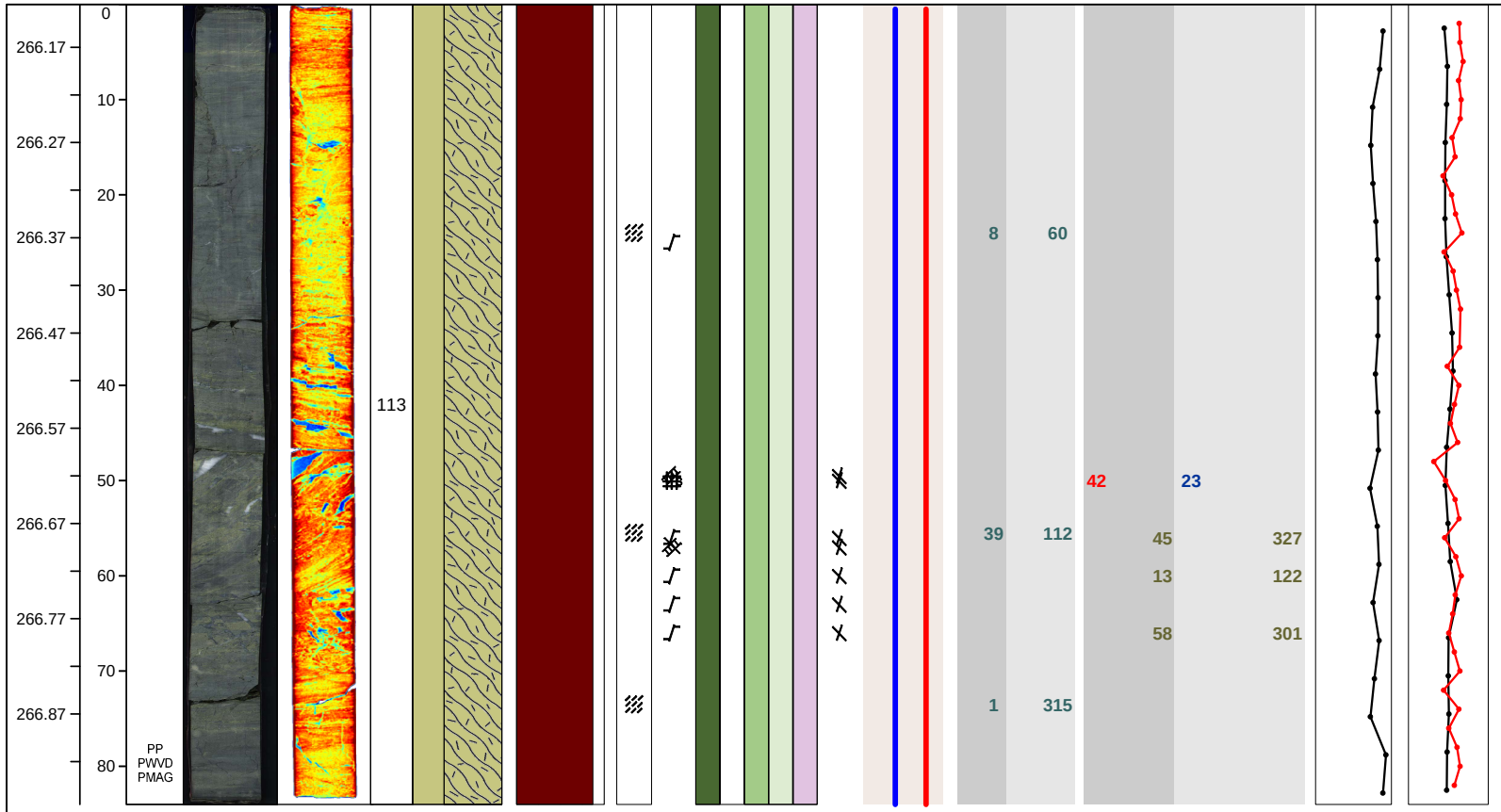

UNIT: 115
ROCK NAME: foliated schist
COLOR: greenish grey
HOST ROCK SUMMARY: Massive, greenish grey very fine grained schist. Folded in several places throughout unit. qtz-carbonate patches appear to be folded and disrupted veins. Potential phenocrysts occur in more massive, dark green patches throughout the unit potentially indicating the presence of metabasalt
VEIN PETROLOGY AND STRUCTURE SUMMARY: Ep dominates, very little qtz, some late chl-cal.

Hole BT1B-108Z Section 4,Top of Section 266.97 (m CCD)

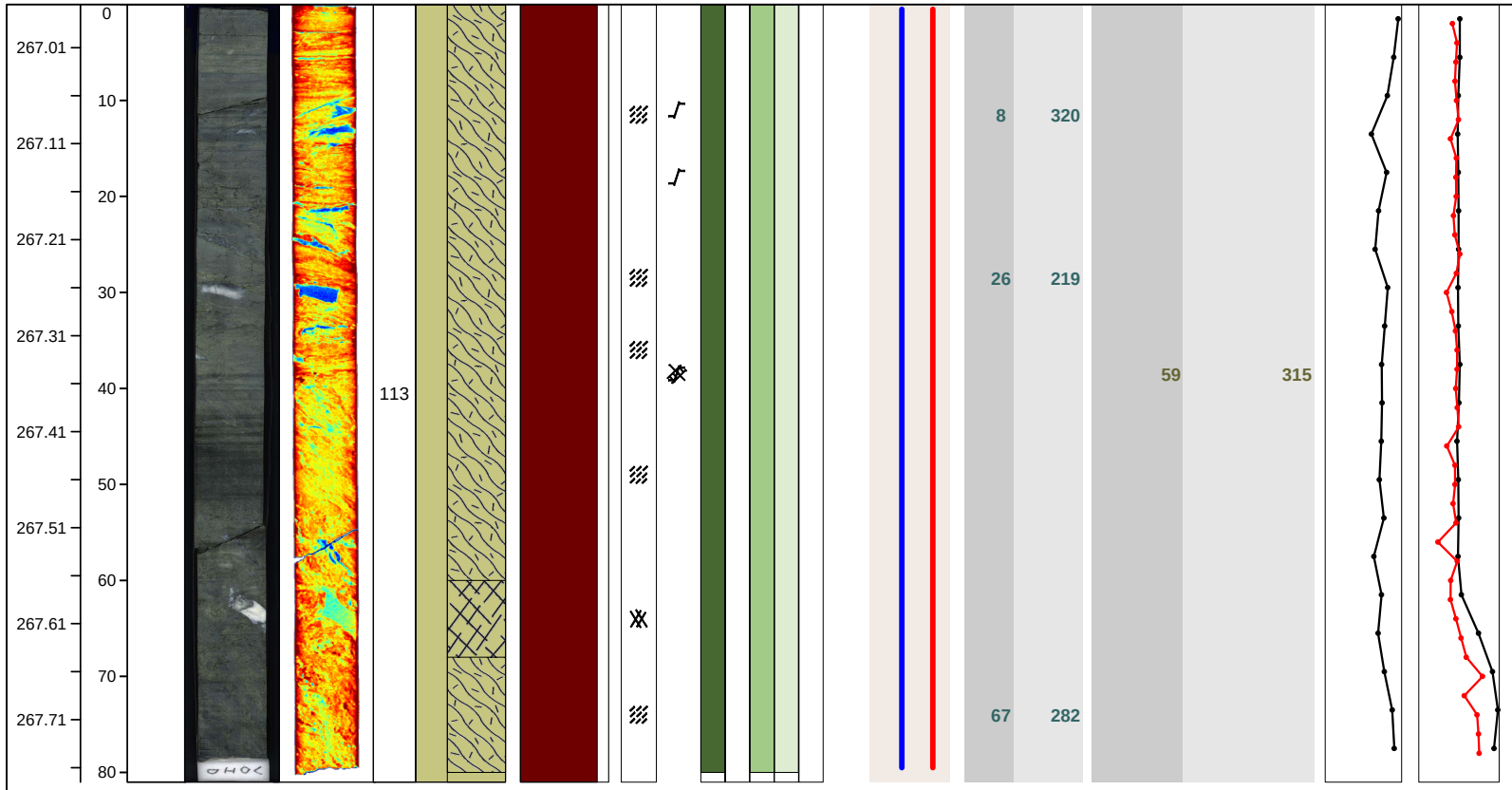

UNIT: 115
ROCK NAME: foliated schist
COLOR: greenish grey
HOST ROCK SUMMARY: Massive, greenish grey very fine grained schist. Folded in several places throughout unit. qtz-carbonate patches appear to be folded and disrupted veins. Potential phenocrysts occur in more massive, dark green patches throughout the unit potentially indicating the presence of metabasalt
VEIN PETROLOGY AND STRUCTURE SUMMARY: Ep dominates, very little qtz. Numerous small scale faults throughout the section.

Hole BT1B-109Z Section 1,Top of Section 267.75 (m CCD)

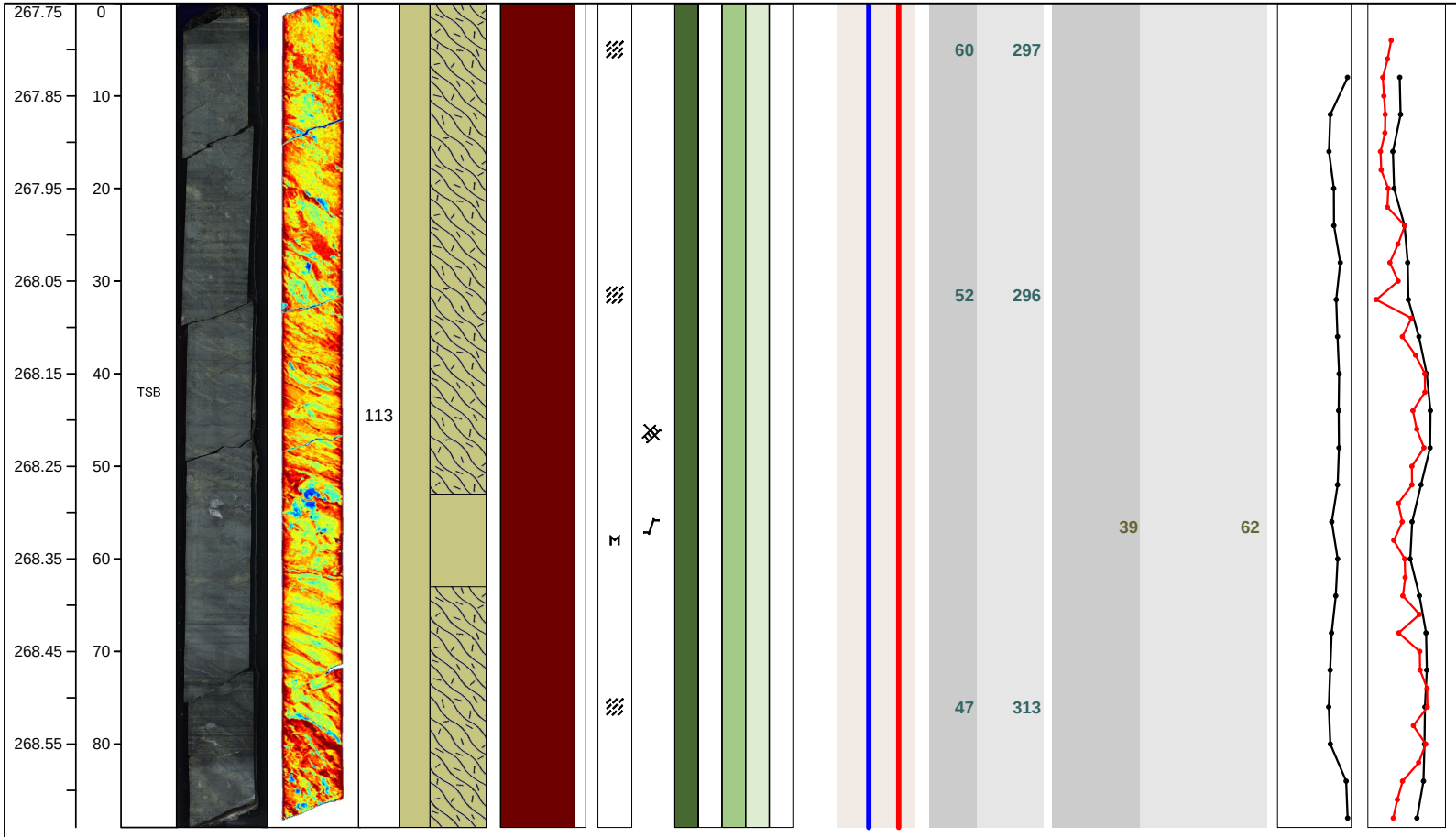

UNIT: 115
ROCK NAME: foliated schist
COLOR: greenish grey
HOST ROCK SUMMARY: Massive, greenish grey very fine grained schist. Folded in several places throughout unit. qtz-carbonate patches appear to be folded and disrupted veins. Potential phenocrysts occur in more massive, dark green patches throughout the unit potentially indicating the presence of metabasalt
VEIN PETROLOGY AND STRUCTURE SUMMARY: Ep dominates, very little qtz. Numerous small scale faults throughout the section.

Hole BT1B-109Z Section 2,Top of Section 268.65 (m CCD)

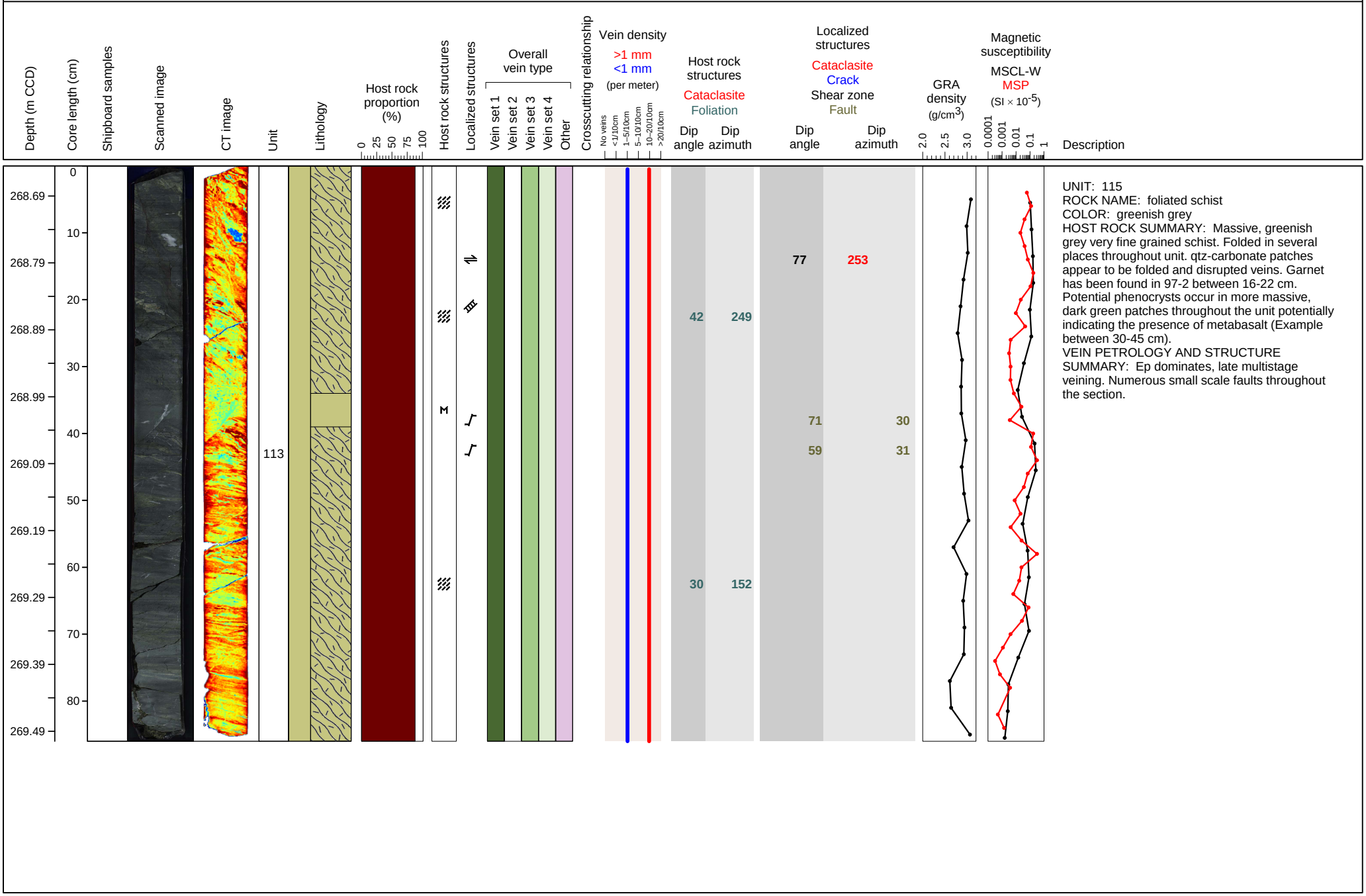

UNIT: 115
ROCK NAME: foliated schist
COLOR: greenish grey
HOST ROCK SUMMARY: Massive, greenish grey very fine grained schist. Folded in several places throughout unit. qtz-carbonate patches appear to be folded and disrupted veins. Garnet has been found in 97-2 between 16-22 cm. Potential phenocrysts occur in more massive, dark green patches throughout the unit potentially indicating the presence of metabasalt (Example between 30-45 cm).
VEIN PETROLOGY AND STRUCTURE SUMMARY: Ep dominates, late multistage veining. Numerous small scale faults throughout the section.

Hole BT1B-109Z Section 3,Top of Section 269.51 (m CCD)

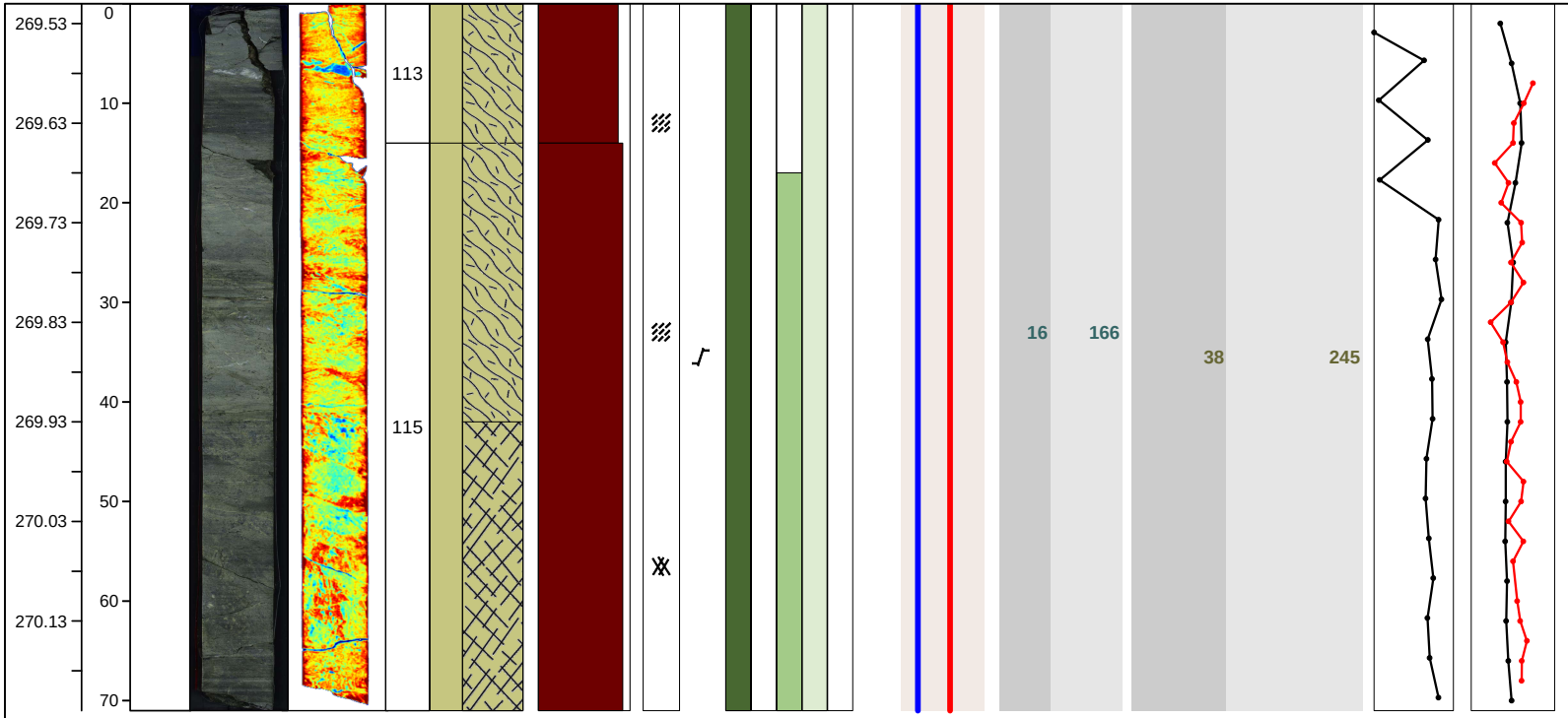

UNIT: 115
ROCK NAME: foliated schist
COLOR: greenish grey
HOST ROCK SUMMARY: Massive, greenish grey very fine grained schist. Folded in several places throughout unit. qtz-carbonate patches appear to be folded and disrupted veins. Potential phenocrysts occur in more massive, dark green patches throughout the unit potentially indicating the presence of metabasalt
VEIN PETROLOGY AND STRUCTURE SUMMARY: Ep dominates as very large diffuse patches. Little qtz and chl. Numerous small scale faults throughout the section.

UNIT: 116
ROCK NAME: foliated schist
COLOR: olive grey
HOST ROCK SUMMARY: Massive, greenish grey very fine grained schist, ep content appears higher than in overlying unit.
VEIN PETROLOGY AND STRUCTURE SUMMARY: Ep dominates as very large diffuse patches. Little qtz and chl. Numerous small scale faults throughout the section.

Hole BT1B-109Z Section 4,Top of Section 270.22 (m CCD)

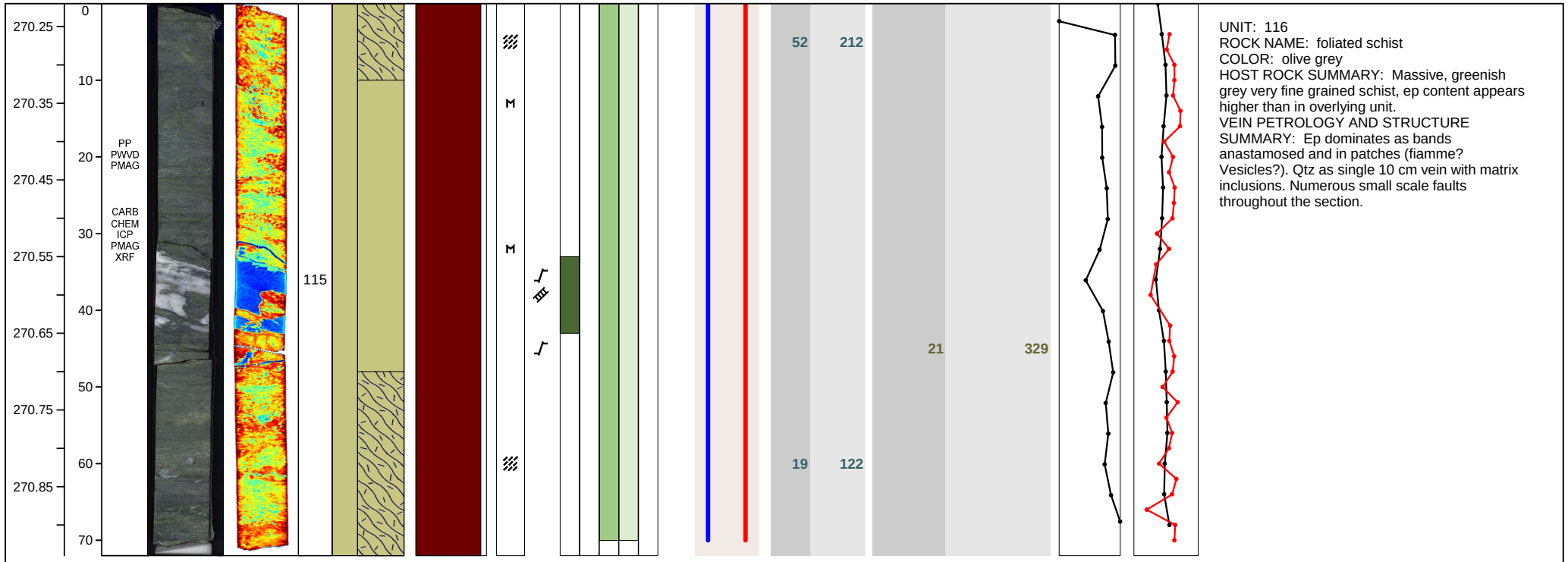

UNIT: 116
ROCK NAME: foliated schist
COLOR: olive grey
HOST ROCK SUMMARY: Massive, greenish grey very fine grained schist, ep content appears higher than in overlying unit.
VEIN PETROLOGY AND STRUCTURE SUMMARY: Ep dominates as bands anastamosed and in patches (fiamme? Vesicles?). Qtz as single 10 cm vein with matrix inclusions. Numerous small scale faults throughout the section.

Hole BT1B-110Z Section 1,Top of Section 270.80 (m CCD)

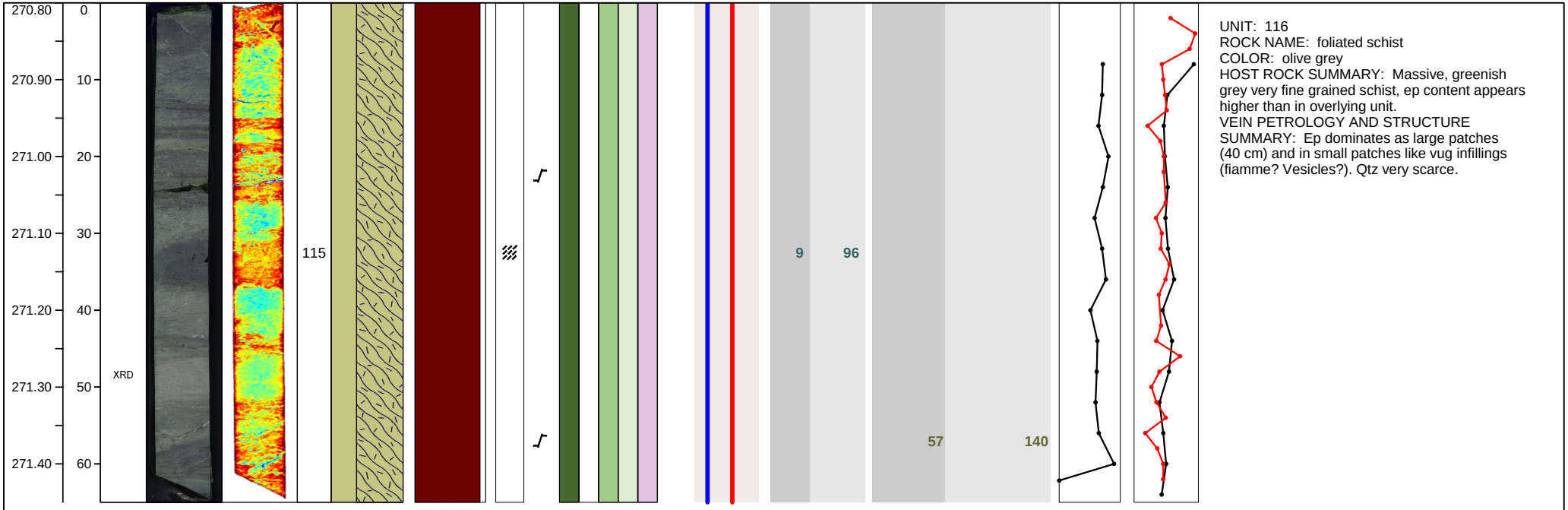

UNIT: 116
ROCK NAME: foliated schist
COLOR: olive grey
HOST ROCK SUMMARY: Massive, greenish grey very fine grained schist, ep content appears higher than in overlying unit.
VEIN PETROLOGY AND STRUCTURE SUMMARY: Ep dominates as large patches (40 cm) and in small patches like vug infillings (fiamme? Vesicles?). Qtz very scarce.

Hole BT1B-110Z Section 2,Top of Section 271.46 (m CCD)

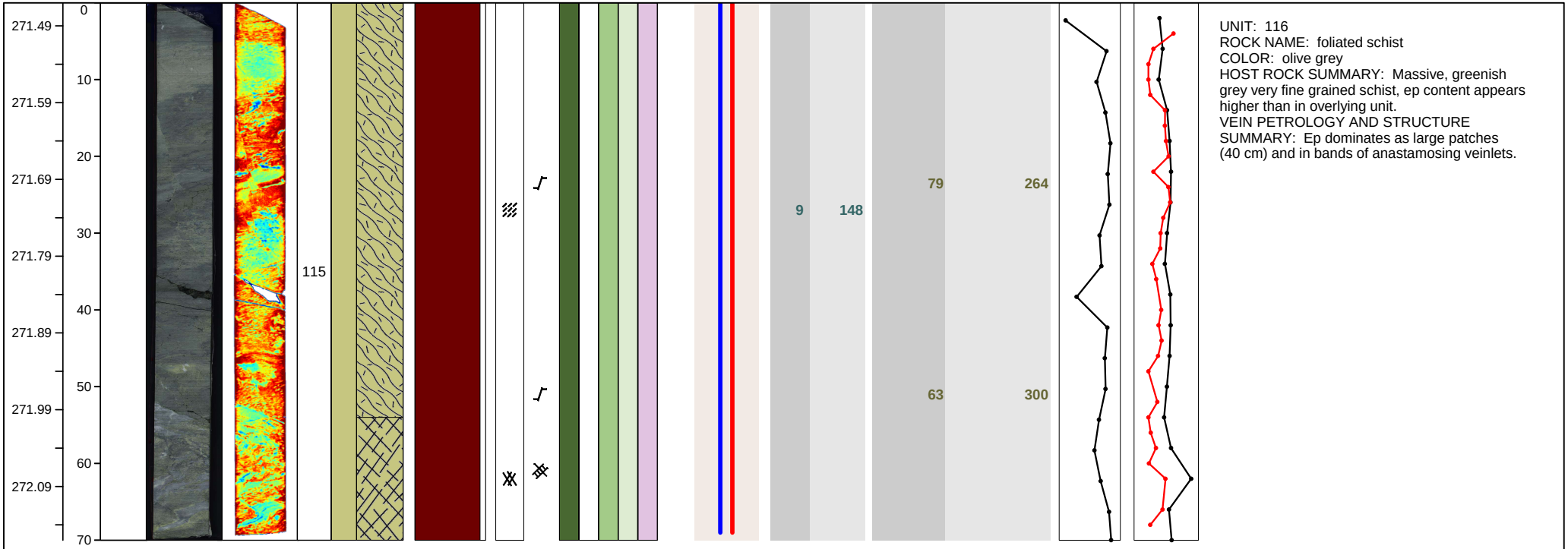

UNIT: 116
ROCK NAME: foliated schist
COLOR: olive grey
HOST ROCK SUMMARY: Massive, greenish grey very fine grained schist, ep content appears higher than in overlying unit.
VEIN PETROLOGY AND STRUCTURE SUMMARY: Ep dominates as large patches (40 cm) and in bands of anastamosing veinlets.

Hole BT1B-110Z Section 3,Top of Section 272.17 (m CCD)

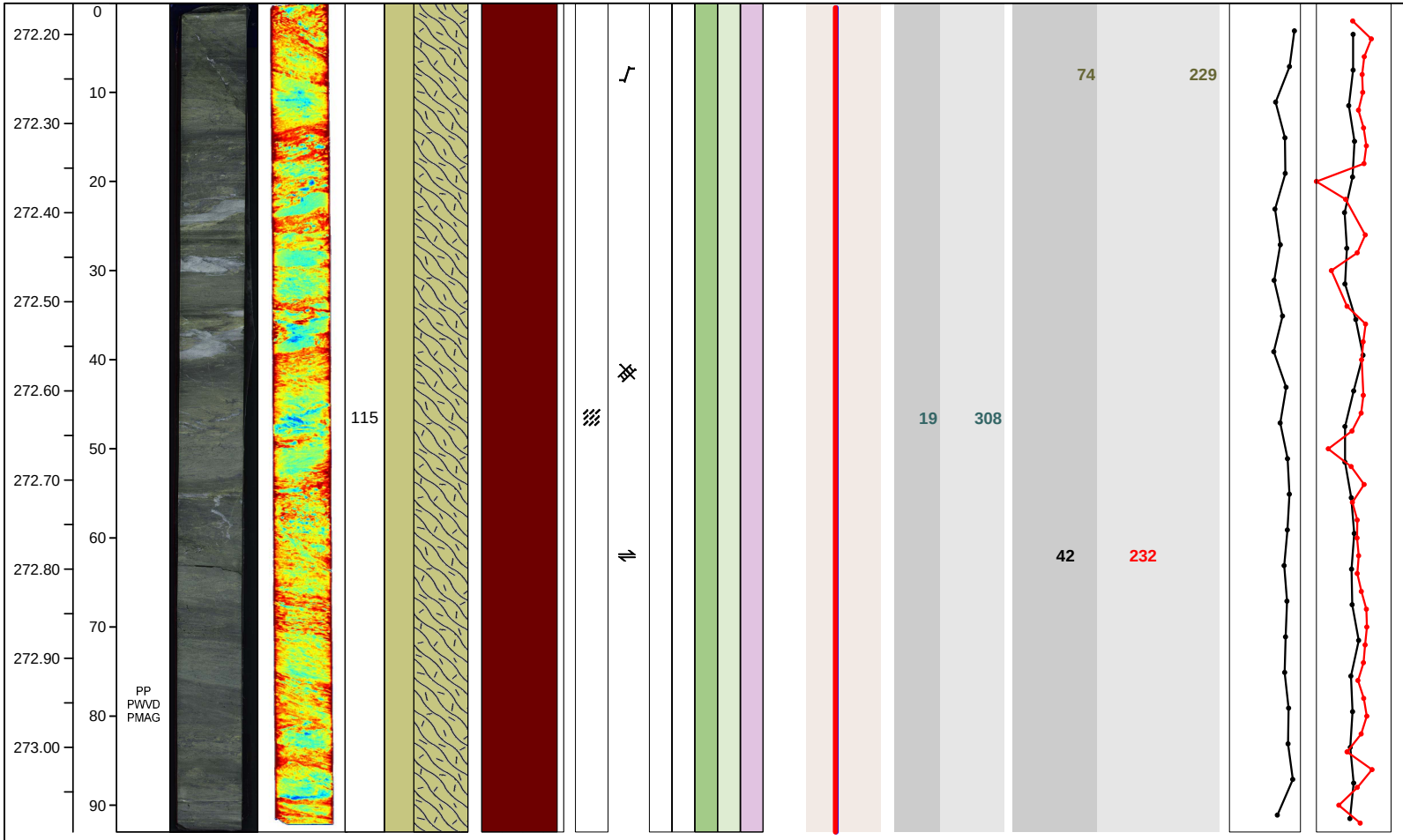

UNIT: 116
ROCK NAME: foliated schist
COLOR: olive grey
HOST ROCK SUMMARY: Massive, greenish grey very fine grained schist, ep content appears higher than in overlying unit.
VEIN PETROLOGY AND STRUCTURE SUMMARY: Ep dominates as large patches, strongly laminated, thick folded cal veins.

Hole BT1B-110Z Section 4,Top of Section 273.10 (m CCD)

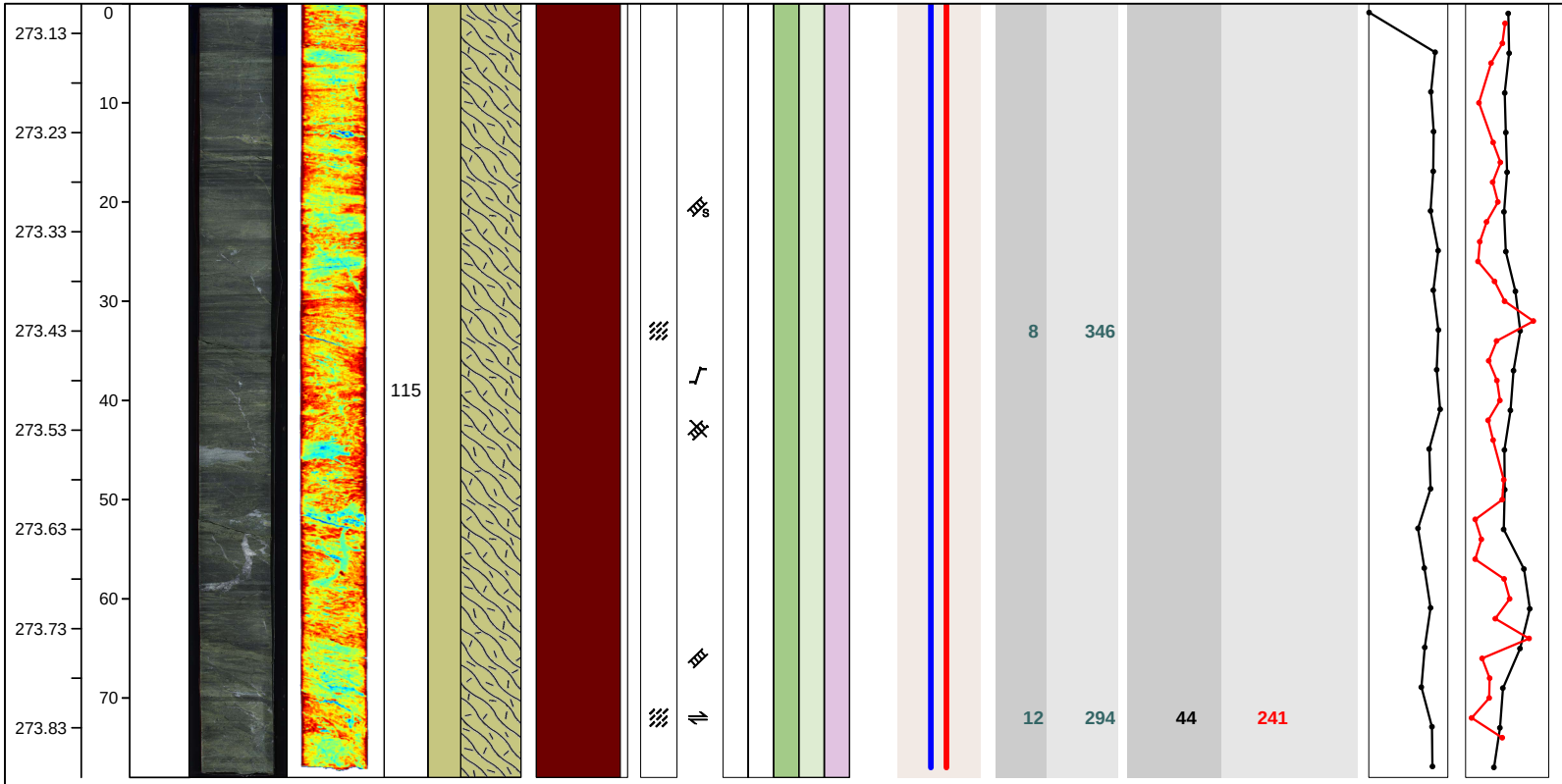

UNIT: 116
ROCK NAME: foliated schist
COLOR: olive grey
HOST ROCK SUMMARY: Massive, greenish grey very fine grained schist, ep content appears higher than in overlying unit.
VEIN PETROLOGY AND STRUCTURE SUMMARY: Ep dominates as large patches sometimes occur as more disorganize features. Few lens shaped ep domains. Strongly laminated, thick folded cal. Numerous small scale faults throughout the section.

Hole BT1B-111Z Section 1,Top of Section 273.85 (m CCD)

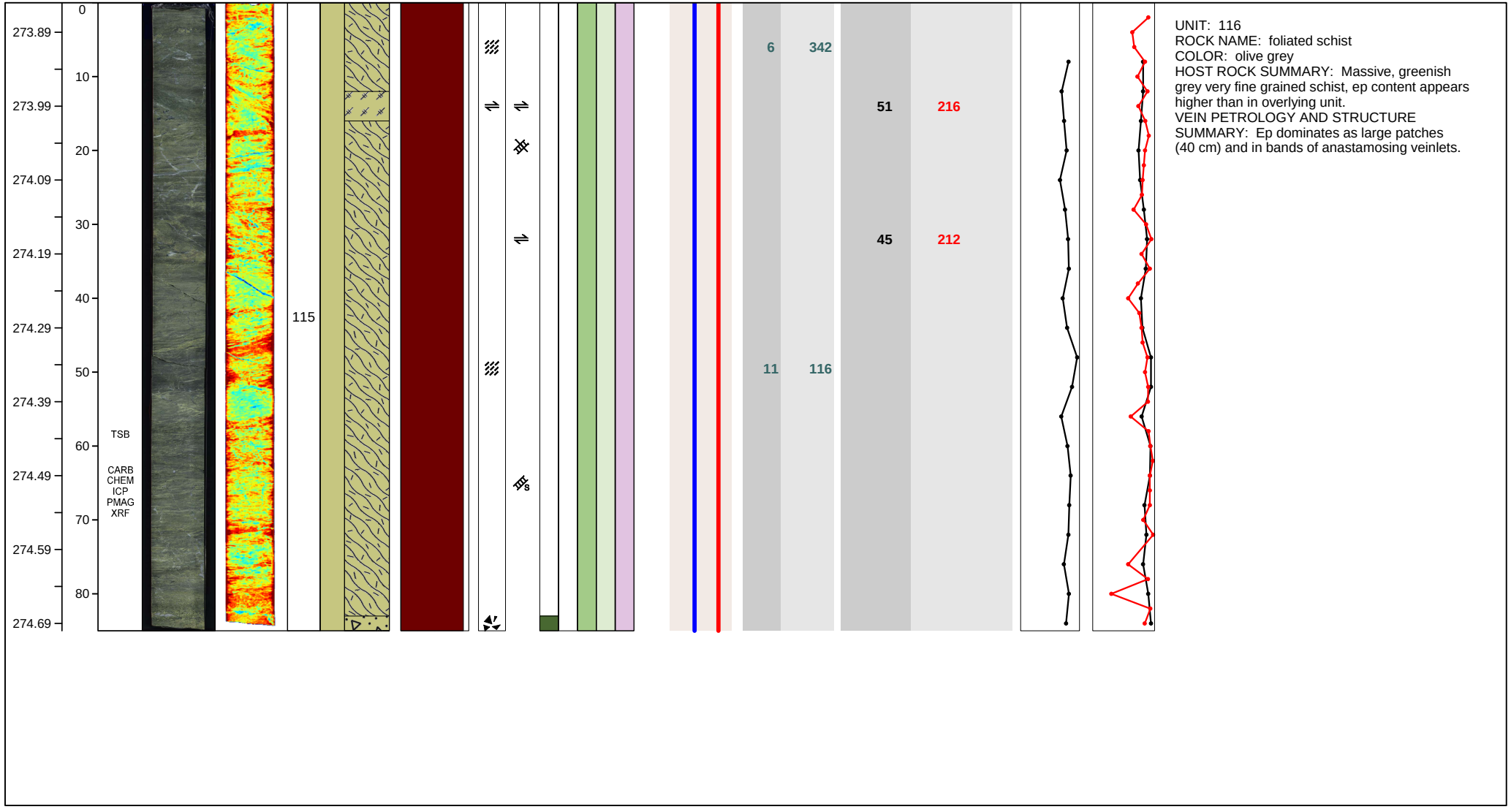

UNIT: 116
ROCK NAME: foliated schist
COLOR: olive grey
HOST ROCK SUMMARY: Massive, greenish grey very fine grained schist, ep content appears higher than in overlying unit.
VEIN PETROLOGY AND STRUCTURE SUMMARY: Ep dominates as large patches (40 cm) and in bands of anastamosing veinlets.

Hole BT1B-111Z Section 2,Top of Section 274.71 (m CCD)



UNIT: 116
ROCK NAME: foliated schist
COLOR: olive grey
HOST ROCK SUMMARY: Massive, greenish grey very fine grained schist, ep content appears higher than in overlying unit.
VEIN PETROLOGY AND STRUCTURE SUMMARY: Ep dominates as large patches (40 cm) and in bands of anastamosing veinlets.

UNIT: 116
ROCK NAME: foliated schist
COLOR: olive grey
HOST ROCK SUMMARY: Massive, greenish grey very fine grained schist, ep content appears higher than in overlying unit. Spotted appearance defined by elongated epidotized clasts. Some of the clasts appear to have a euhedral phenocrystic habit preserved, while others are rounded.
VEIN PETROLOGY AND STRUCTURE SUMMARY: Ep dominates as large patches (40 cm) and in bands of anastamosing veinlets. Numerous small scale faults throughout the section.

Hole BT1B-111Z Section 3,Top of Section 275.53 (m CCD)

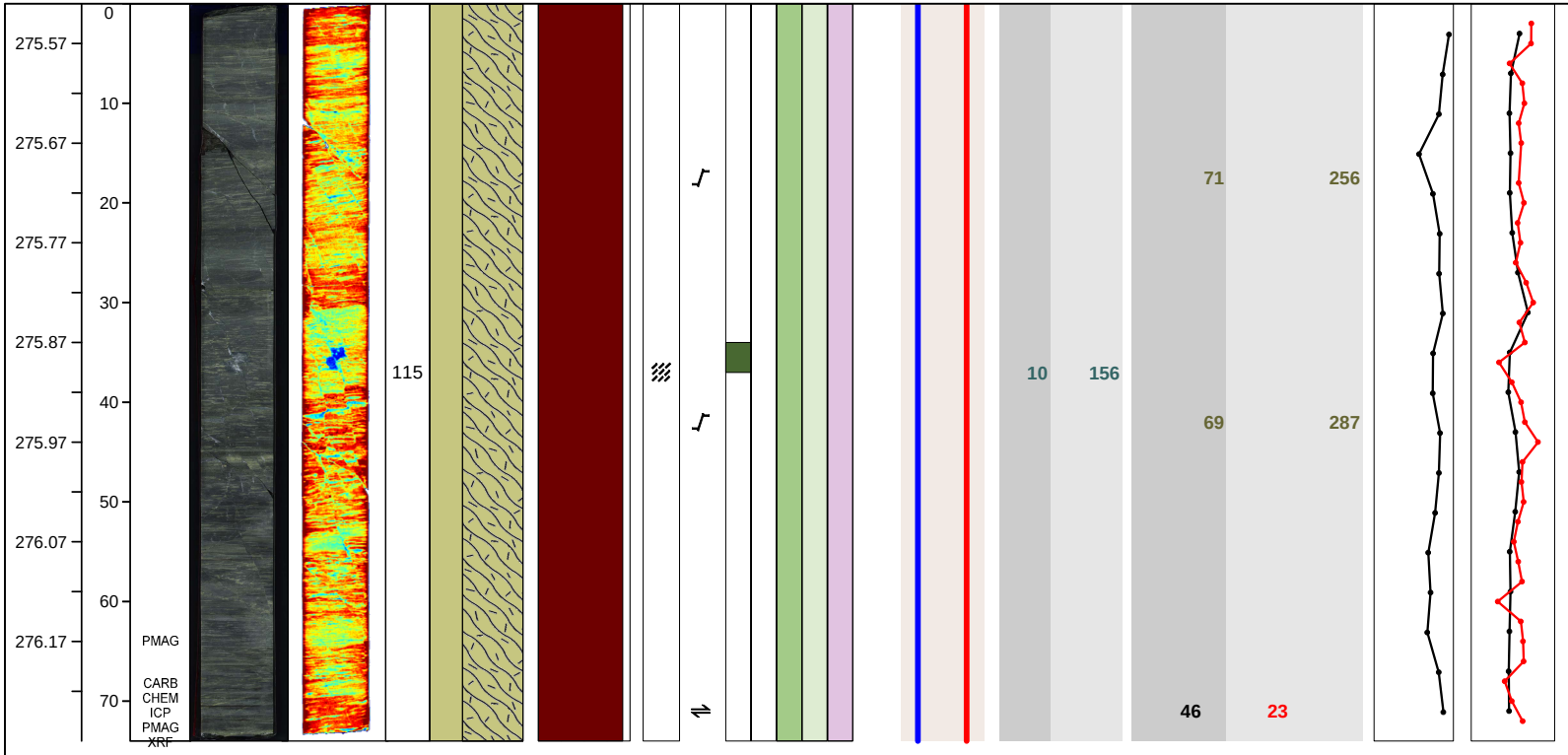

UNIT: 116
ROCK NAME: foliated schist
COLOR: olive grey
HOST ROCK SUMMARY: Massive, greenish grey very fine grained schist, ep content appears higher than in overlying unit. Spotted appearance defined by elongated epidotized clasts. Some of the clasts appear to have a euhedral phenocrystic habit preserved, while others are rounded.
VEIN PETROLOGY AND STRUCTURE SUMMARY: Ep dominates most of the core either as laminated domains or flattened lenses.

Hole BT1B-111Z Section 4,Top of Section 276.28 (m CCD)

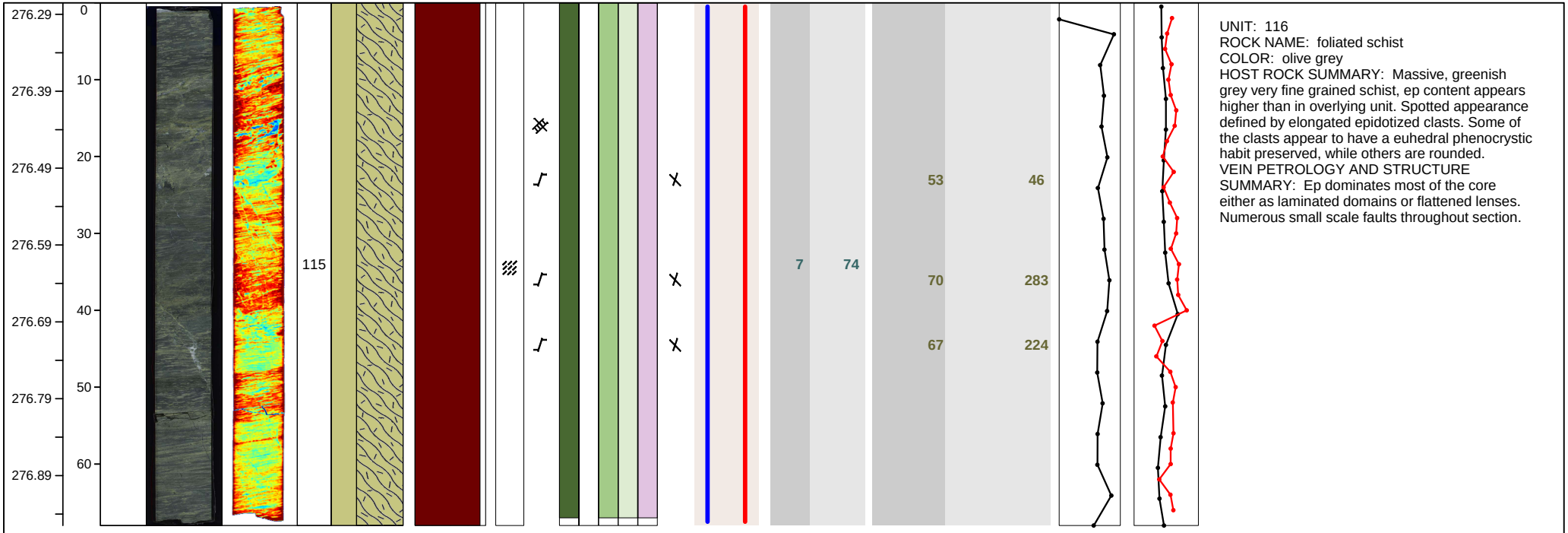

UNIT: 116
ROCK NAME: foliated schist
COLOR: olive grey
HOST ROCK SUMMARY: Massive, greenish grey very fine grained schist, ep content appears higher than in overlying unit. Spotted appearance defined by elongated epidotized clasts. Some of the clasts appear to have a euhedral phenocrystic habit preserved, while others are rounded.
VEIN PETROLOGY AND STRUCTURE SUMMARY: Ep dominates most of the core either as laminated domains or flattened lenses. Numerous small scale faults throughout section.

Hole BT1B-112Z Section 1,Top of Section 276.90 (m CCD)

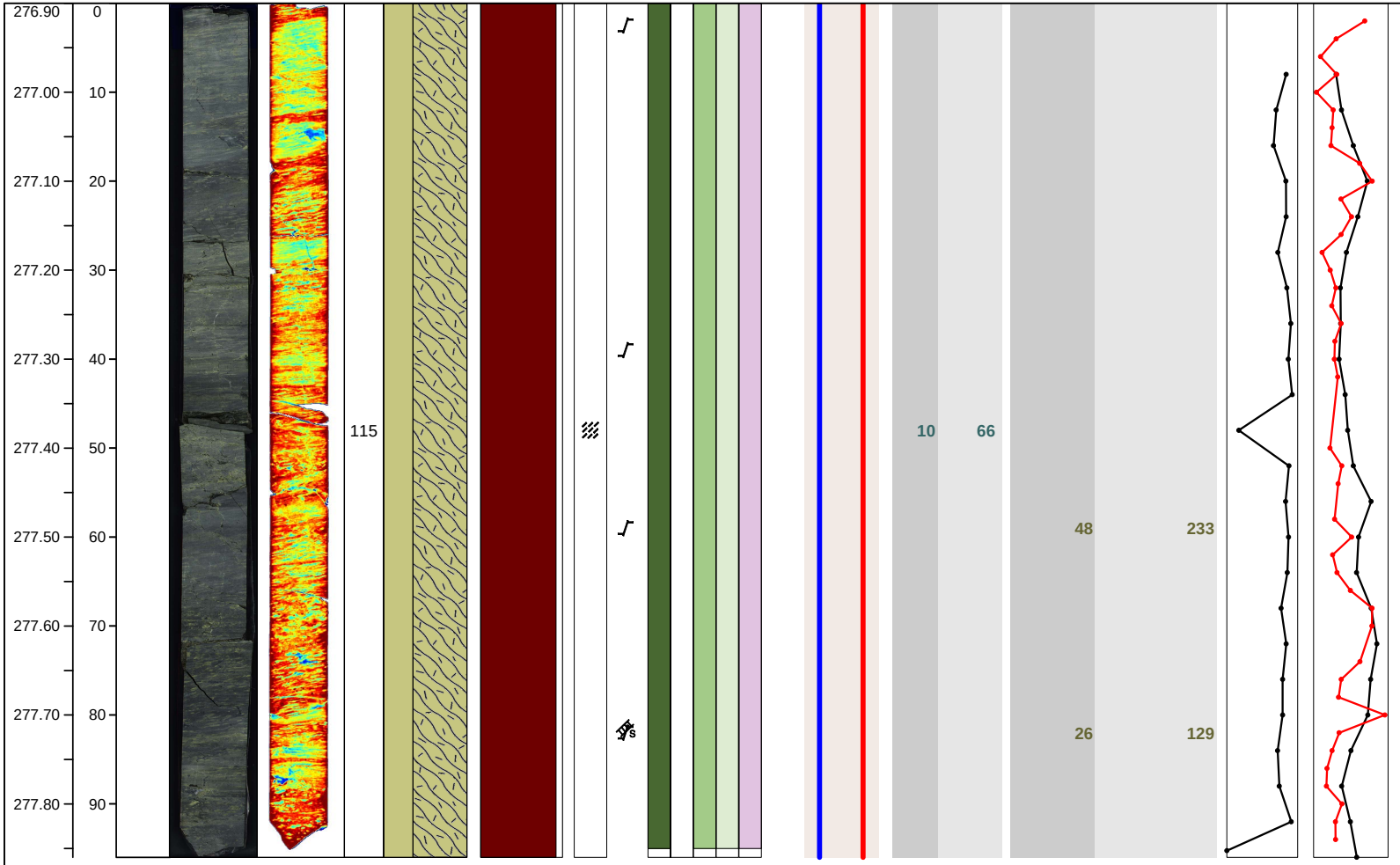

UNIT: 116
ROCK NAME: foliated schist
COLOR: olive grey
HOST ROCK SUMMARY: Massive, greenish grey very fine grained schist, ep content appears higher than in overlying unit. Spotted appearance defined by elongated epidotized clasts. Some of the clasts appear to have a euhedral phenocrystic habit preserved, while others are rounded.
VEIN PETROLOGY AND STRUCTURE SUMMARY: Ep dominates most of the core either as laminated domains or flattened lenses.

Hole BT1B-112Z Section 2,Top of Section 277.87 (m CCD)

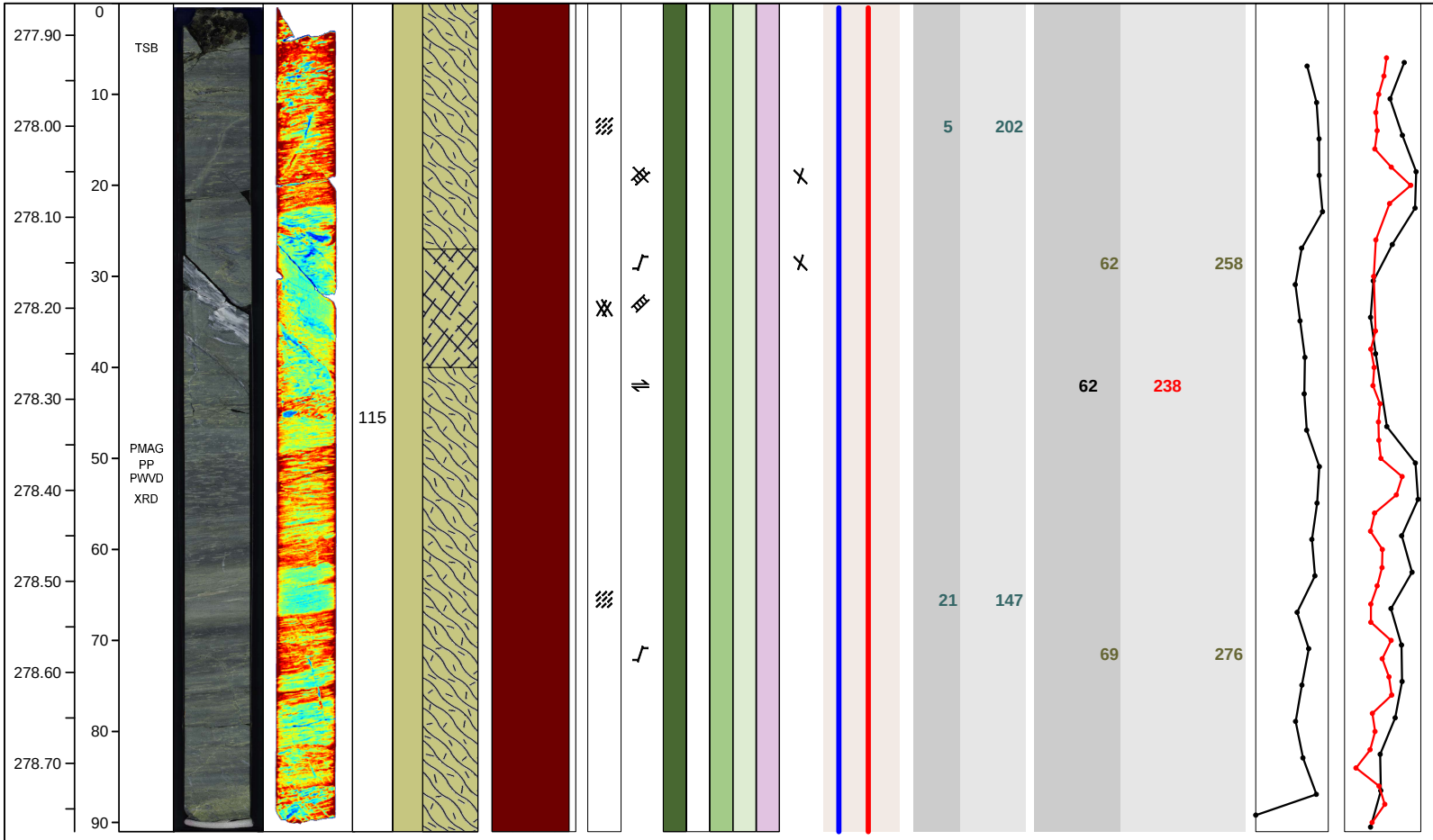

UNIT: 116
ROCK NAME: foliated schist
COLOR: olive grey
HOST ROCK SUMMARY: Massive, greenish grey very fine grained schist, ep content appears higher than in overlying unit. Spotted appearance defined by elongated epidotized clasts. Some of the clasts appear to have a euhedral phenocrystic habit preserved, while others are rounded.
VEIN PETROLOGY AND STRUCTURE SUMMARY: Ep dominates most of the core either as laminated domains or flattened lenses. Numerous small scale faults throughout section.

Hole BT1B-113Z Section 1,Top of Section 278.85 (m CCD)



UNIT: 116
ROCK NAME: foliated schist
COLOR: olive grey
HOST ROCK SUMMARY: Massive, greenish grey very fine grained schist, ep content appears higher than in overlying unit. Spotted appearance defined by elongated epidotized clasts. Some of the clasts appear to have a euhedral phenocrystic habit preserved, while others are rounded.
VEIN PETROLOGY AND STRUCTURE SUMMARY: Ep dominates most of the core either as laminated domains or flattened lenses. Very little qtz and cal.

Hole BT1B-113Z Section 2,Top of Section 279.77 (m CCD)

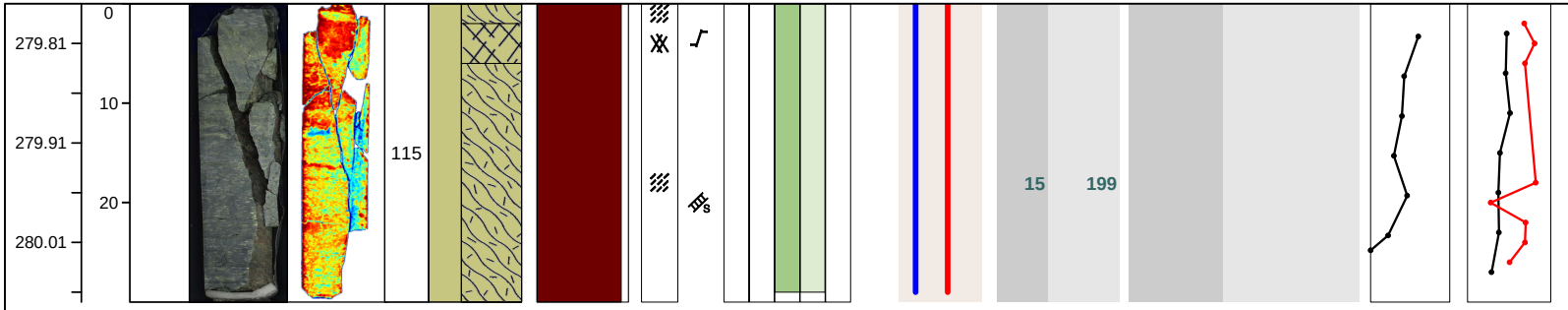

UNIT: 116
ROCK NAME: foliated schist
COLOR: olive grey
HOST ROCK SUMMARY: Massive, greenish grey very fine grained schist, ep content appears higher than in overlying unit. Spotted appearance defined by elongated epidotized clasts. Some of the clasts appear to have a euhedral phenocrystic habit preserved, while others are rounded.
VEIN PETROLOGY AND STRUCTURE SUMMARY: Ep dominates most of the core either as laminated domains or flattened lenses. No qtz or cal.

Hole BT1B-114Z Section 1,Top of Section 279.95 (m CCD)

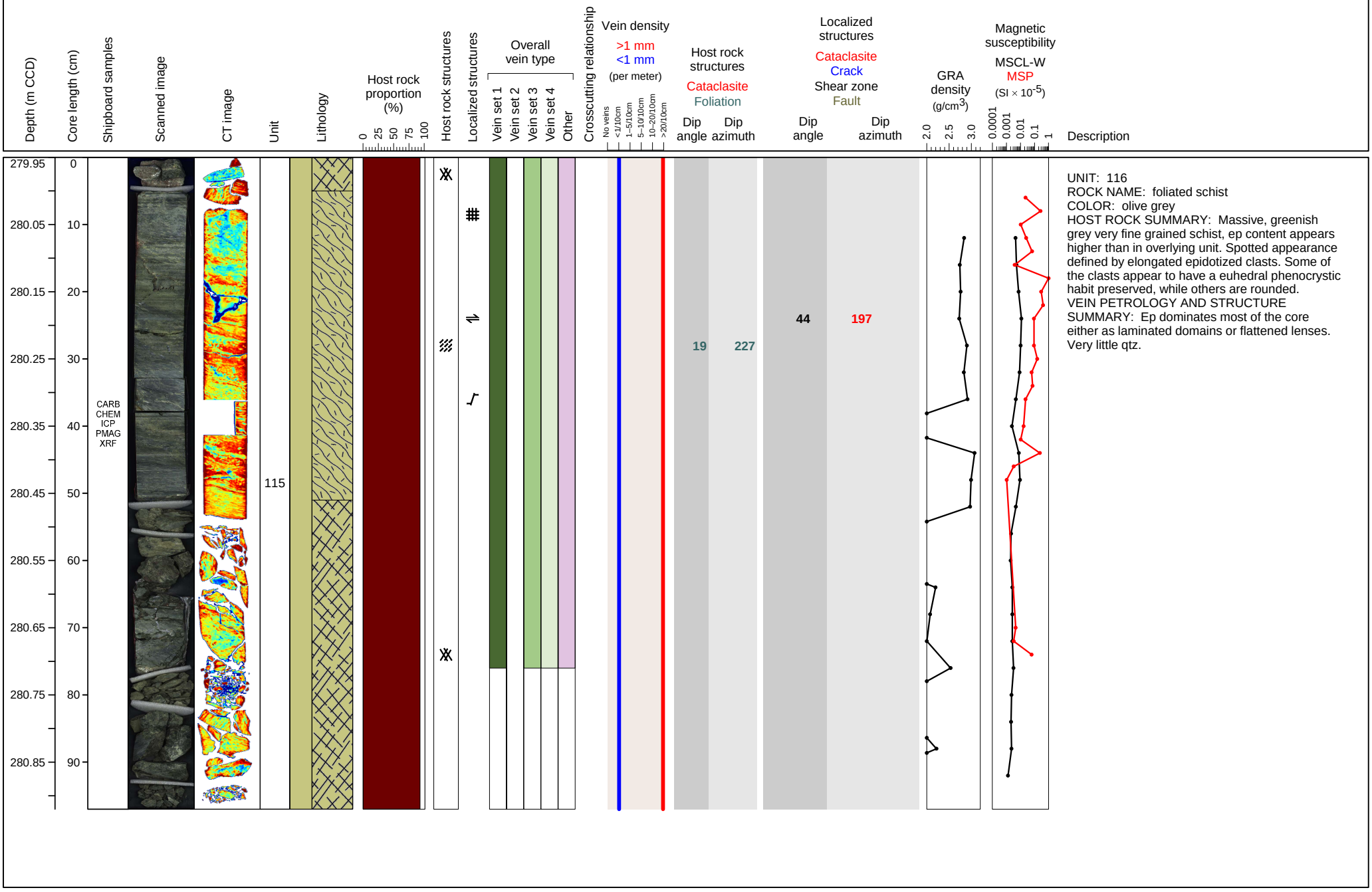

UNIT: 116
ROCK NAME: foliated schist
COLOR: olive grey
HOST ROCK SUMMARY: Massive, greenish grey very fine grained schist, ep content appears higher than in overlying unit. Spotted appearance defined by elongated epidotized clasts. Some of the clasts appear to have a euhedral phenocrystic habit preserved, while others are rounded.
VEIN PETROLOGY AND STRUCTURE SUMMARY: Ep dominates most of the core either as laminated domains or flattened lenses. Very little qtz.

Hole BT1B-115Z Section 1,Top of Section 280.85 (m CCD)

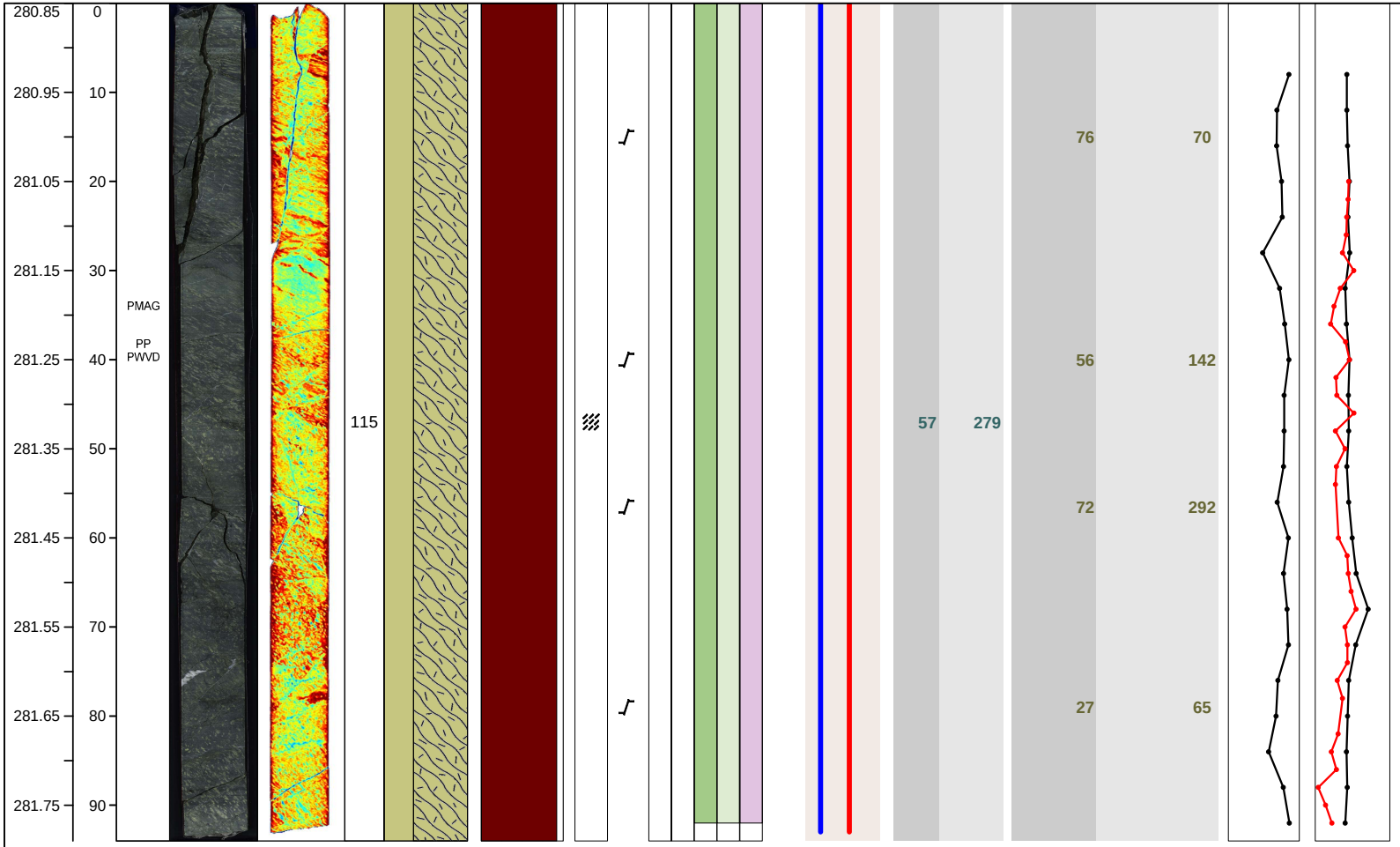

UNIT: 116
ROCK NAME: foliated schist
COLOR: olive grey
HOST ROCK SUMMARY: Massive, greenish grey very fine grained schist, ep content appears higher than in overlying unit. Spotted appearance defined by elongated epidotized clasts. Some of the clasts appear to have a euhedral phenocrystic habit preserved, while others are rounded.
VEIN PETROLOGY AND STRUCTURE SUMMARY: Ep dominates most of the core either as laminated domains or flattened lenses. Very little qtz. Numerous small scale faults throughout the section.

Hole BT1B-115Z Section 2,Top of Section 281.79 (m CCD)

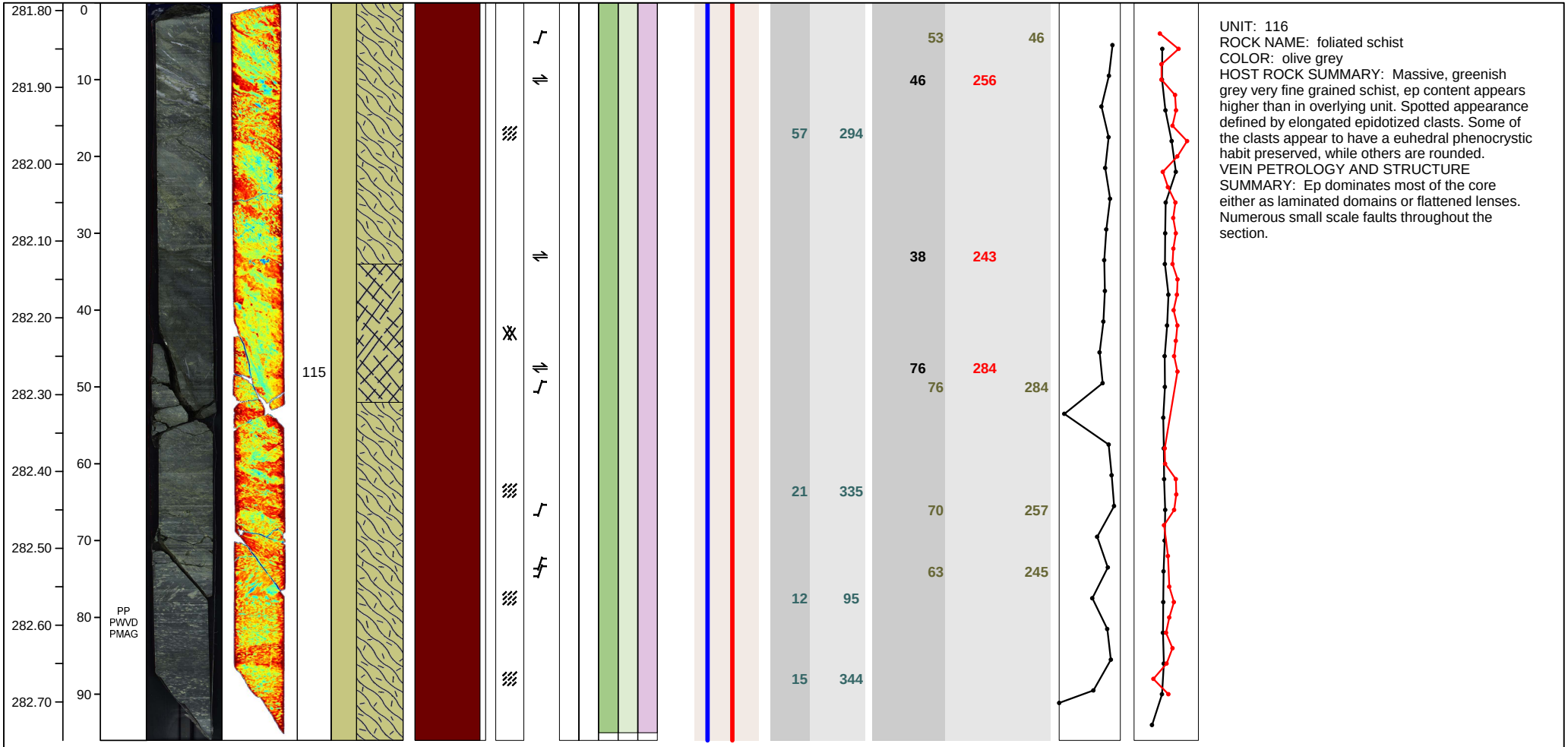

UNIT: 116
ROCK NAME: foliated schist
COLOR: olive grey
HOST ROCK SUMMARY: Massive, greenish grey very fine grained schist, ep content appears higher than in overlying unit. Spotted appearance defined by elongated epidotized clasts. Some of the clasts appear to have a euhedral phenocrystic habit preserved, while others are rounded.
VEIN PETROLOGY AND STRUCTURE SUMMARY: Ep dominates most of the core either as laminated domains or flattened lenses. Numerous small scale faults throughout the section.

Hole BT1B-115Z Section 3,Top of Section 282.76 (m CCD)

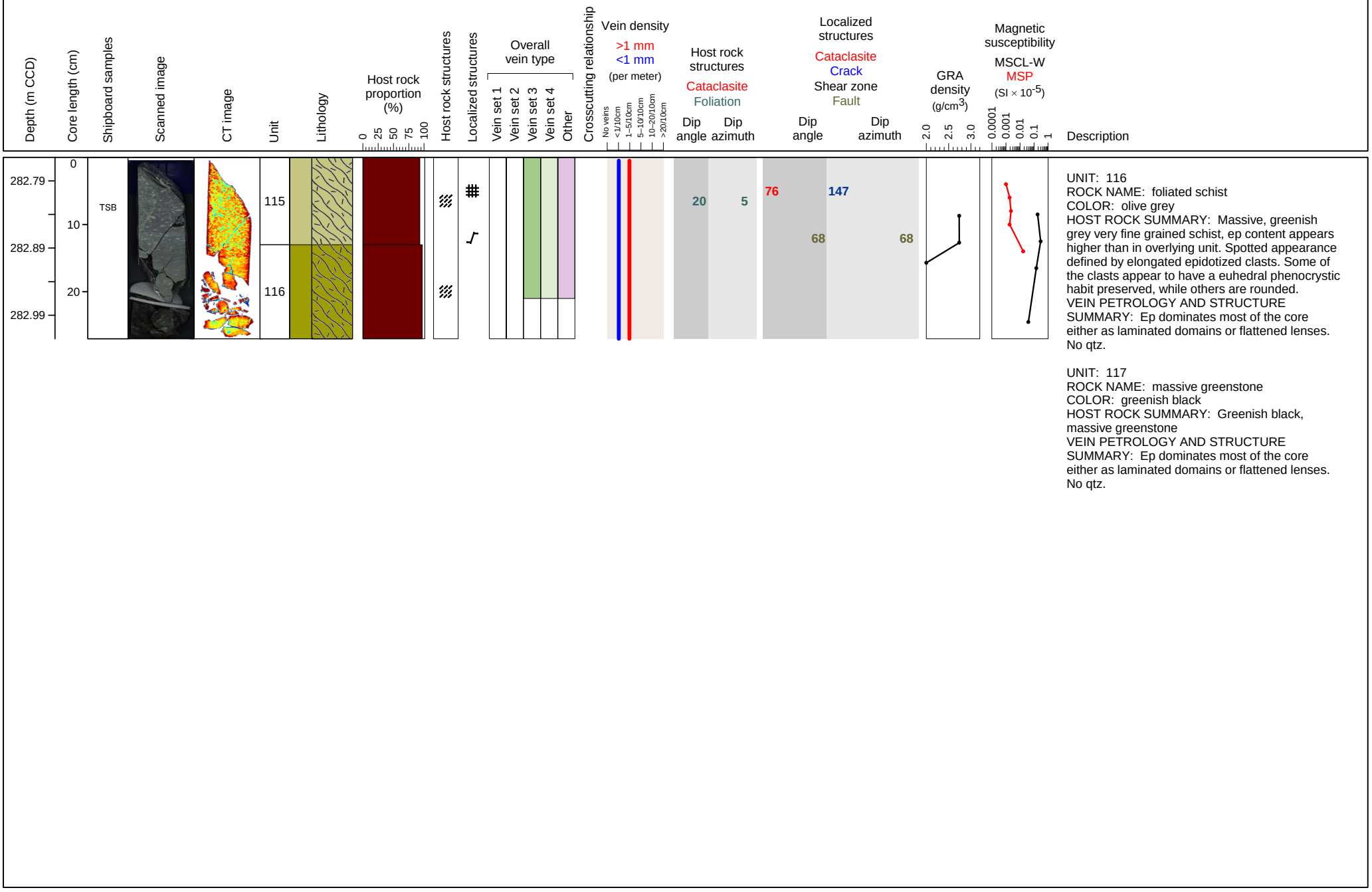

UNIT: 116
ROCK NAME: foliated schist
COLOR: olive grey
HOST ROCK SUMMARY: Massive, greenish grey very fine grained schist, ep content appears higher than in overlying unit. Spotted appearance defined by elongated epidotized clasts. Some of the clasts appear to have a euhedral phenocrystic habit preserved, while others are rounded.
VEIN PETROLOGY AND STRUCTURE SUMMARY: Ep dominates most of the core either as laminated domains or flattened lenses. No qtz.

UNIT: 117
ROCK NAME: massive greenstone
COLOR: greenish black
HOST ROCK SUMMARY: Greenish black, massive greenstone
VEIN PETROLOGY AND STRUCTURE SUMMARY: Ep dominates most of the core either as laminated domains or flattened lenses. No qtz.

Hole BT1B-116Z Section 1,Top of Section 283.00 (m CCD)

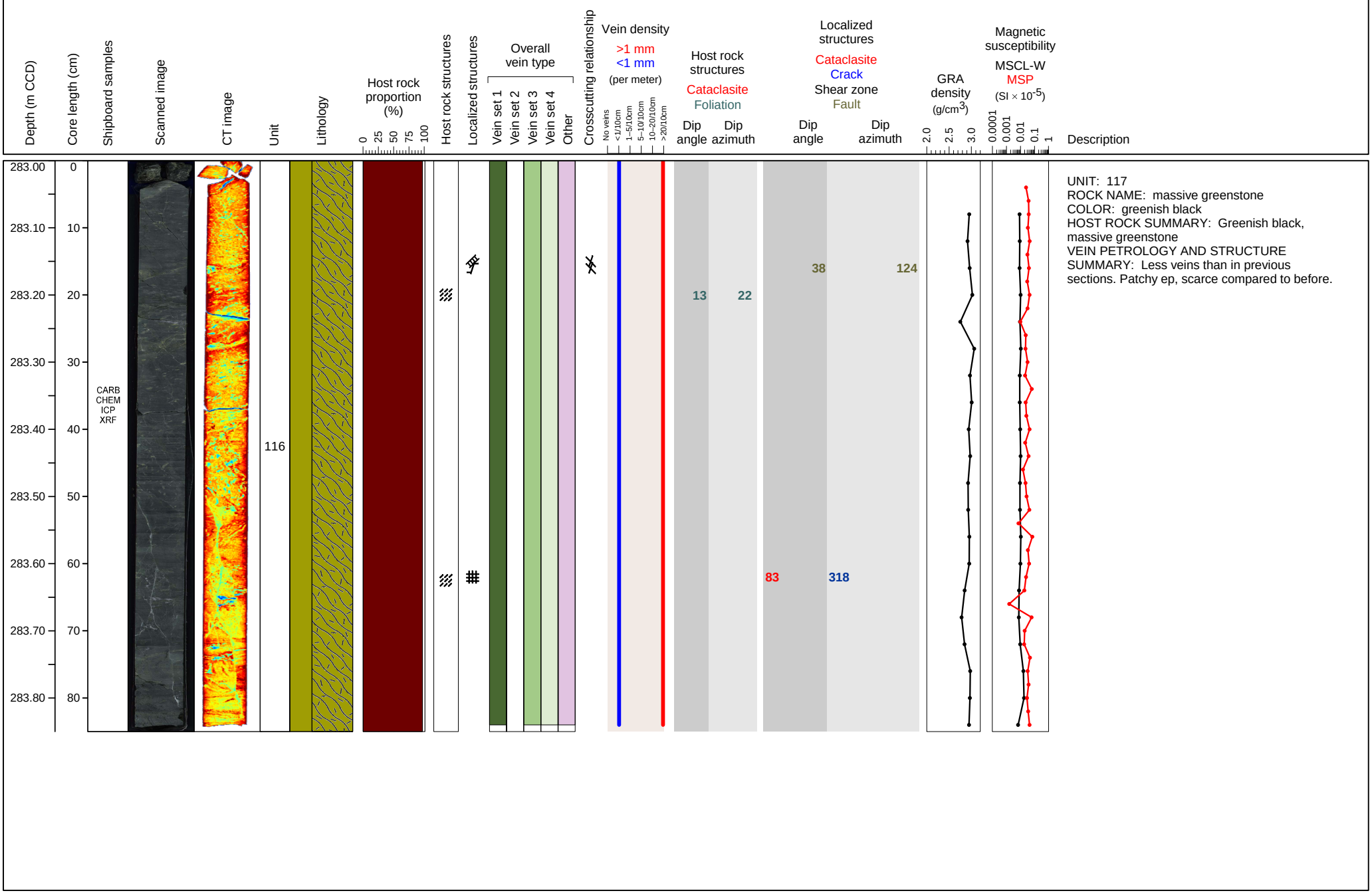

UNIT: 117
ROCK NAME: massive greenstone
COLOR: greenish black
HOST ROCK SUMMARY: Greenish black, massive greenstone
VEIN PETROLOGY AND STRUCTURE SUMMARY: Less veins than in previous sections. Patchy ep, scarce compared to before.

Hole BT1B-116Z Section 2,Top of Section 283.86 (m CCD)



UNIT: 117
ROCK NAME: massive greenstone
COLOR: greenish black
HOST ROCK SUMMARY: Greenish black, massive greenstone
VEIN PETROLOGY AND STRUCTURE SUMMARY: Little veining in the section, sulphide veins present.

Hole BT1B-116Z Section 3,Top of Section 284.64 (m CCD)

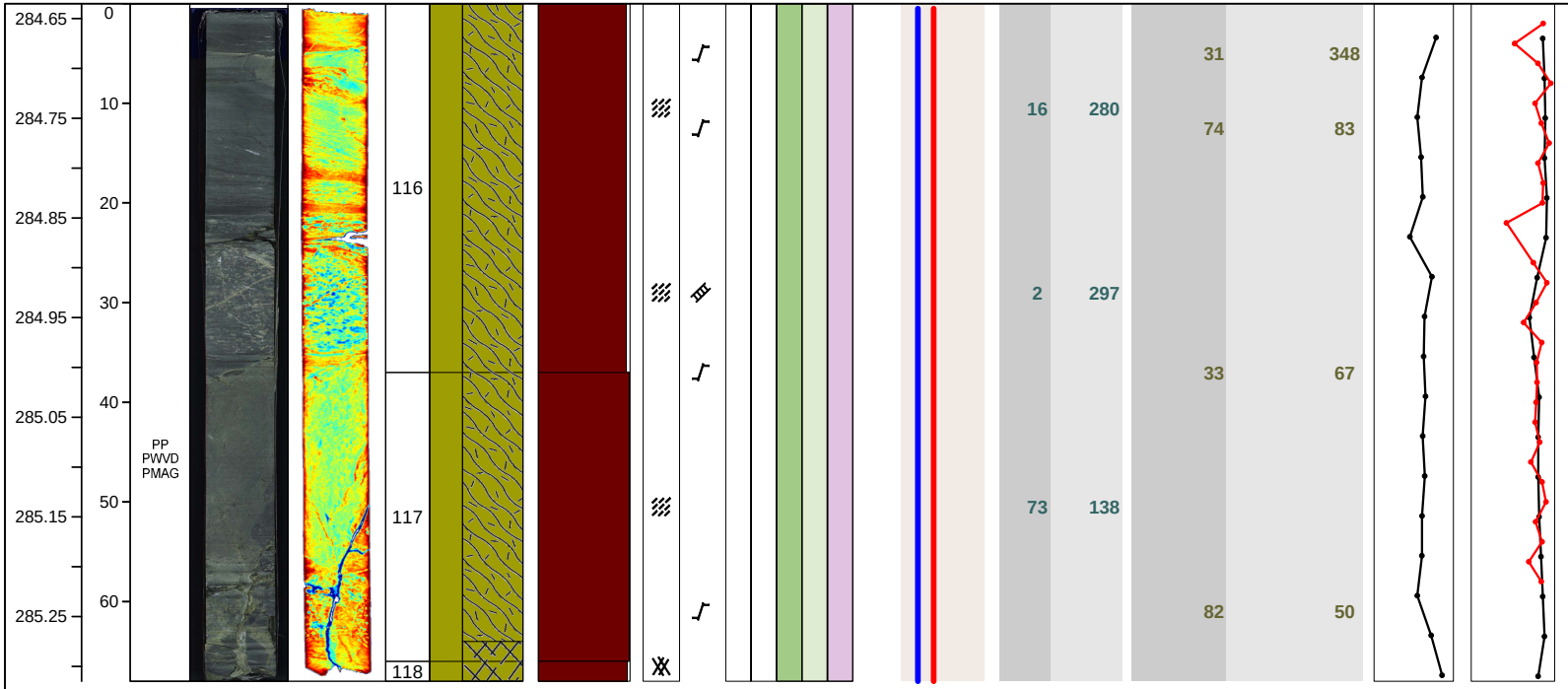

Description

UNIT: 117
ROCK NAME: massive greenstone
COLOR: greenish black
HOST ROCK SUMMARY: Greenish black, massive greenstone
VEIN PETROLOGY AND STRUCTURE SUMMARY: Little veining in the section, patchy ep from 23-35 cm.

UNIT: 118
ROCK NAME: foliated greenstone
COLOR: olive grey
HOST ROCK SUMMARY: Olive grey finely laminated ep schist
VEIN PETROLOGY AND STRUCTURE SUMMARY: Little veining in the section, patchy ep from 23-35 cm.

UNIT: 119
ROCK NAME: massive greenstone
COLOR: dark greenish grey
HOST ROCK SUMMARY: Olive grey finely laminated ep schist
VEIN PETROLOGY AND STRUCTURE SUMMARY: Little veining in the section, patchy ep from 23-35 cm.
patchy ep from 23-35 cm.

Hole BT1B-116Z Section 4,Top of Section 285.33 (m CCD)

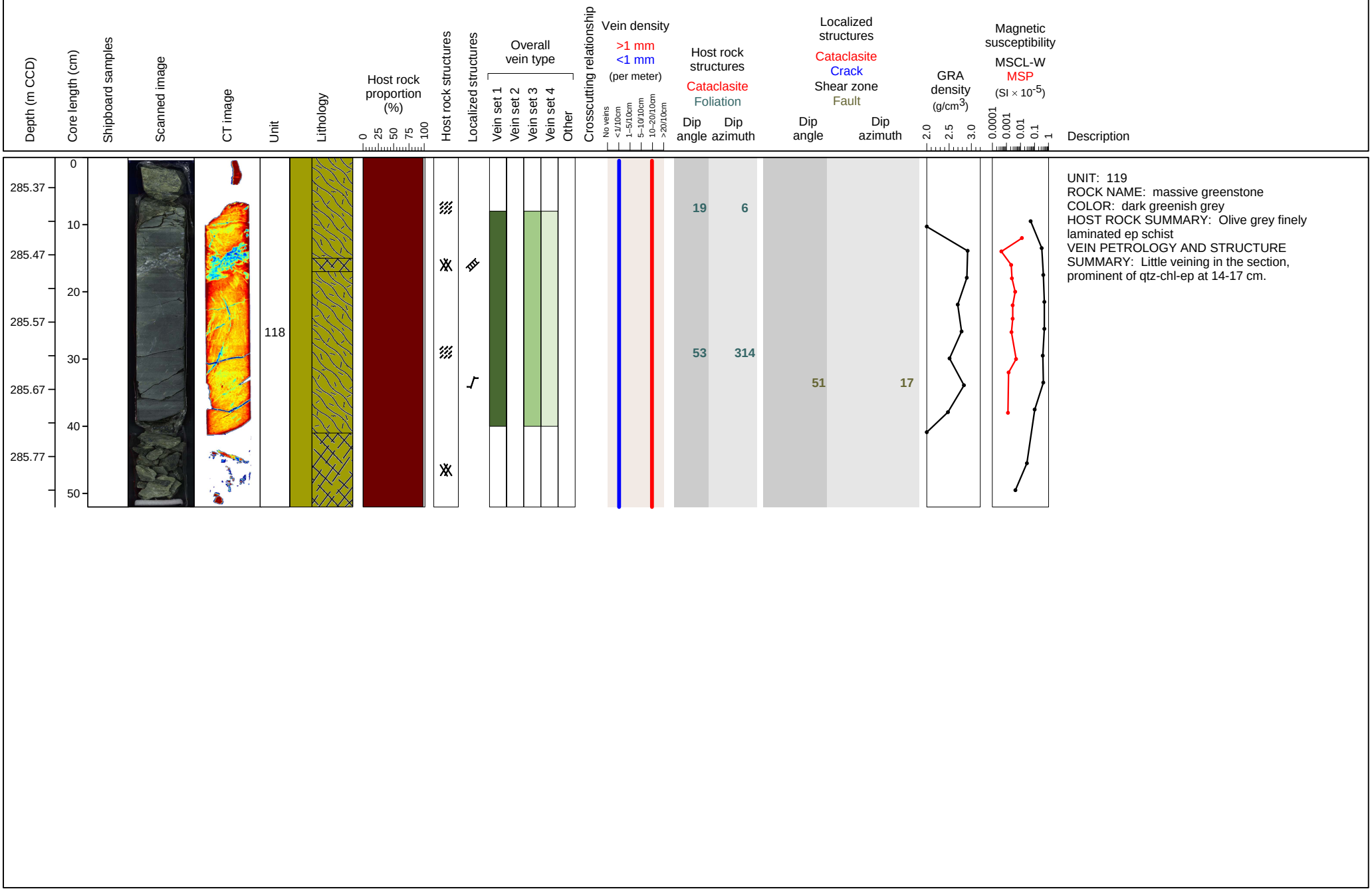

UNIT: 119
ROCK NAME: massive greenstone
COLOR: dark greenish grey
HOST ROCK SUMMARY: Olive grey finely laminated ep schist
VEIN PETROLOGY AND STRUCTURE SUMMARY: Little veining in the section, prominent of qtz-chl-ep at 14-17 cm.

Hole BT1B-117Z Section 1,Top of Section 285.50 (m CCD)

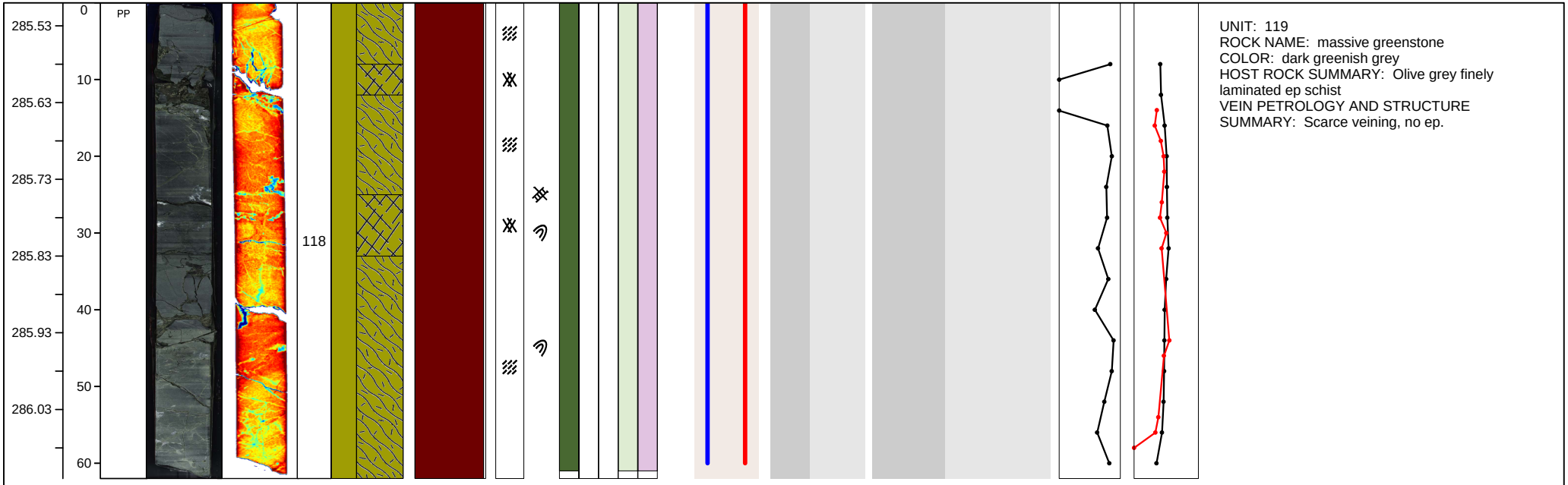

UNIT: 119
ROCK NAME: massive greenstone
COLOR: dark greenish grey
HOST ROCK SUMMARY: Olive grey finely laminated ep schist
VEIN PETROLOGY AND STRUCTURE SUMMARY: Scarce veining, no ep.

Hole BT1B-118Z Section 1,Top of Section 286.05 (m CCD)

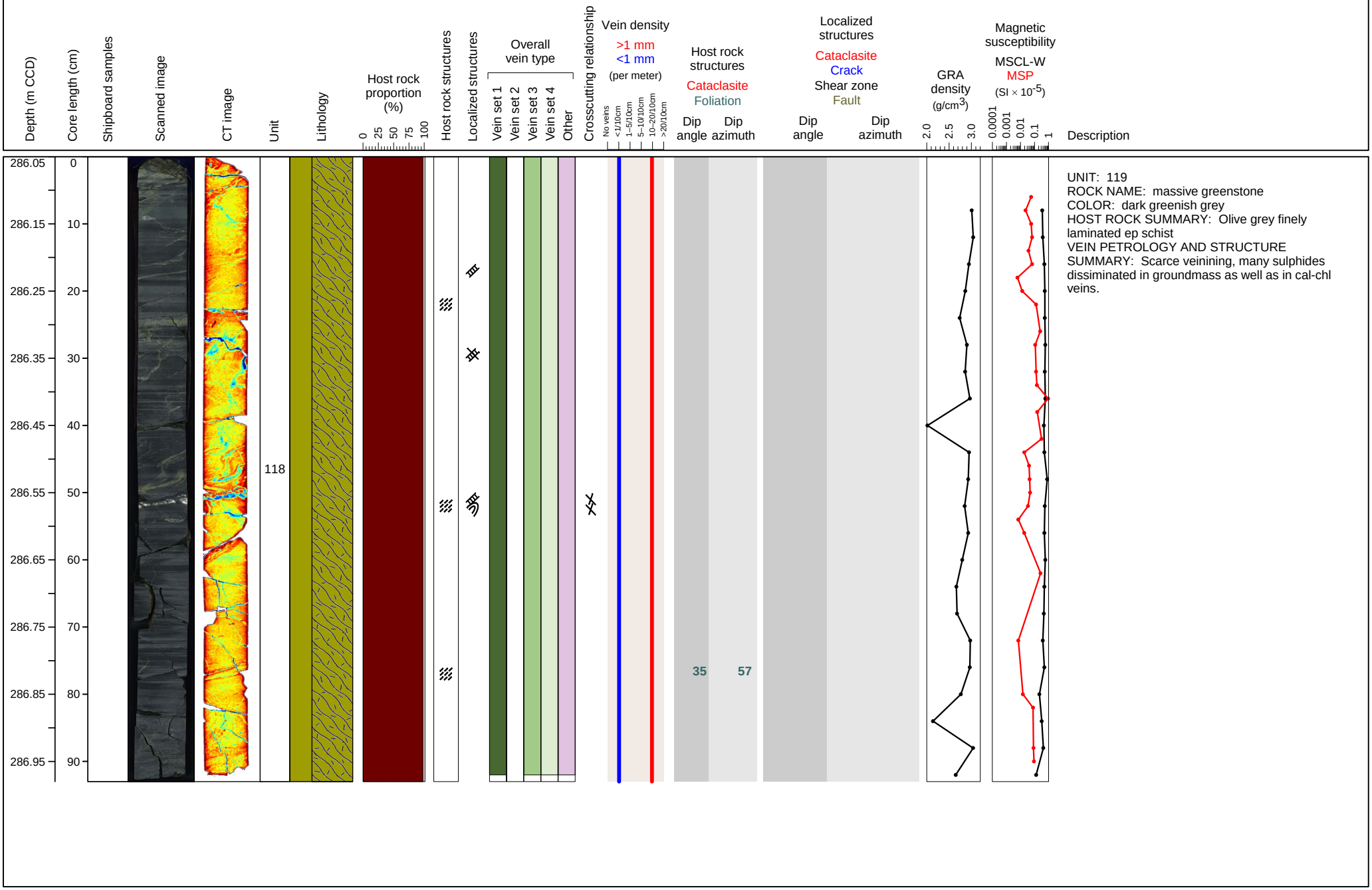

UNIT: 119
ROCK NAME: massive greenstone
COLOR: dark greenish grey
HOST ROCK SUMMARY: Olive grey finely laminated ep schist
VEIN PETROLOGY AND STRUCTURE SUMMARY: Scarce veining, many sulphides dissiminated in groundmass as well as in cal-chl veins.

Hole BT1B-118Z Section 2,Top of Section 286.99 (m CCD)

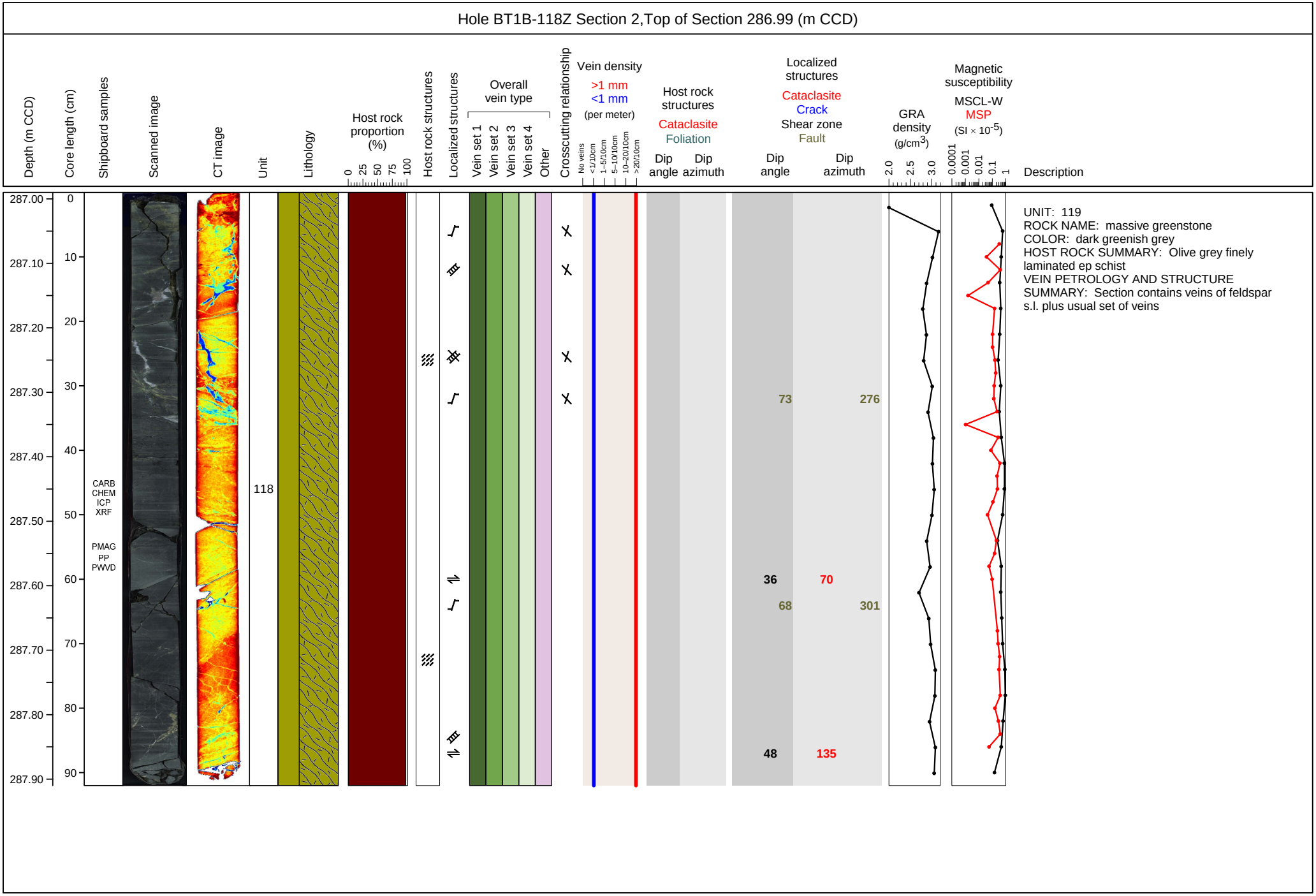

UNIT: 119
ROCK NAME: massive greenstone
COLOR: dark greenish grey
HOST ROCK SUMMARY: Olive grey finely laminated ep schist
VEIN PETROLOGY AND STRUCTURE SUMMARY: Section contains veins of feldspar s.l. plus usual set of veins

Hole BT1B-118Z Section 3,Top of Section 287.92 (m CCD)



UNIT: 119
ROCK NAME: massive greenstone
COLOR: dark greenish grey
HOST ROCK SUMMARY: Olive grey finely laminated ep schist
VEIN PETROLOGY AND STRUCTURE SUMMARY: Little veining in the section, vein with halos at 46-48 cm (ep??).

Hole BT1B-119Z Section 1,Top of Section 288.55 (m CCD)

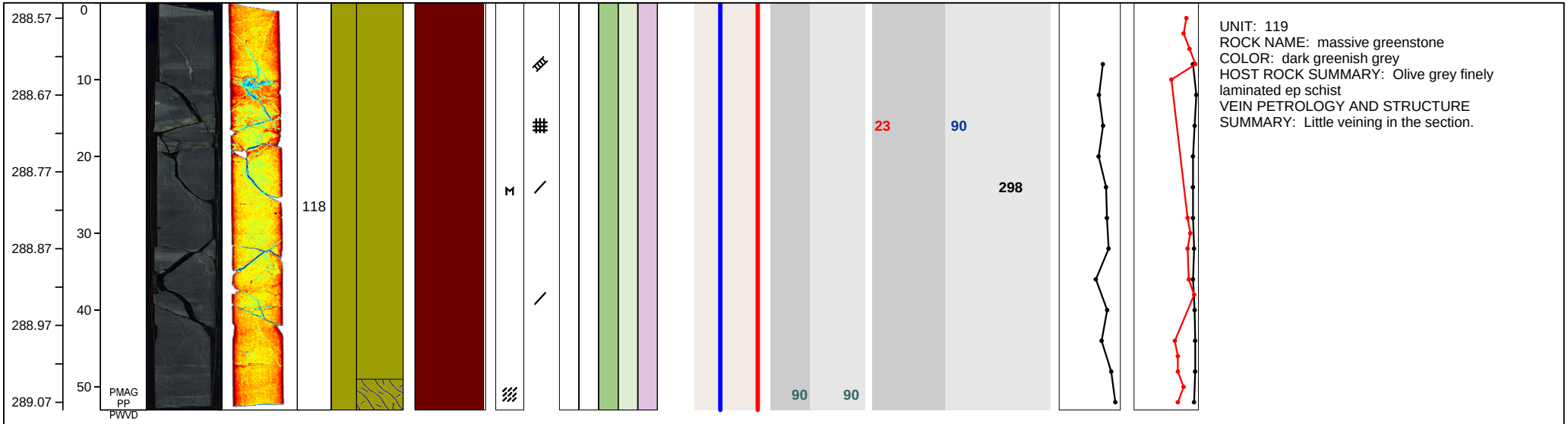

UNIT: 119
ROCK NAME: massive greenstone
COLOR: dark greenish grey
HOST ROCK SUMMARY: Olive grey finely laminated ep schist
VEIN PETROLOGY AND STRUCTURE SUMMARY: Little veining in the section.

Hole BT1B-120Z Section 1,Top of Section 289.10 (m CCD)

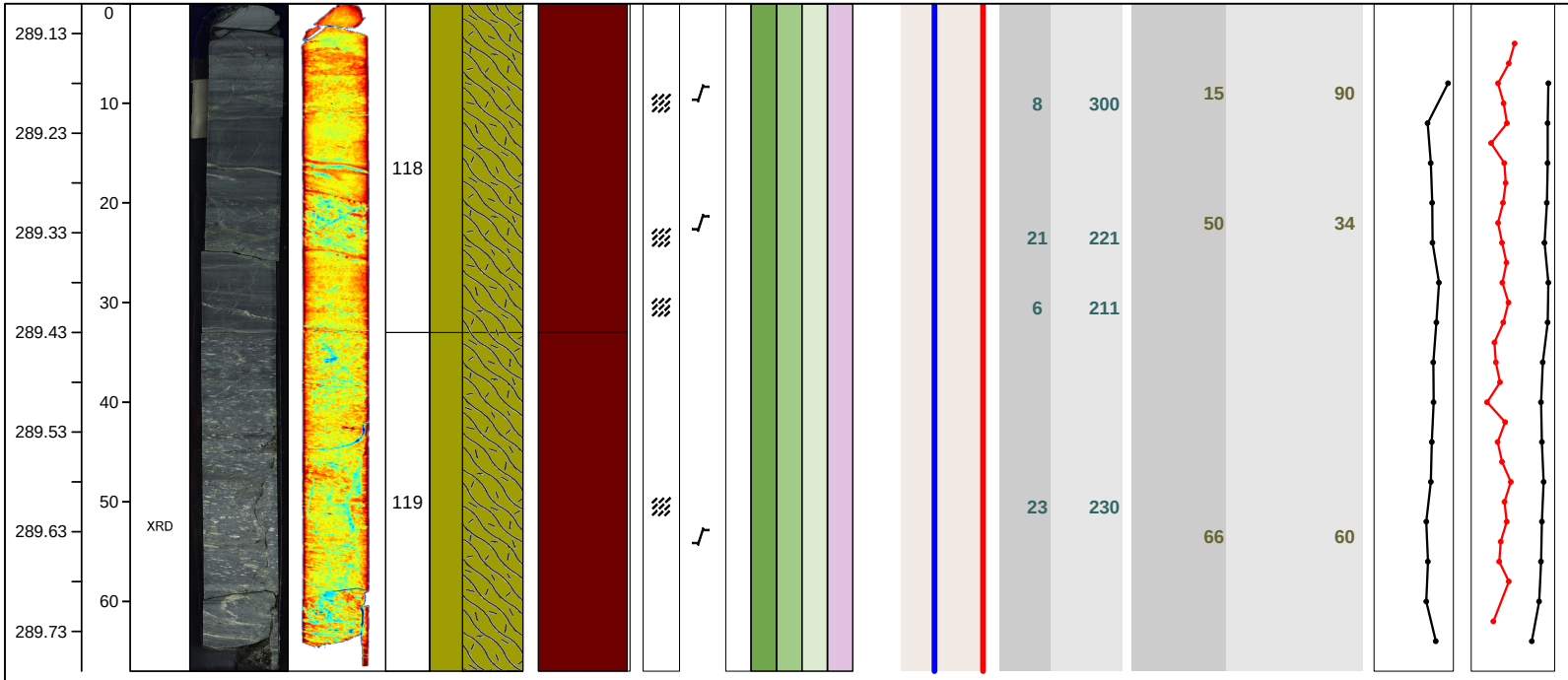

UNIT: 119
ROCK NAME: massive greenstone
COLOR: dark greenish grey
HOST ROCK SUMMARY: Olive grey finely laminated ep schist
VEIN PETROLOGY AND STRUCTURE SUMMARY: Wide zone of white vesicle like structures (feldspar?).

UNIT: 120
ROCK NAME: foliated greenstone
COLOR: olive grey
HOST ROCK SUMMARY: Weakly foliated, olive grey greenstone. Spotted appearance similar to unit 115 defined by elongated epidotized clasts. Some of the clasts appear to have a euhedral phenocrystic habit preserved, while others are rounded.
VEIN PETROLOGY AND STRUCTURE SUMMARY: Wide zone of white vesicle like structures (feldspar?).

Hole BT1B-120Z Section 2,Top of Section 289.77 (m CCD)

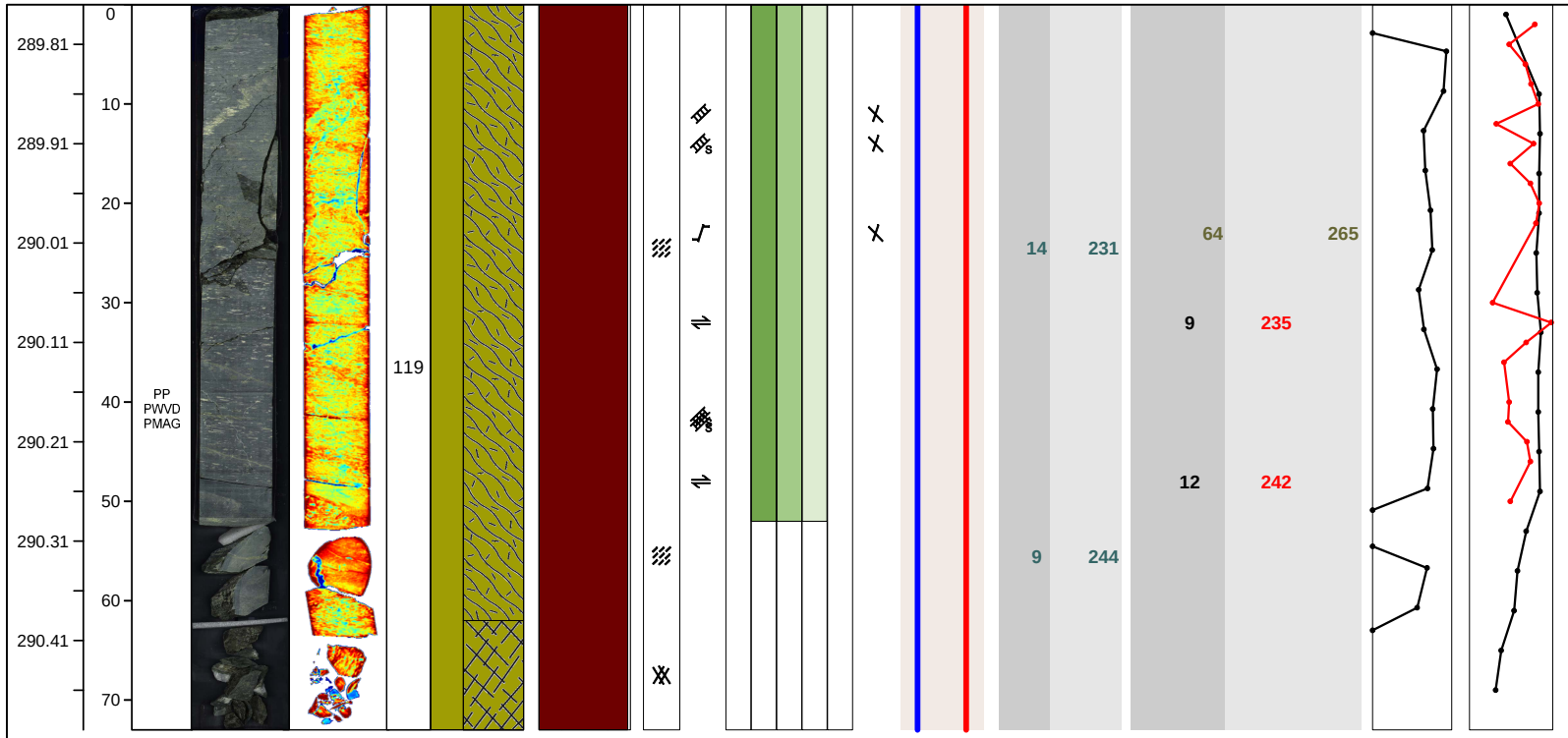

UNIT: 120
ROCK NAME: foliated greenstone
COLOR: olive grey
HOST ROCK SUMMARY: Weakly foliated, olive grey greenstone. Spotted appearance similar to unit 115 defined by elongated epidotized clasts. Some of the clasts appear to have a euhedral phenocrystic habit preserved, while others are rounded.
VEIN PETROLOGY AND STRUCTURE SUMMARY: Core is dominated by white vesicle like structures (feldspar?) 2 mm wide and 4 mm long.

Hole BT1B-121Z Section 1,Top of Section 290.45 (m CCD)

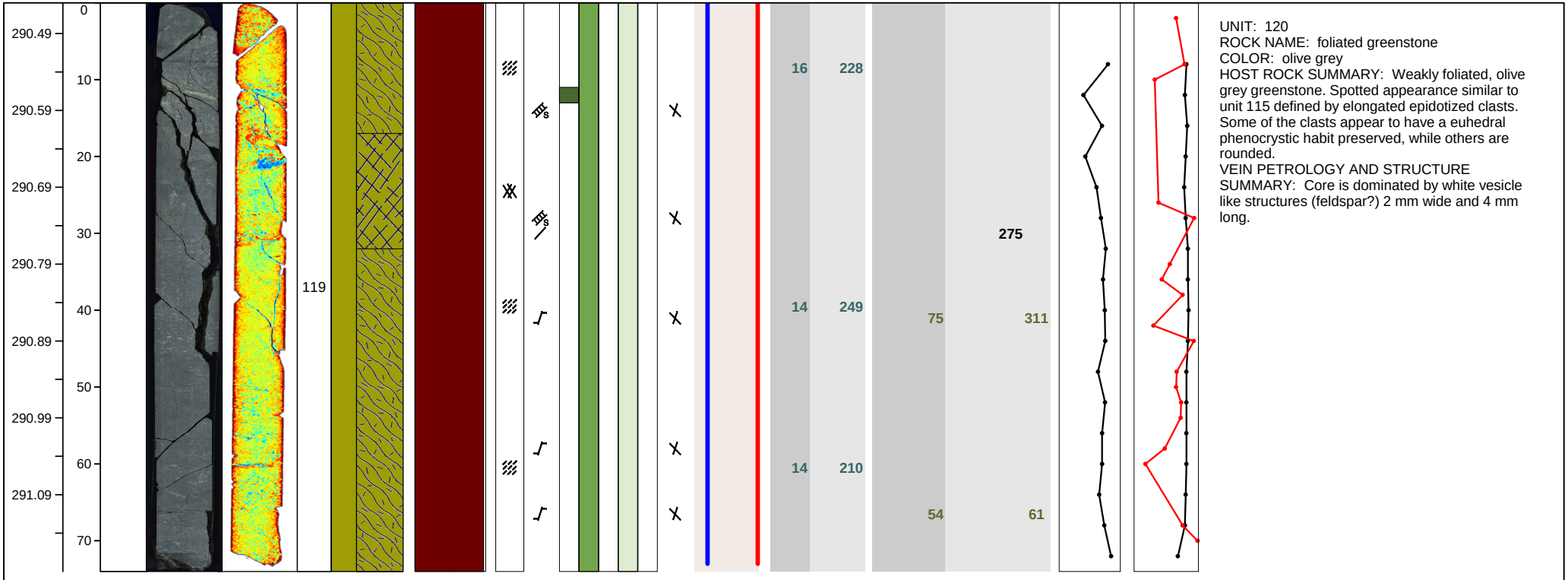

UNIT: 120
ROCK NAME: foliated greenstone
COLOR: olive grey
HOST ROCK SUMMARY: Weakly foliated, olive grey greenstone. Spotted appearance similar to unit 115 defined by elongated epidotized clasts. Some of the clasts appear to have a euhedral phenocrystic habit preserved, while others are rounded.
VEIN PETROLOGY AND STRUCTURE SUMMARY: Core is dominated by white vesicle like structures (feldspar?) 2 mm wide and 4 mm long.

Hole BT1B-121Z Section 2,Top of Section 291.20 (m CCD)

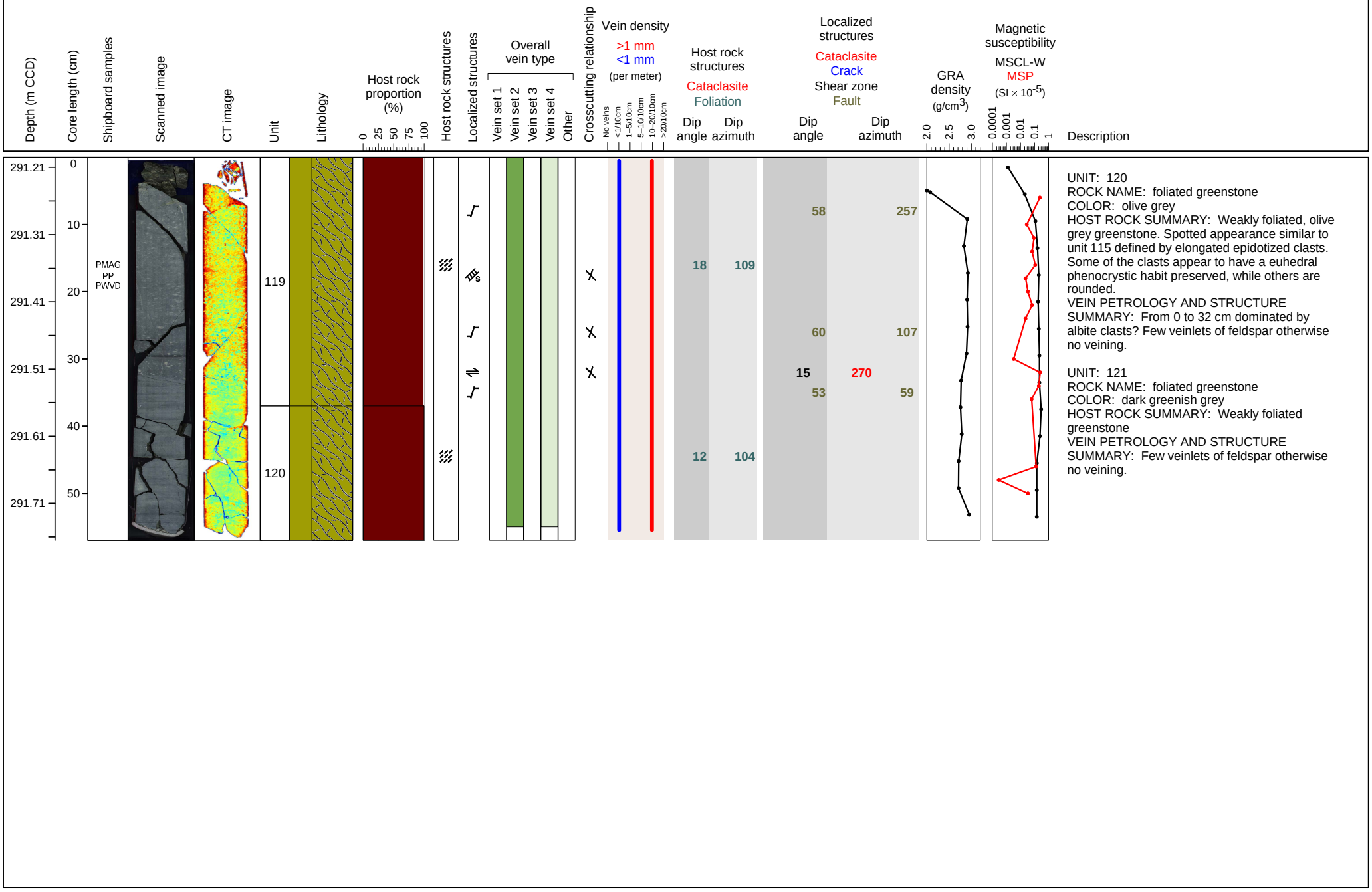

UNIT: 120
ROCK NAME: foliated greenstone
COLOR: olive grey
HOST ROCK SUMMARY: Weakly foliated, olive grey greenstone. Spotted appearance similar to unit 115 defined by elongated epidotized clasts. Some of the clasts appear to have a euhedral phenocrystic habit preserved, while others are rounded.
VEIN PETROLOGY AND STRUCTURE SUMMARY: From 0 to 32 cm dominated by albite clasts? Few veinlets of feldspar otherwise no veining.

UNIT: 121
ROCK NAME: foliated greenstone
COLOR: dark greenish grey
HOST ROCK SUMMARY: Weakly foliated greenstone
VEIN PETROLOGY AND STRUCTURE SUMMARY: Few veinlets of feldspar otherwise no veining.

Hole BT1B-122Z Section 1,Top of Section 291.70 (m CCD)

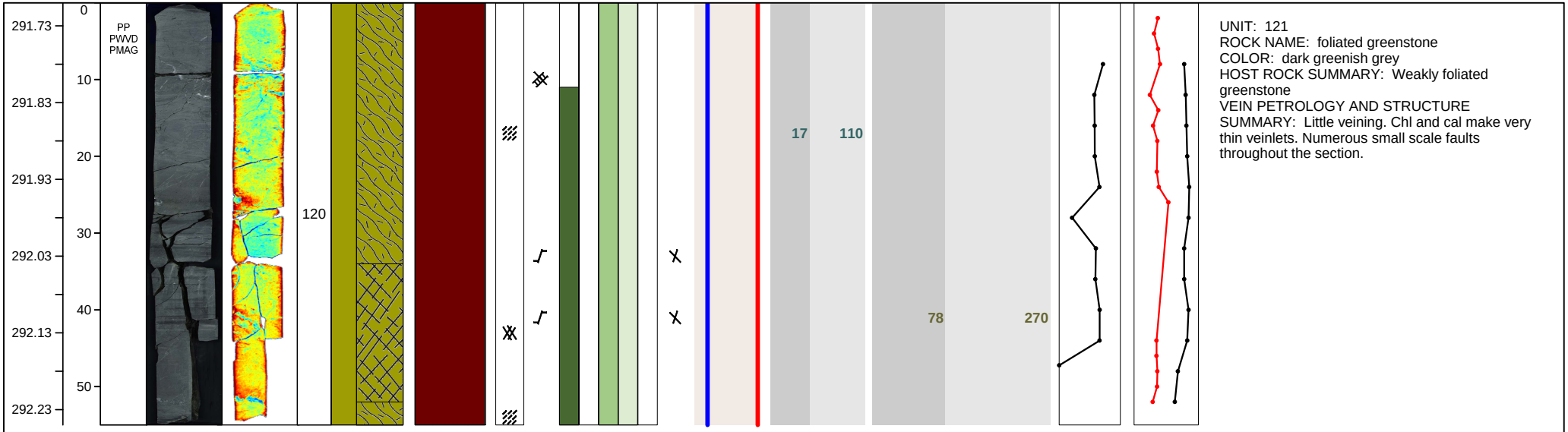

UNIT: 121
ROCK NAME: foliated greenstone
COLOR: dark greenish grey
HOST ROCK SUMMARY: Weakly foliated greenstone
VEIN PETROLOGY AND STRUCTURE SUMMARY: Little veining. Chl and cal make very thin veinlets. Numerous small scale faults throughout the section.

Hole BT1B-123Z Section 1,Top of Section 292.15 (m CCD)

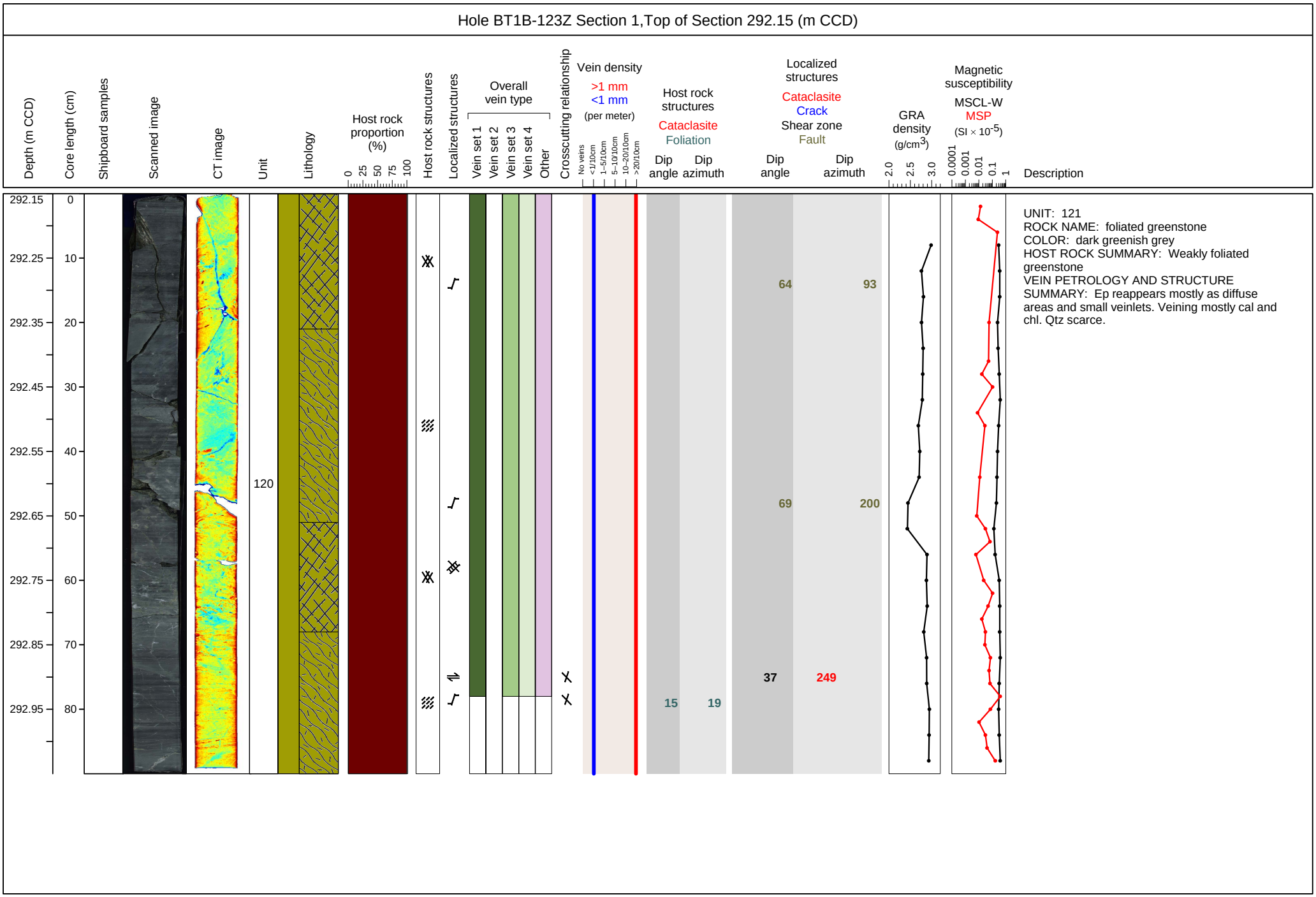

UNIT: 121
ROCK NAME: foliated greenstone
COLOR: dark greenish grey
HOST ROCK SUMMARY: Weakly foliated greenstone
VEIN PETROLOGY AND STRUCTURE SUMMARY: Ep reappears mostly as diffuse areas and small veinlets. Veining mostly cal and chl. Qtz scarce.

Hole BT1B-123Z Section 2,Top of Section 293.05 (m CCD)

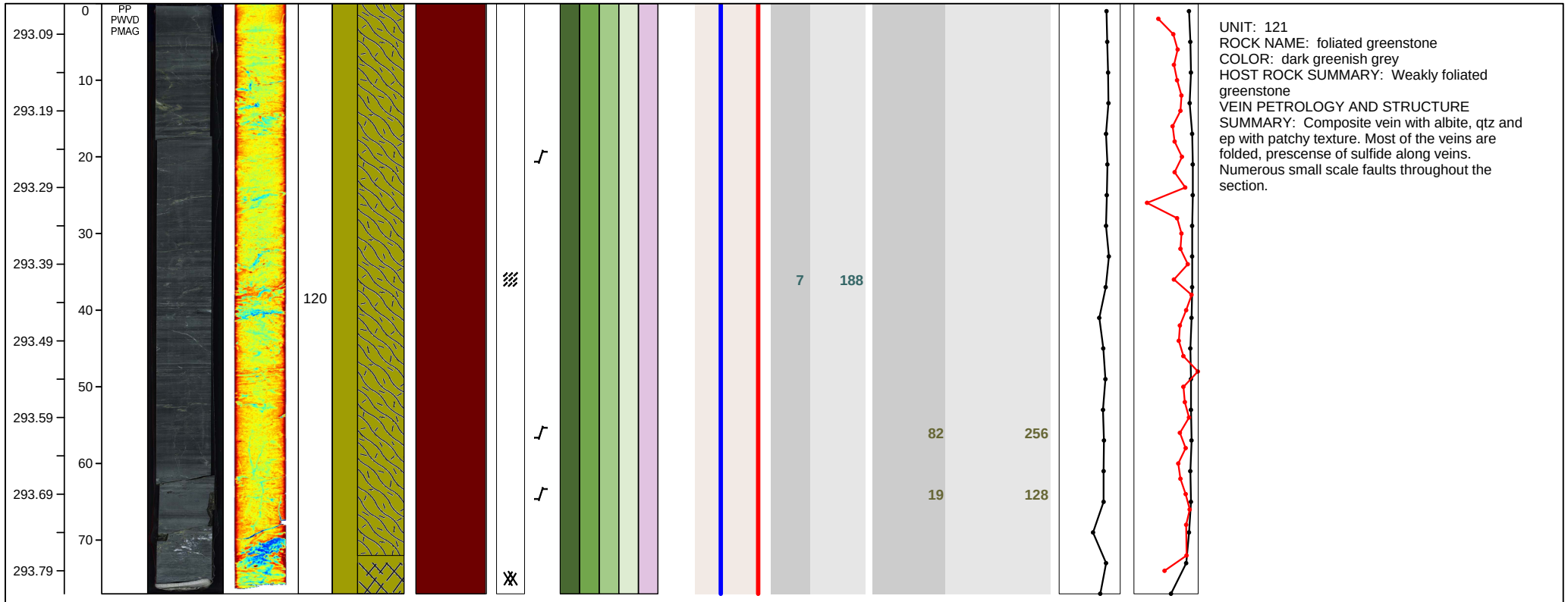

UNIT: 121
ROCK NAME: foliated greenstone
COLOR: dark greenish grey
HOST ROCK SUMMARY: Weakly foliated greenstone
VEIN PETROLOGY AND STRUCTURE SUMMARY: Composite vein with albite, qtz and ep with patchy texture. Most of the veins are folded, prescense of sulfide along veins. Numerous small scale faults throughout the section.

Hole BT1B-124Z Section 1,Top of Section 293.75 (m CCD)

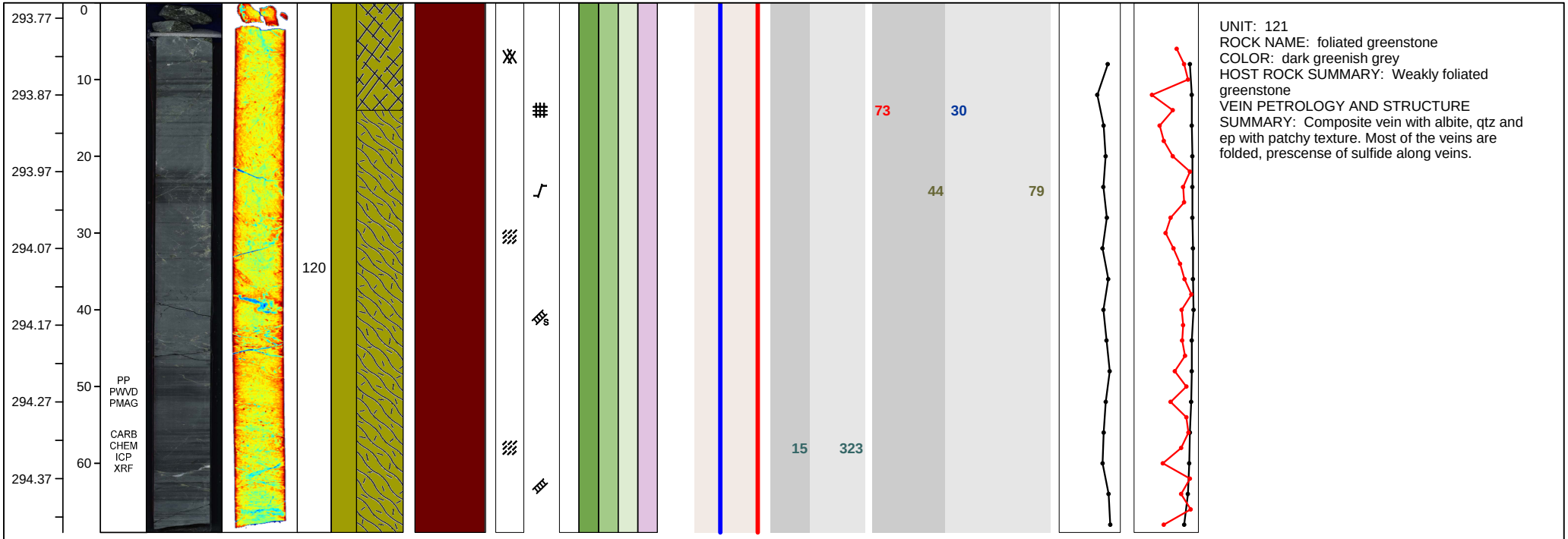

UNIT: 121
ROCK NAME: foliated greenstone
COLOR: dark greenish grey
HOST ROCK SUMMARY: Weakly foliated greenstone
VEIN PETROLOGY AND STRUCTURE SUMMARY: Composite vein with albite, qtz and ep with patchy texture. Most of the veins are folded, prescense of sulfide along veins.

Hole BT1B-124Z Section 2,Top of Section 294.45 (m CCD)

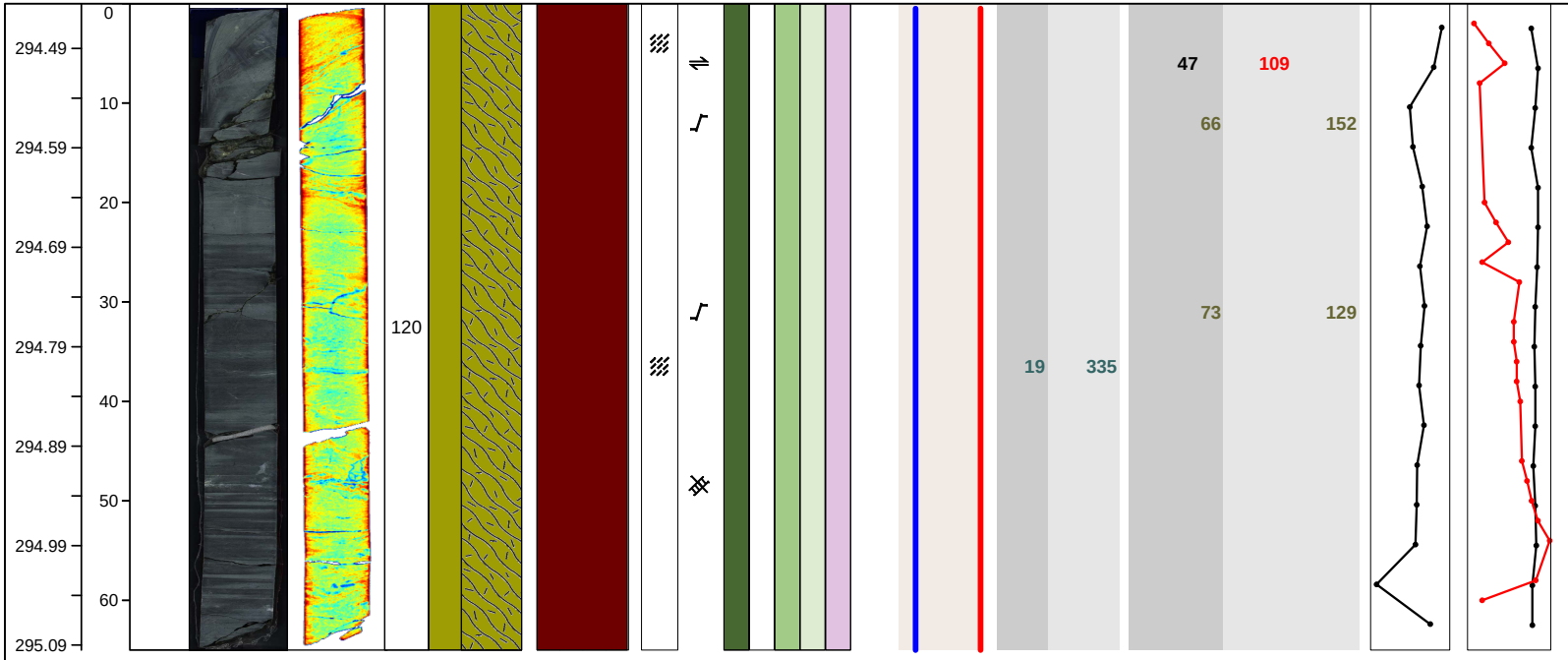

UNIT: 121
ROCK NAME: foliated greenstone
COLOR: dark greenish grey
HOST ROCK SUMMARY: Weakly foliated greenstone
VEIN PETROLOGY AND STRUCTURE SUMMARY: Very little veins in this section. Thin qtz, chl and ep present with minor patches of cal.

Hole BT1B-125Z Section 1,Top of Section 295.20 (m CCD)



UNIT: 121
ROCK NAME: foliated greenstone
COLOR: dark greenish grey
HOST ROCK SUMMARY: Weakly foliated greenstone
VEIN PETROLOGY AND STRUCTURE SUMMARY: Patchy laminated cal with folded albite veins.

Hole BT1B-125Z Section 2,Top of Section 296.17 (m CCD)

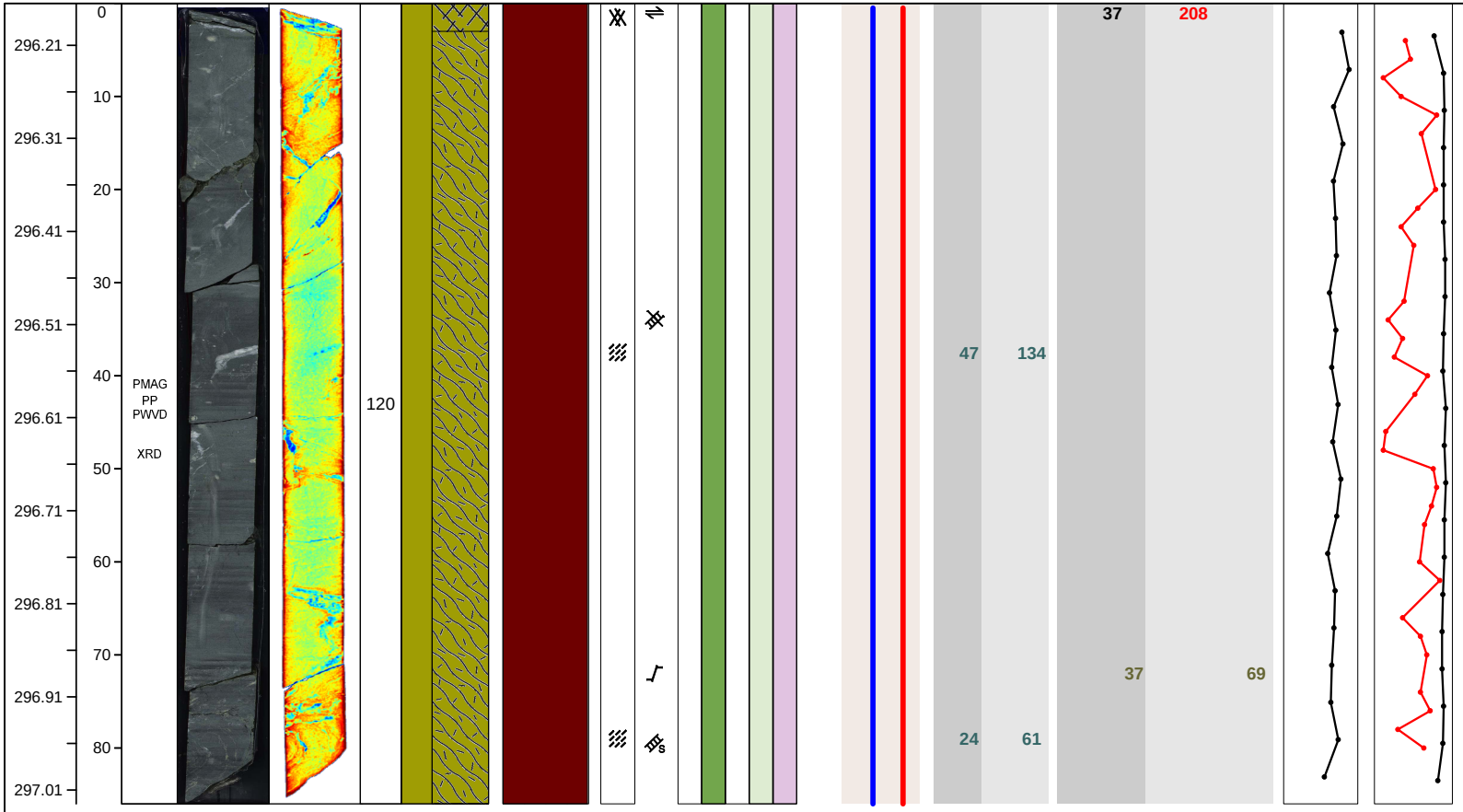

UNIT: 121
ROCK NAME: foliated greenstone
COLOR: dark greenish grey
HOST ROCK SUMMARY: Weakly foliated greenstone
VEIN PETROLOGY AND STRUCTURE SUMMARY: Core has low density of veins. Dominated by folded qtz-cal veins.

Hole BT1B-125Z Section 3,Top of Section 297.03 (m CCD)

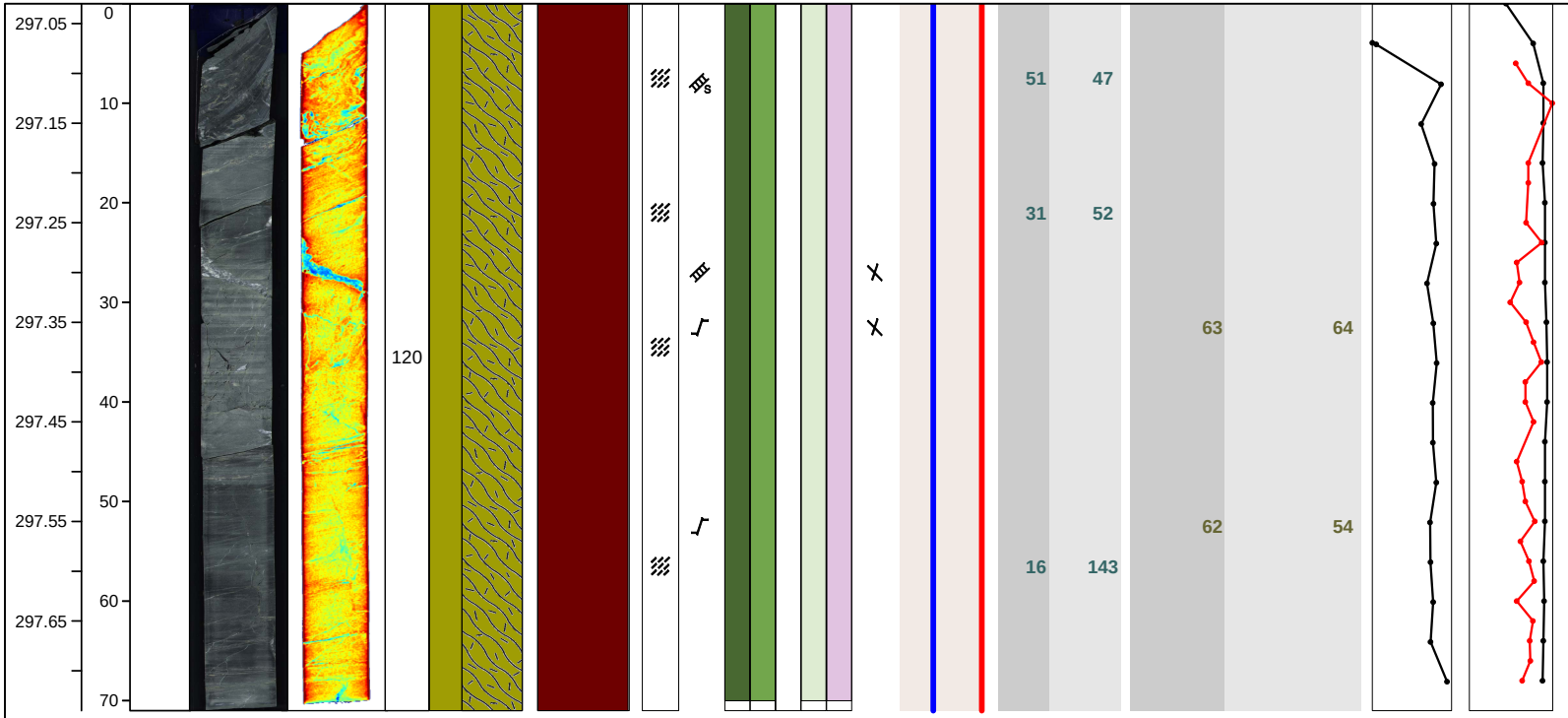

UNIT: 121
ROCK NAME: foliated greenstone
COLOR: dark greenish grey
HOST ROCK SUMMARY: Weakly foliated greenstone
VEIN PETROLOGY AND STRUCTURE SUMMARY: Folded felsdpar in top 15 cm less folded below. Patchy cal and late qtz breccia vein.

Hole BT1B-125Z Section 4,Top of Section 297.75 (m CCD)

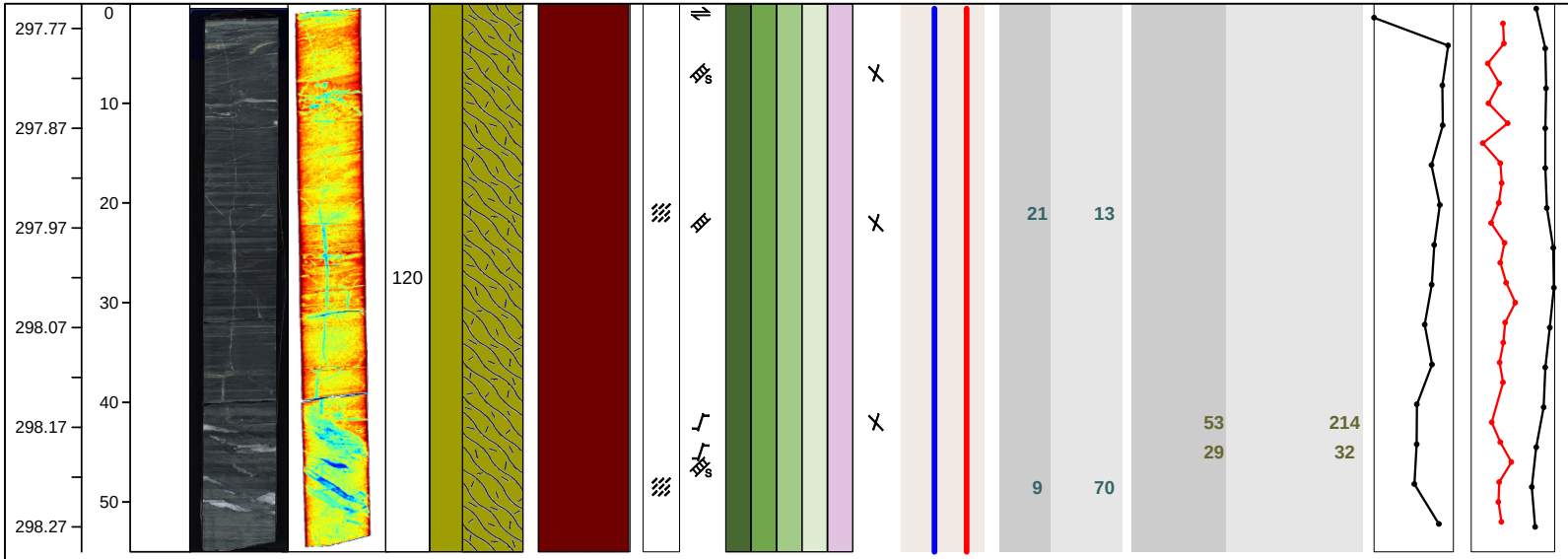

UNIT: 121
ROCK NAME: foliated greenstone
COLOR: dark greenish grey
HOST ROCK SUMMARY: Weakly foliated greenstone
VEIN PETROLOGY AND STRUCTURE SUMMARY: Early albite, qtz and cal- chl veins heterogeneously folded cross cut by late cal vein.

Hole BT1B-126Z Section 1,Top of Section 298.25 (m CCD)



UNIT: 121
ROCK NAME: foliated greenstone
COLOR: dark greenish grey
HOST ROCK SUMMARY: Weakly foliated greenstone
VEIN PETROLOGY AND STRUCTURE SUMMARY: Thin albite, qtz veins predominate. Late cal and early qtz. Net chl veins.

Hole BT1B-126Z Section 2,Top of Section 299.22 (m CCD)

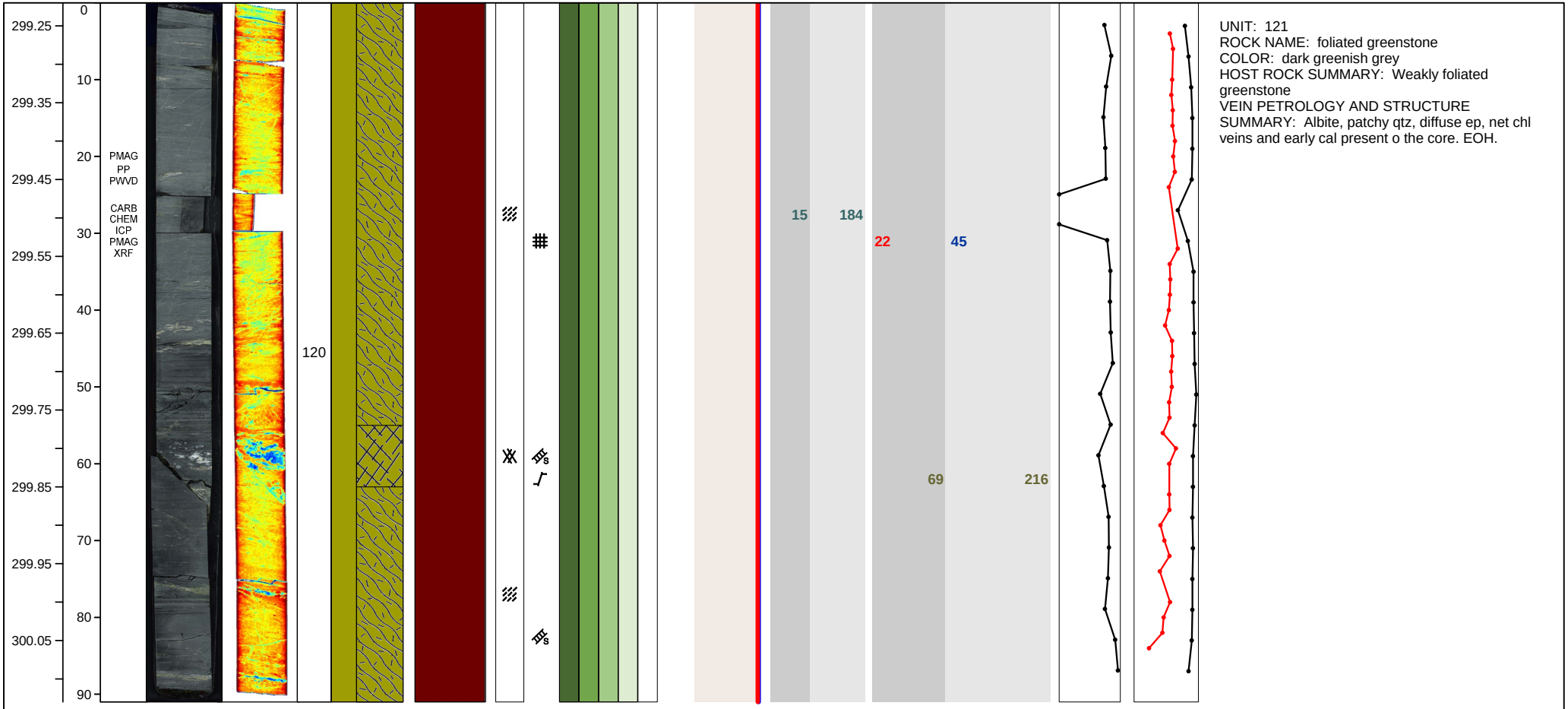

UNIT: 121
ROCK NAME: foliated greenstone
COLOR: dark greenish grey
HOST ROCK SUMMARY: Weakly foliated greenstone
VEIN PETROLOGY AND STRUCTURE SUMMARY: Albite, patchy qtz, diffuse ep, net chl veins and early cal present o the core. EOH.