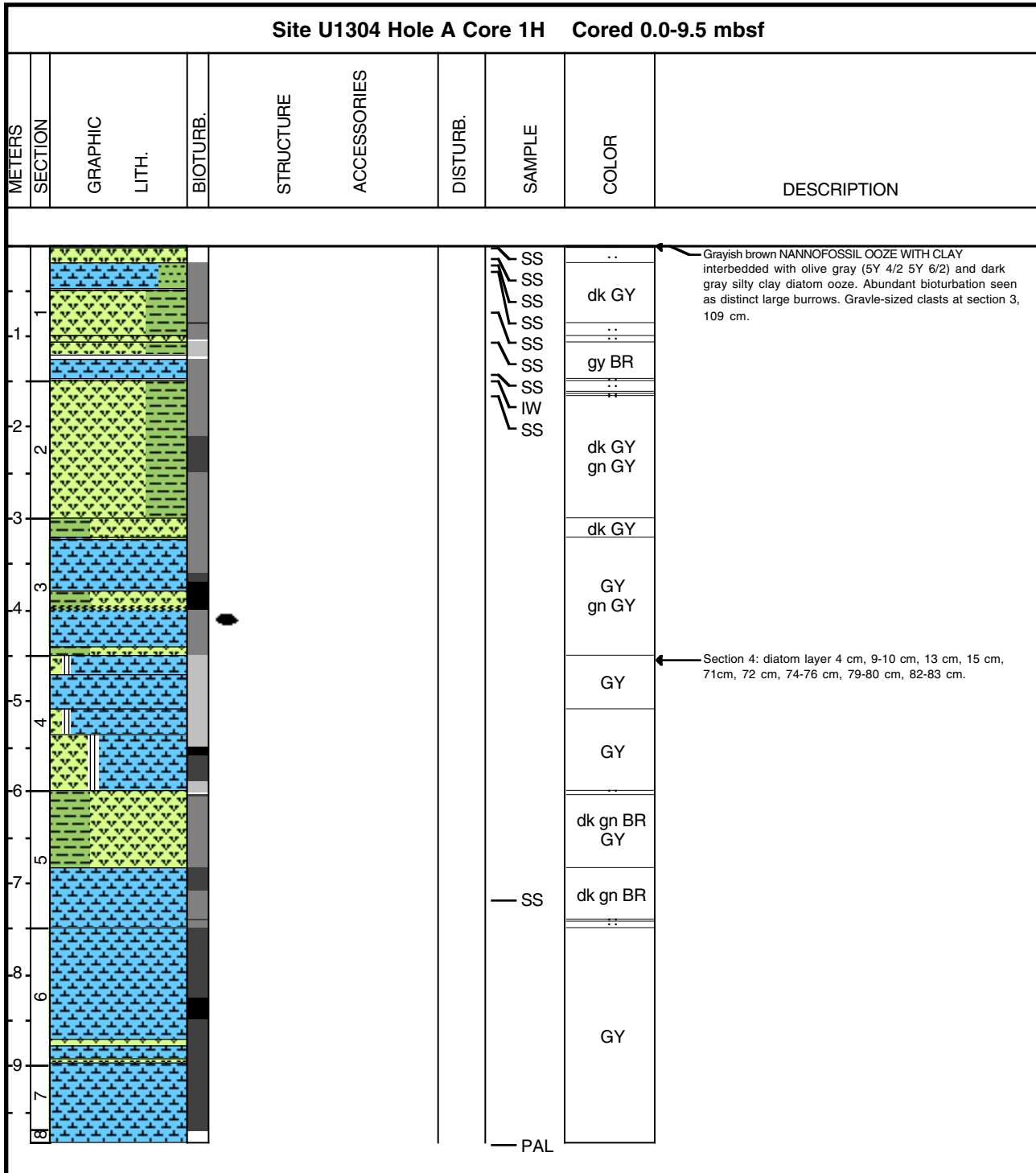
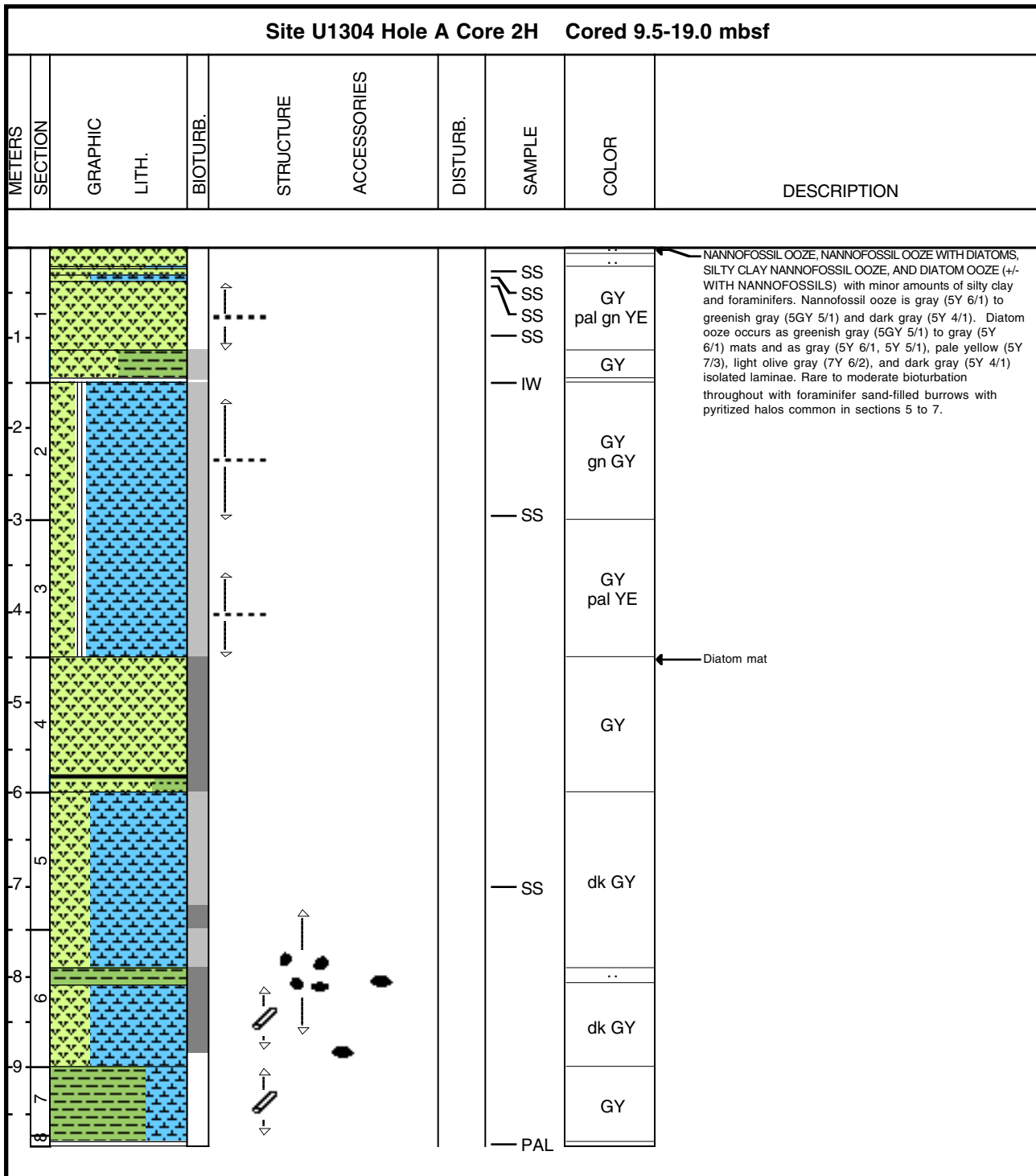


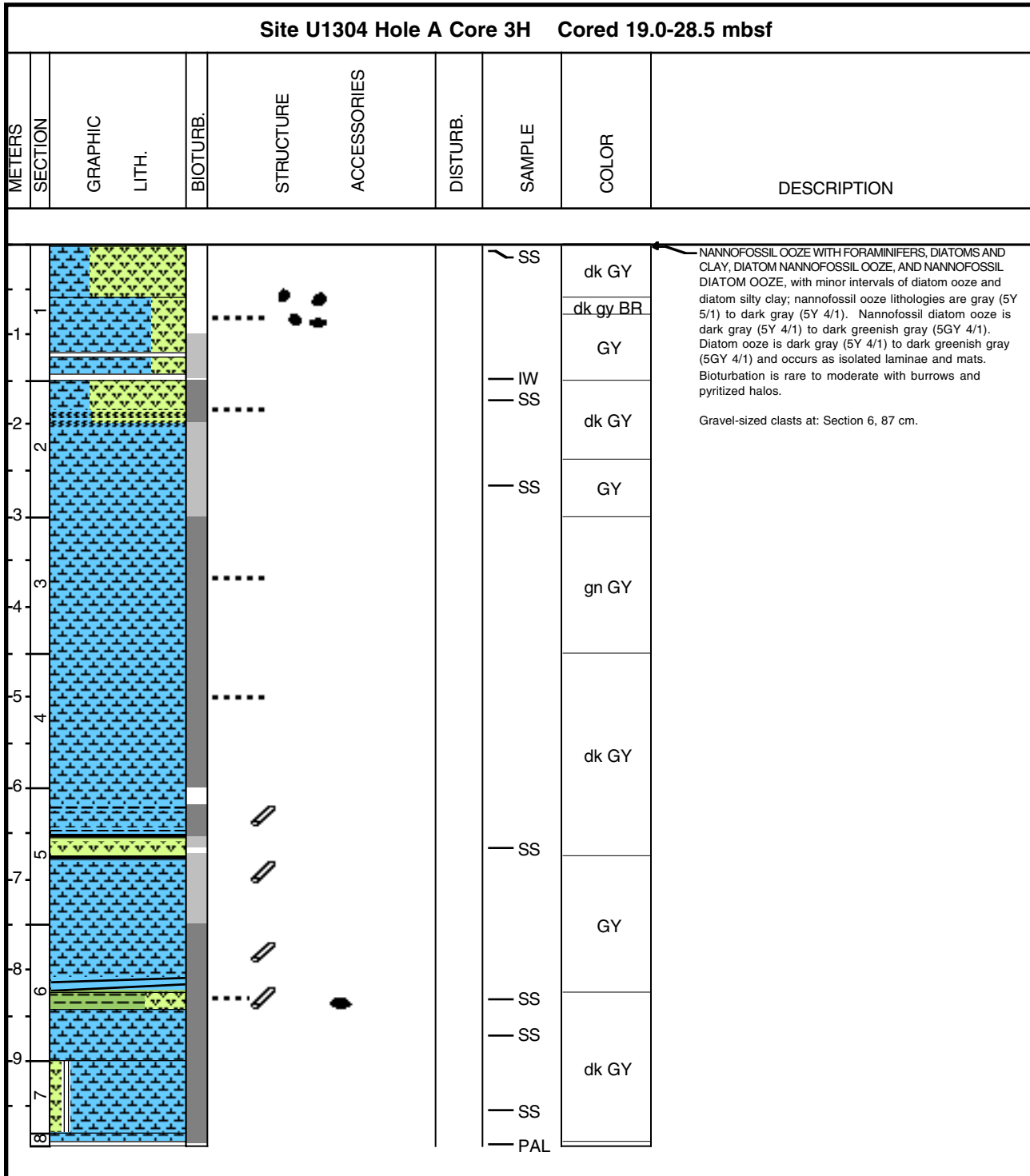
### Core Photo



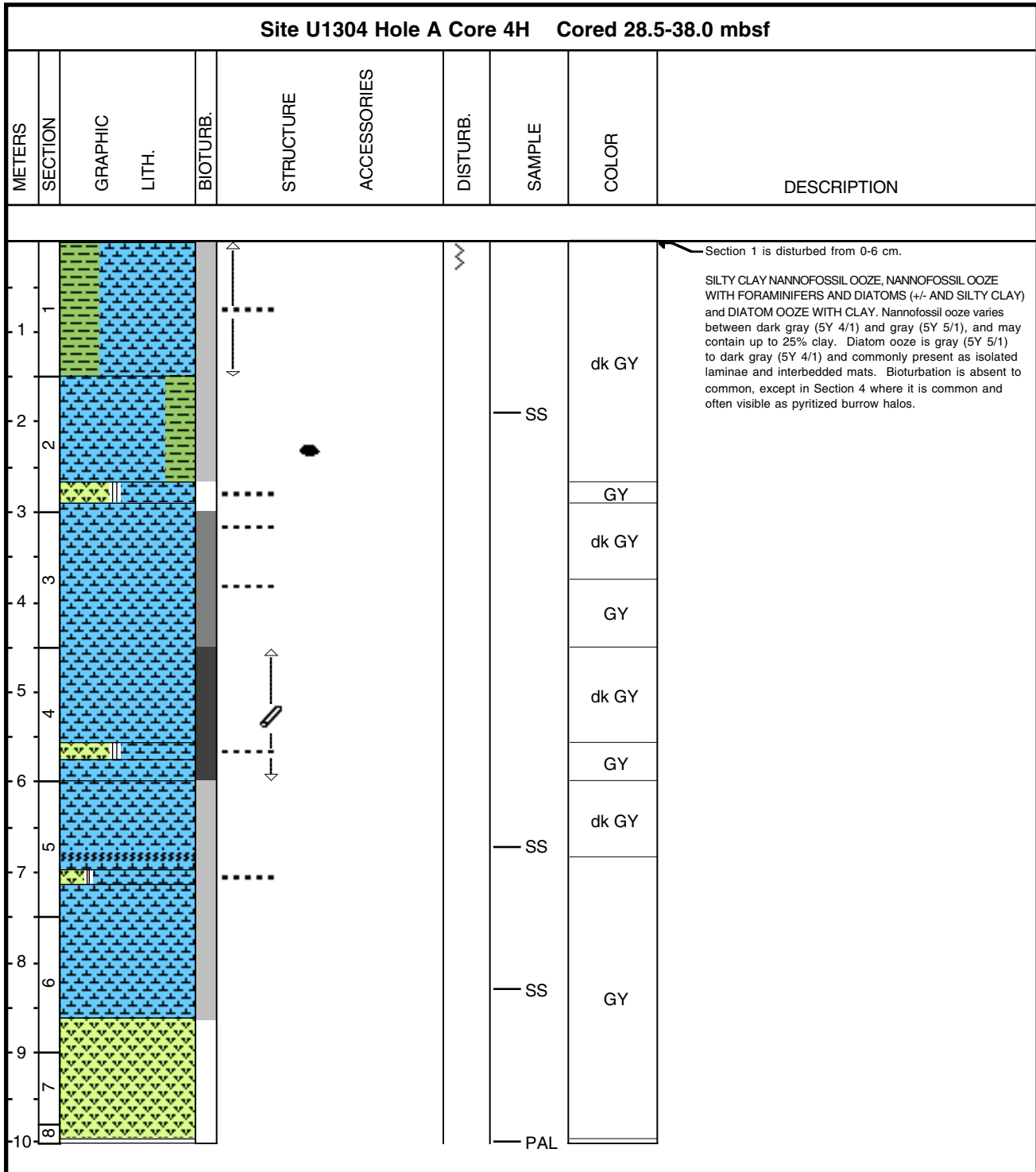
Core Photo




### Core Photo



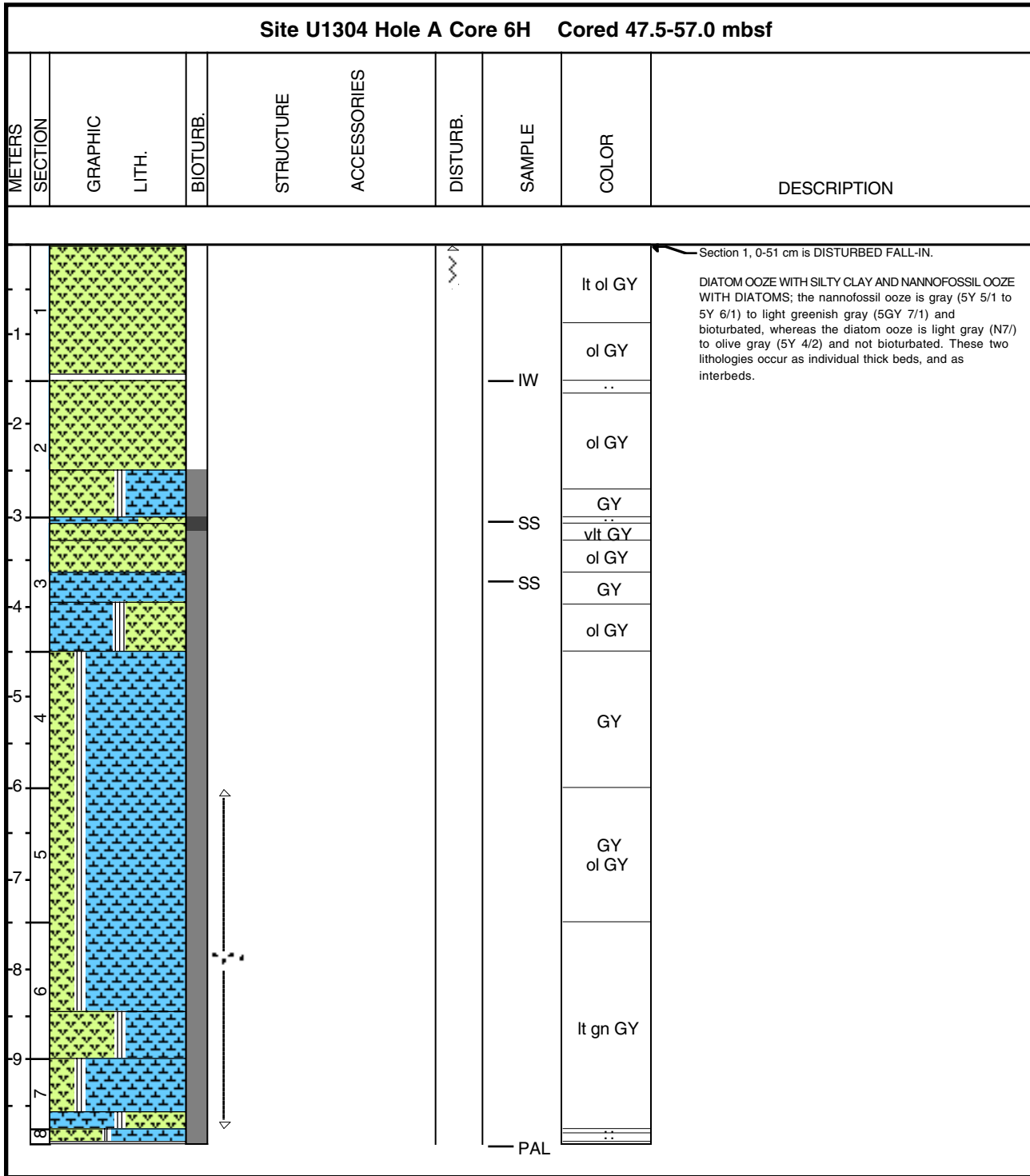
### Core Photo



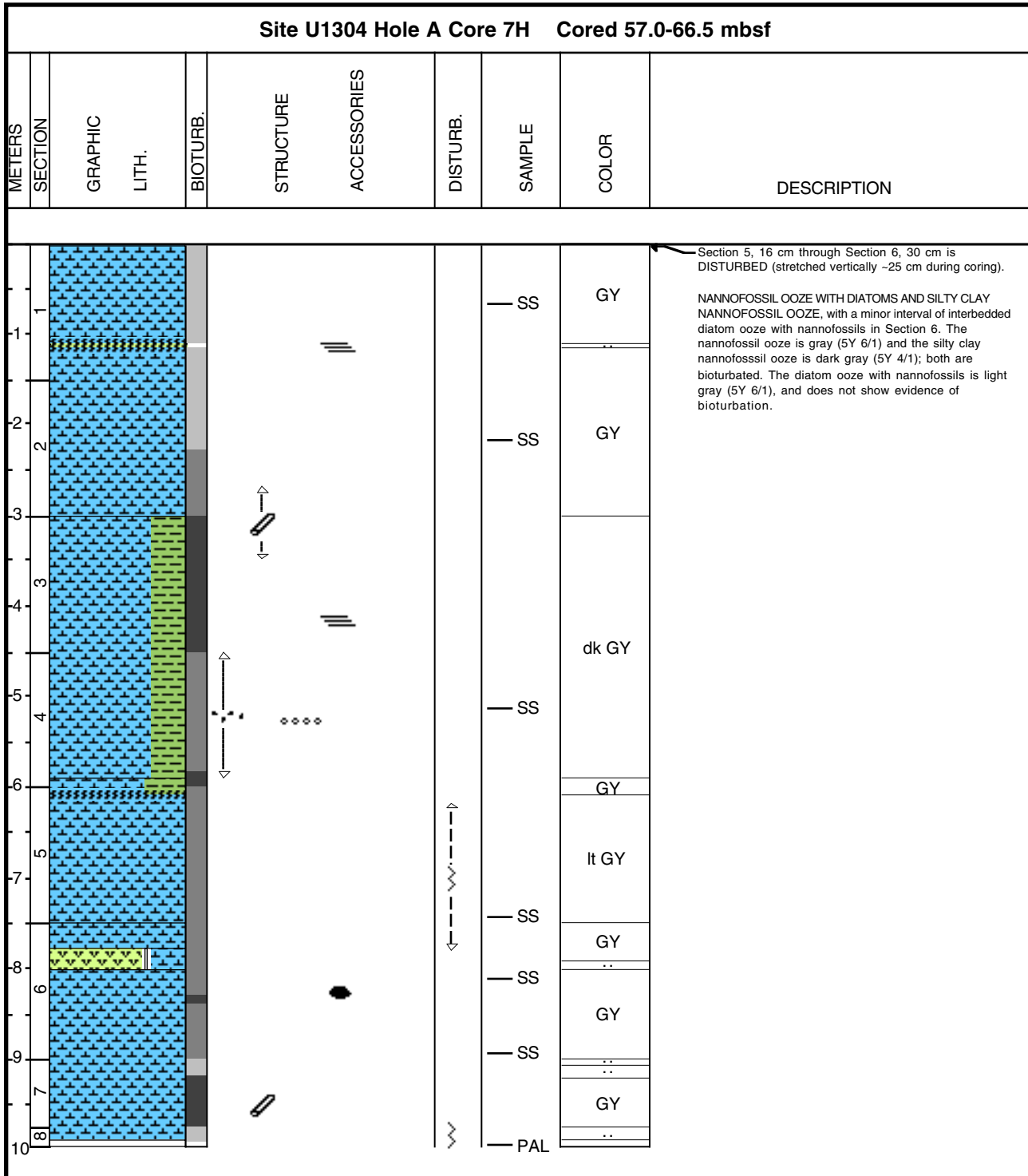
Core Photo



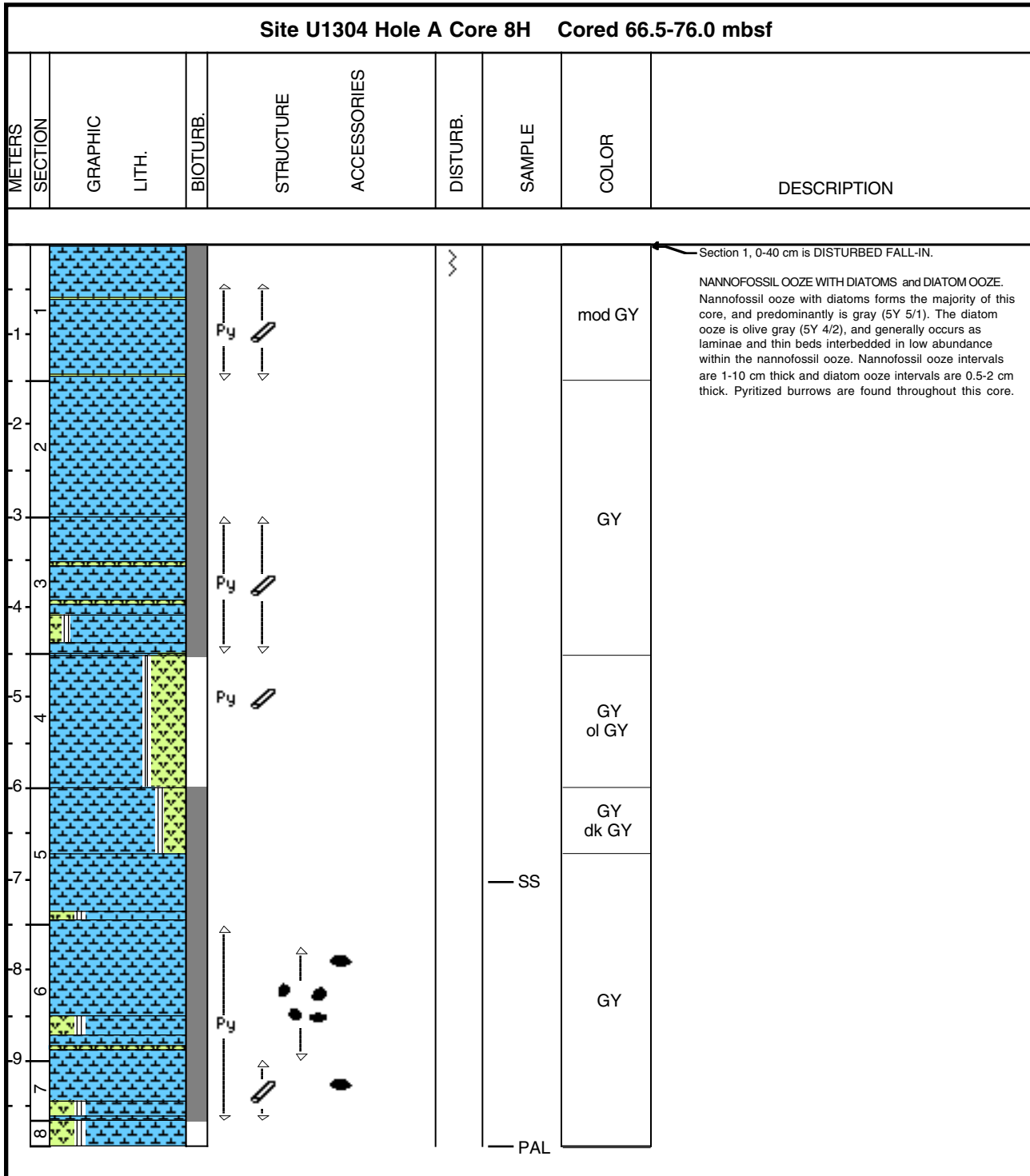
### Core Photo



### Core Photo

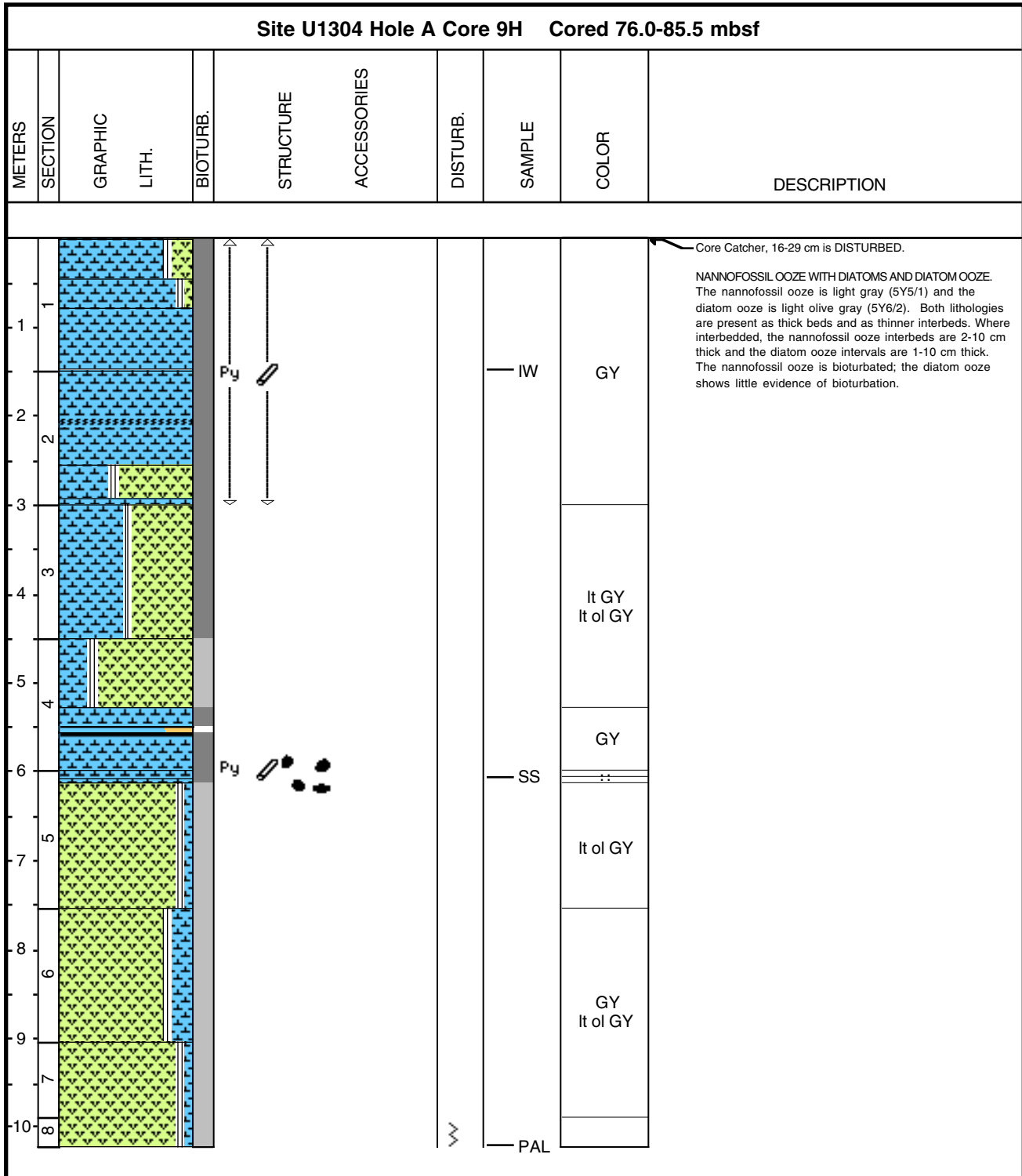


### Core Photo





### Core Photo

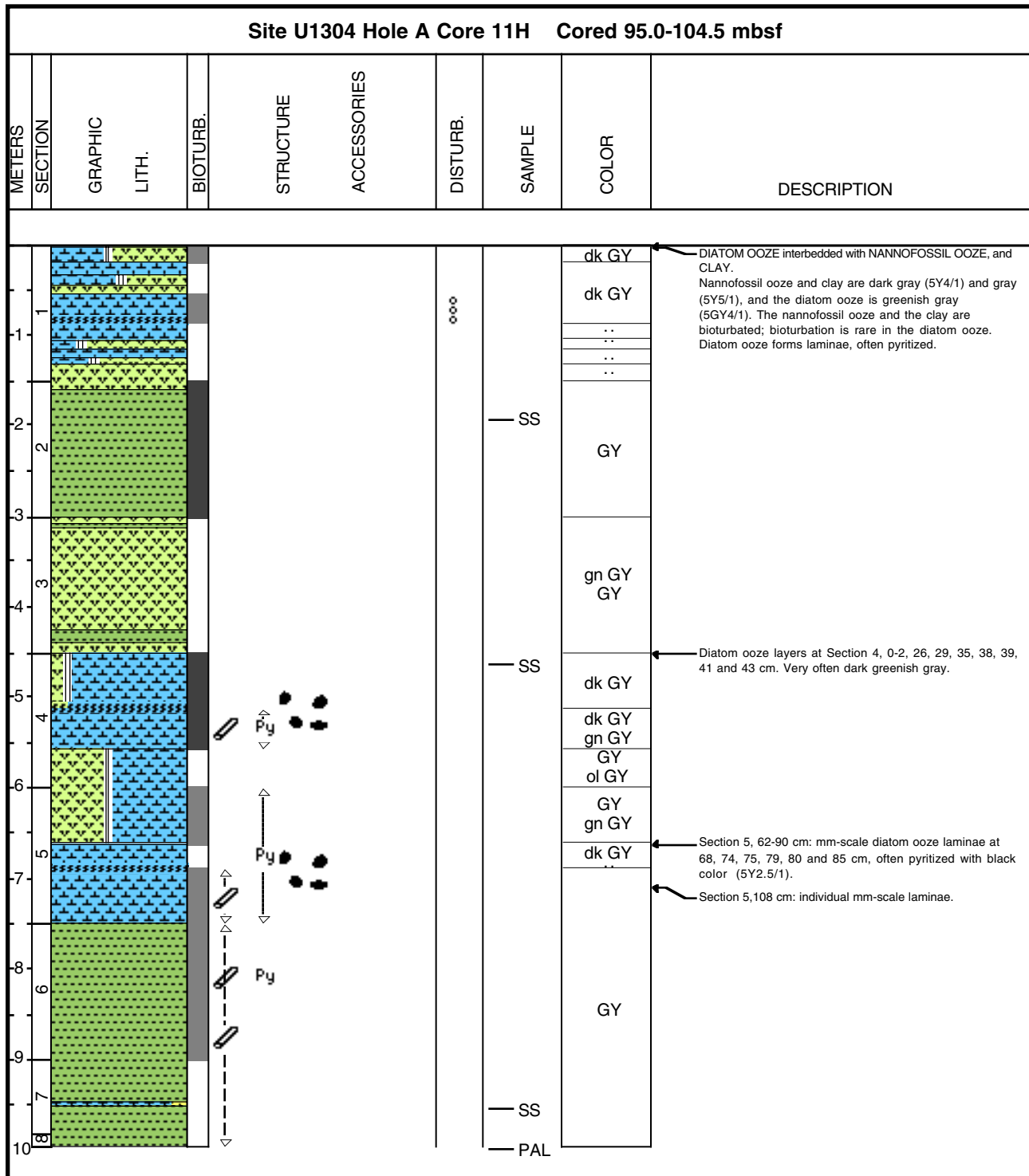


### Core Photo


Site U1304 Hole A Core 10H Cored 85.5-95.0 mbsf									
METERS	SECTION	GRAPHIC LITH.	BIOTURB.	STRUCTURE	ACCESSORIES	DISTURB.	SAMPLE	COLOR	DESCRIPTION
1								GY ol GY	<p>Interbedded DIATOM OOZE WITH NANNOFOSSILS and NANNOFOSSIL OOZE WITH DIATOMS. Major colors are light olive gray (5Y6/2) and gray (5Y5/1), respectively. Interbeds of both lithologies are 0.5-5 cm thick, very often as laminae. Pyritized burrows and diatom ooze beds are common.</p>
2						SS SS	dk GY		
3					Py		GY lt ol GY		
4					Py		.. GY ..		
5					Py		dk GY lt ol GY		
6					Py		dk GY ..		
7							dk GY ol GY		
8							GY .. ..		
9							dk GY ol GY		
10							GY		
							PAL		



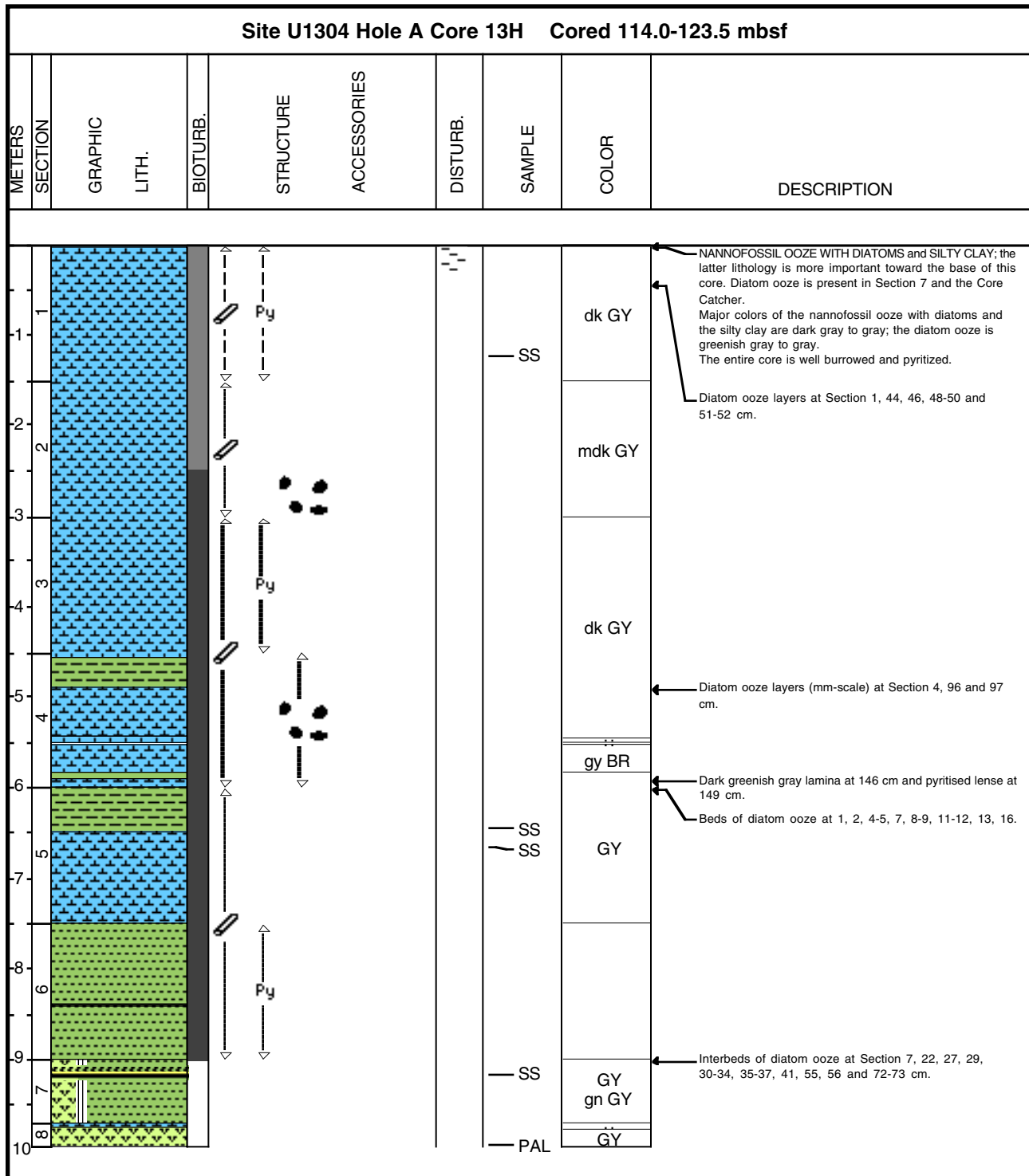
### Core Photo



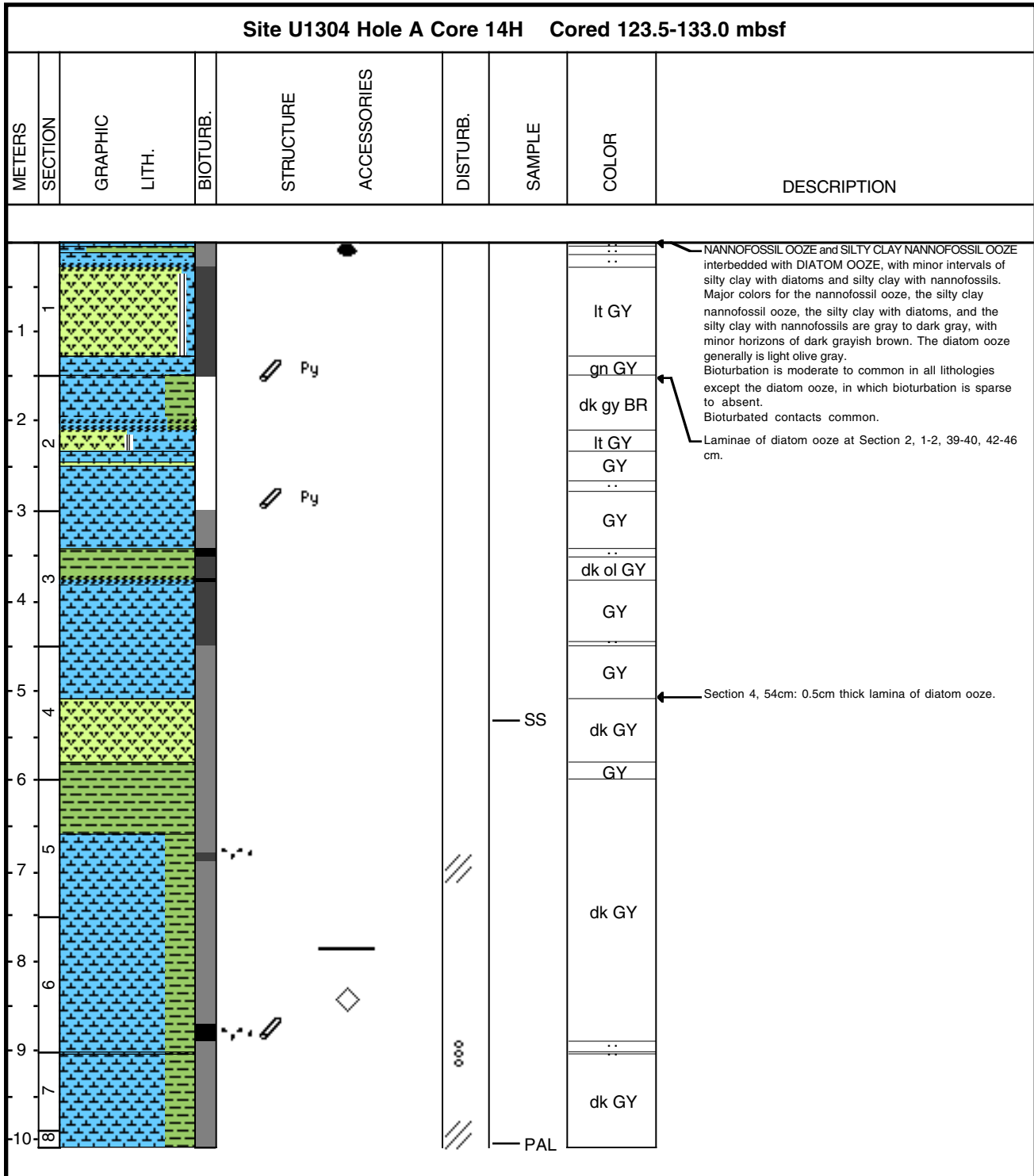
### Core Photo



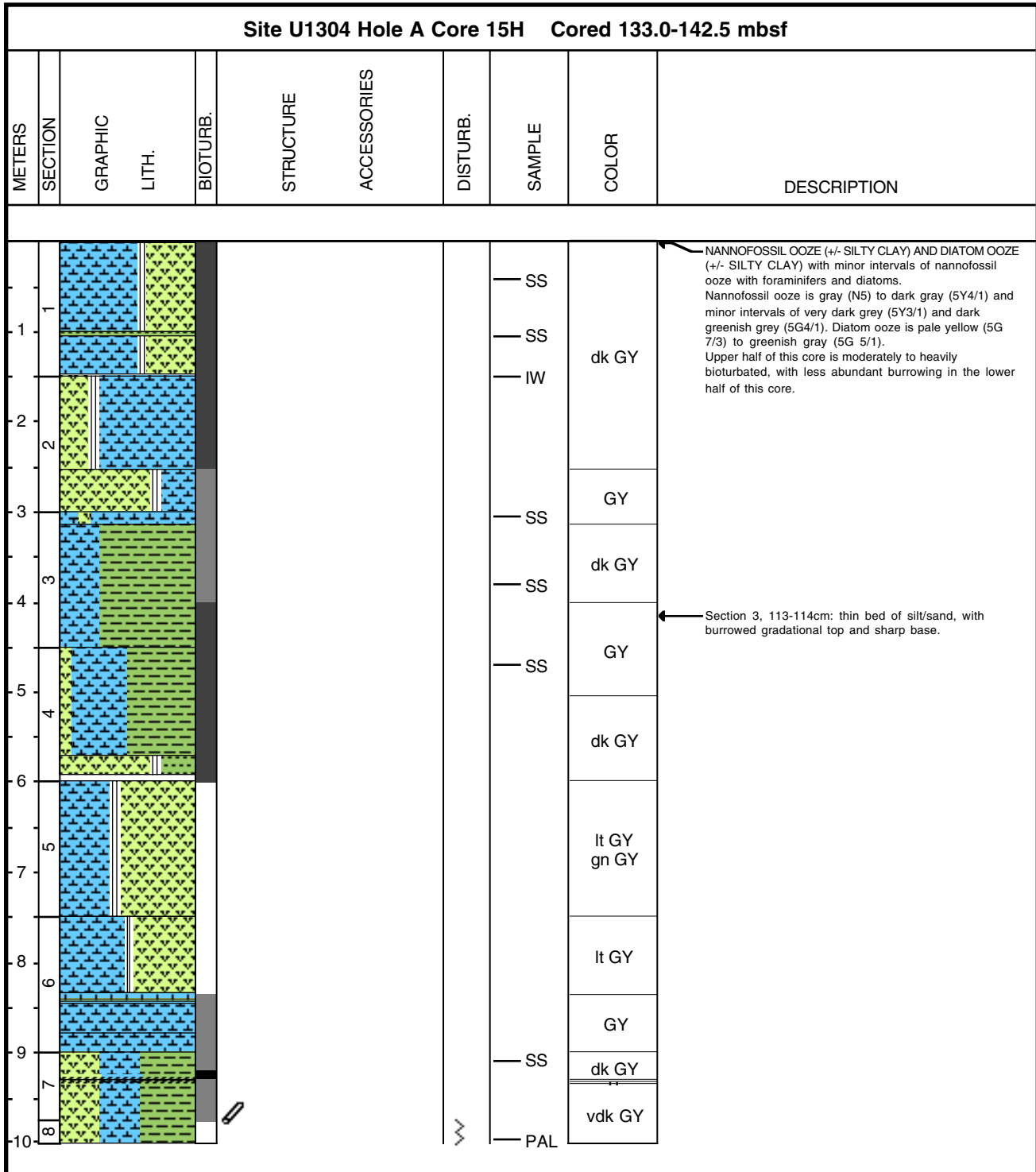
### Core Photo



### Core Photo



### Core Photo



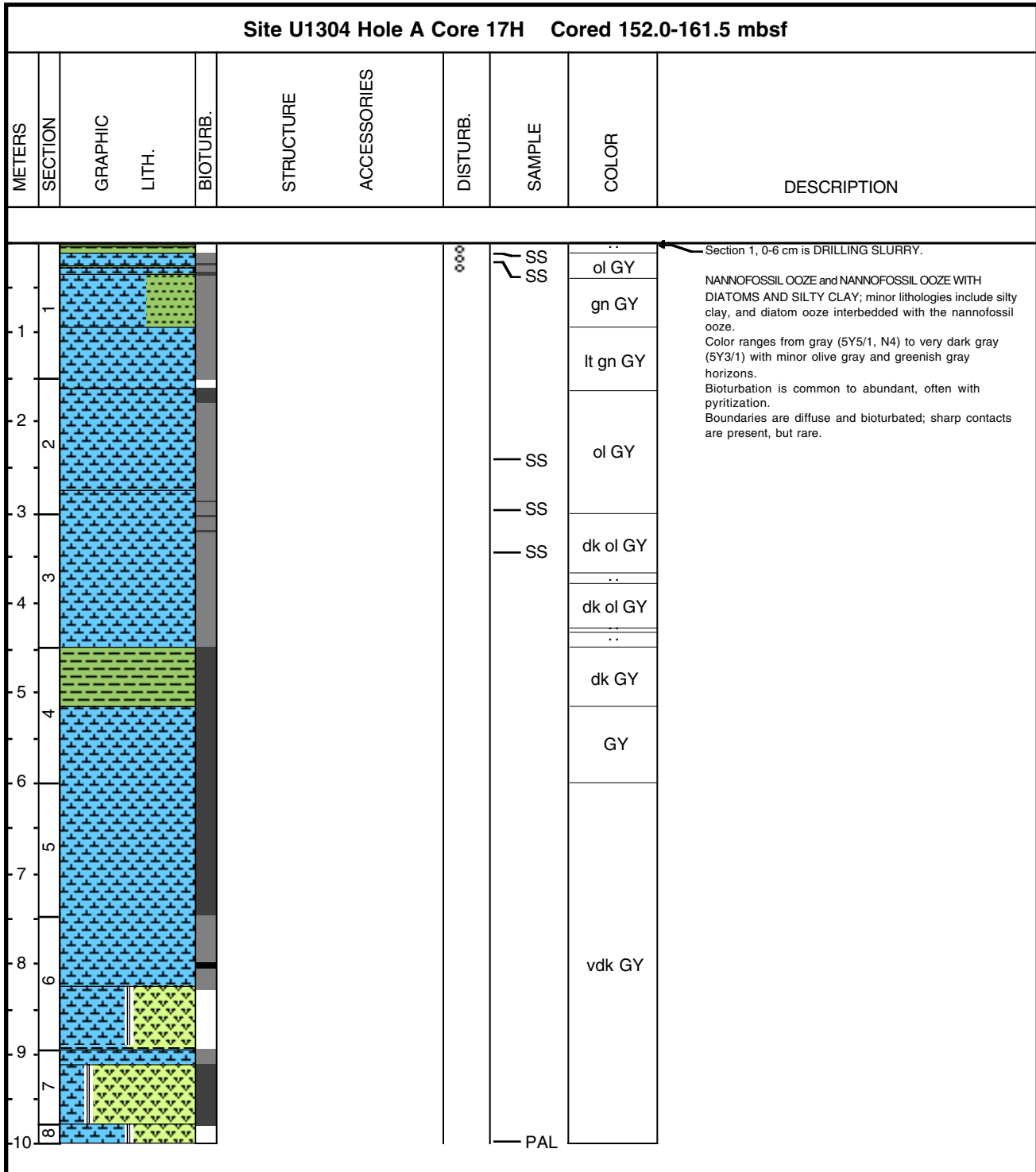
### Core Photo

Site U1304 Hole A Core 16H Cored 142.5-152.0 mbsf									
METERS	SECTION	GRAPHIC LITH.	BIOTURB.	STRUCTURE	ACCESSORIES	DISTURB.	SAMPLE	COLOR	DESCRIPTION
1	1						SS	gn GY	<p>NANNOFOSSIL OOZE WITH DIATOMS, with minor intervals of nannofossil ooze and diatom ooze. The major lithologies are gray to dark gray, and the minor lithologies (especially the intervals of diatom ooze) are greenish gray to pale yellow. Bioturbation is moderate to abundant in Sections 2-6, and rare otherwise.</p>
1							SS	GY	
2	2						SS	gn GY	
2							SS	GY	
3	3							dk GY	
3								GY	
4	4							GY	
4								GY	
5	5							GY	
5								GY	
6	6							GY dk GY	
6								dk GY pal YE	
7	7							dk GY	
7									
8	8								
8									
10	8								
							PAL		





### Core Photo





### Core Photo

Site U1304 Hole A Core 18H Cored 161.5-171.0 mbsf									
METERS	SECTION	GRAPHIC LITH.	BIOTURB.	STRUCTURE	ACCESSORIES	DISTURB.	SAMPLE	COLOR	DESCRIPTION
1						~	SS	vdk GY	<p>Section 1, 0-24 cm is disturbed.</p> <p>SILTY CLAY NANNOFOSSIL OOZE, NANNOFOSSIL OOZE WITH FORAMINIFERS, and DIATOM OOZE WITH CLAY. The silty clayey nannofossil ooze ranges between very dark gray (5Y 3/1) and dark gray (5Y 4/1, 5Y 5/1). The Nannofossil ooze with foraminifers is dark gray (5Y 4/1). Diatom ooze with clay commonly interbedded in the silty clay nannofossil ooze as cm-scale laminae, especially in Sections 4, 5, and 6. Bioturbation and pryritized halos are rare to moderate throughout. There is no gravel.</p>
1							IW	dk GY	
2							SS	..	
3								dk GY	
4								vdk GY	
5								dk GY	
6								dk gn GY	
7							SS	dk GY	
8									
9									
10							PAL		

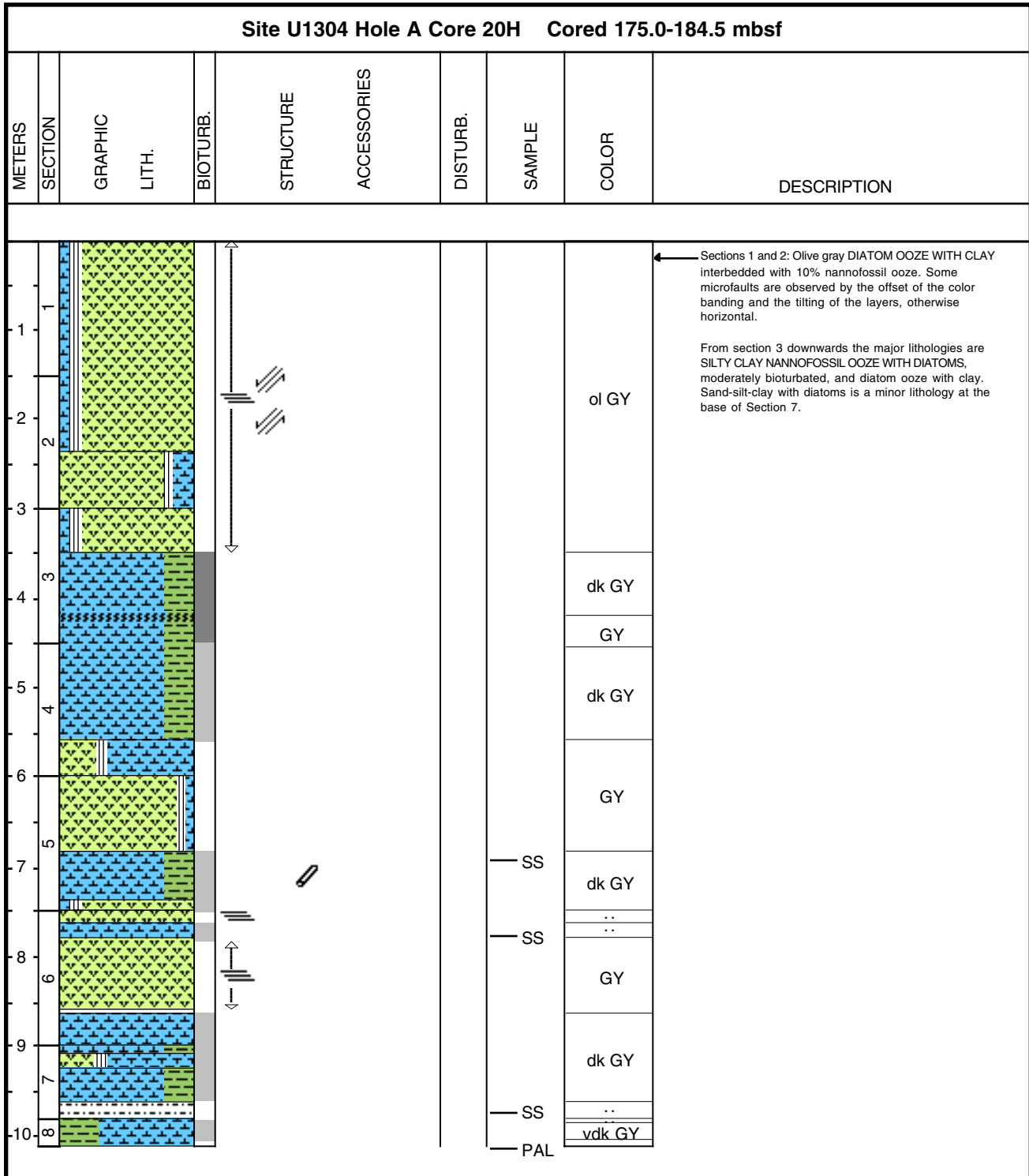


### Core Photo

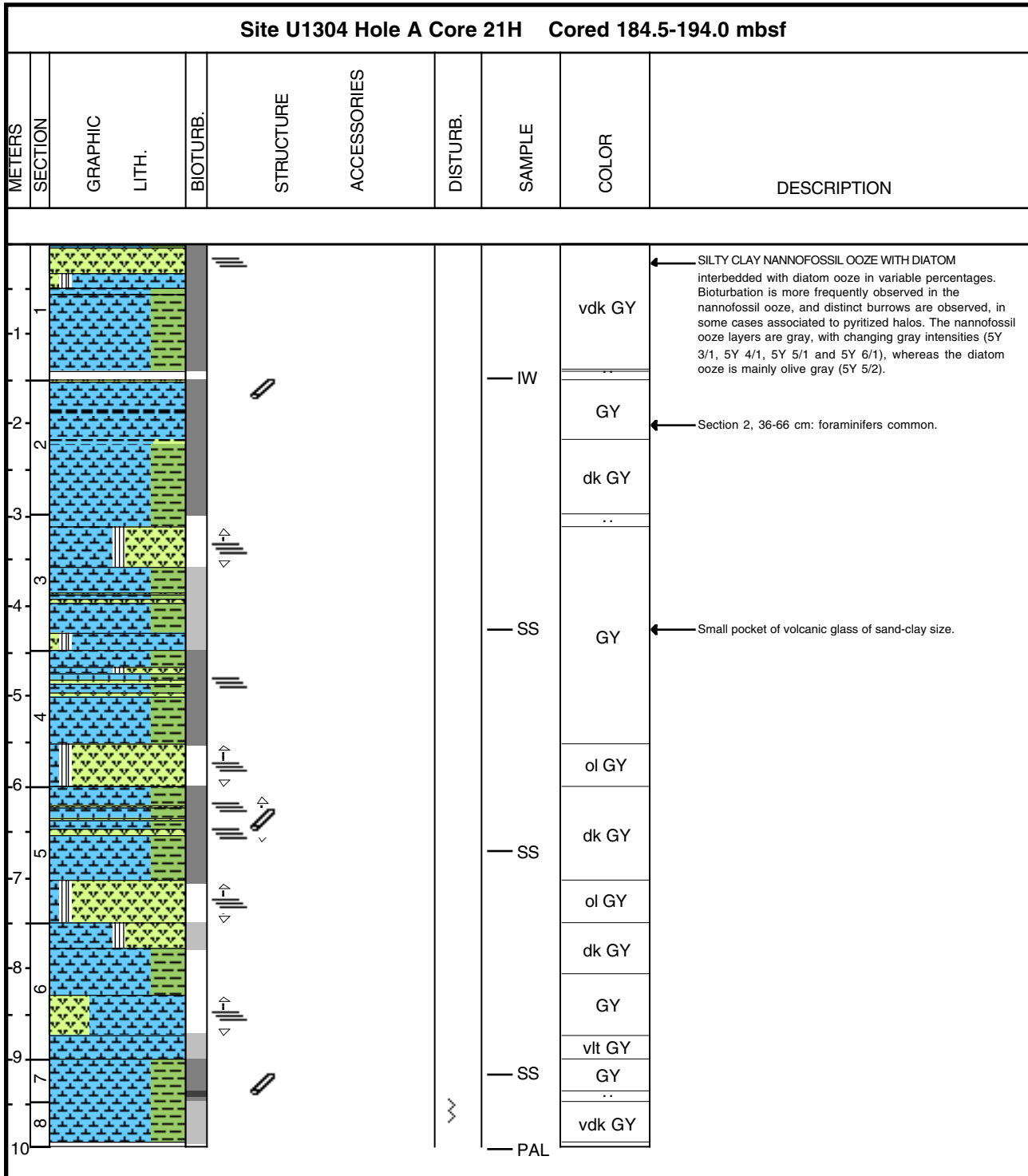
Site U1304 Hole A Core 19H Cored 171.0-175.0 mbsf									
METERS	SECTION	GRAPHIC LITH.	BIOTURB.	STRUCTURE	ACCESSORIES	DISTURB.	SAMPLE	COLOR	DESCRIPTION
1								dk GY	<p>SILTY CLAY NANNOFOSSIL OOZE and DIATOM OOZE WITH CLAY, the silty clay nannofossil ooze is dark gray (2.5Y 4/1), and the diatom ooze with clay is olive gray (5Y 5/2). Bioturbation is rare, and there is no gravel in this core.</p>
-1								ol GY	
-2									
-3									
-4							PAL		



### Core Photo



### Core Photo

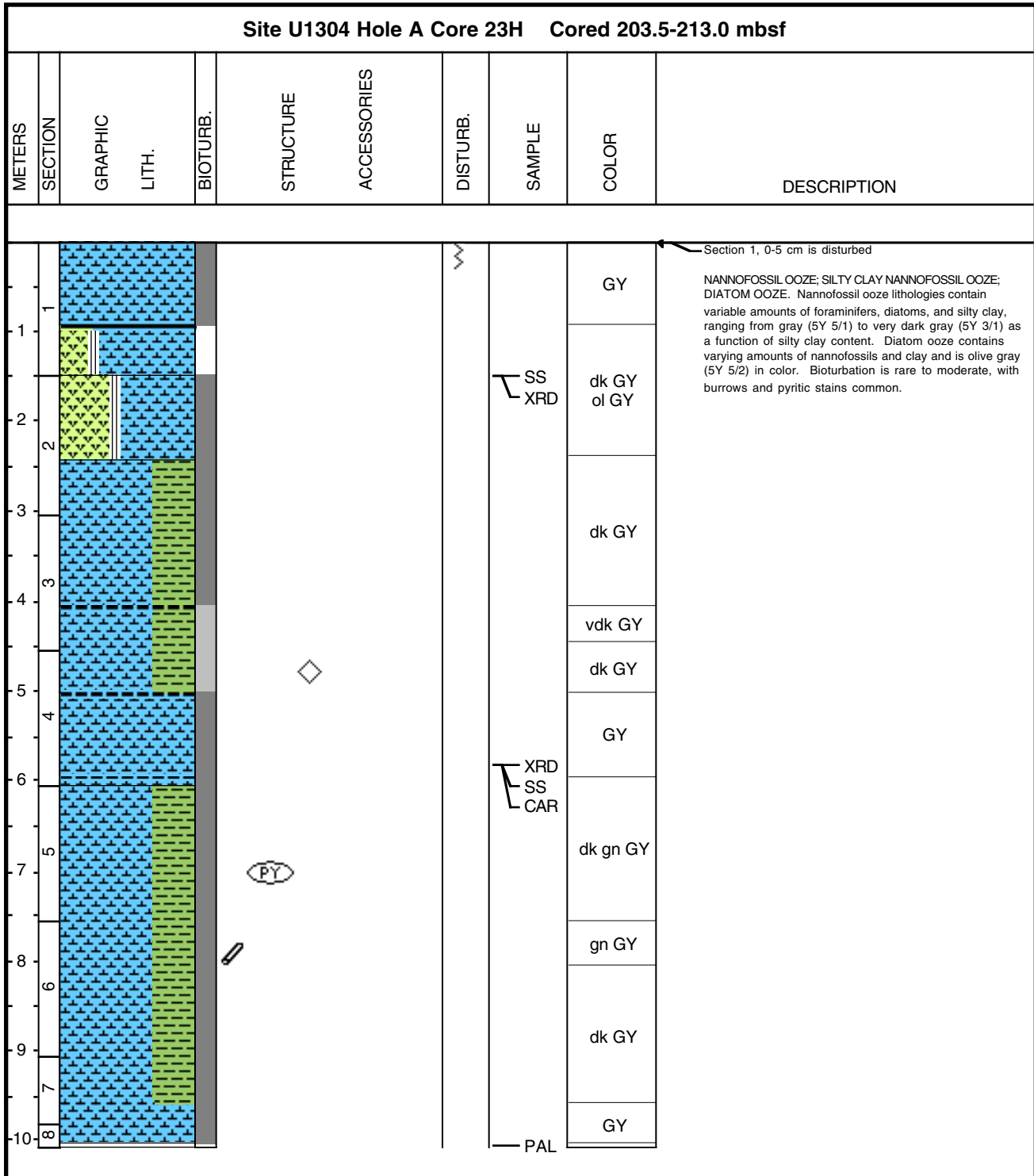


### Core Photo

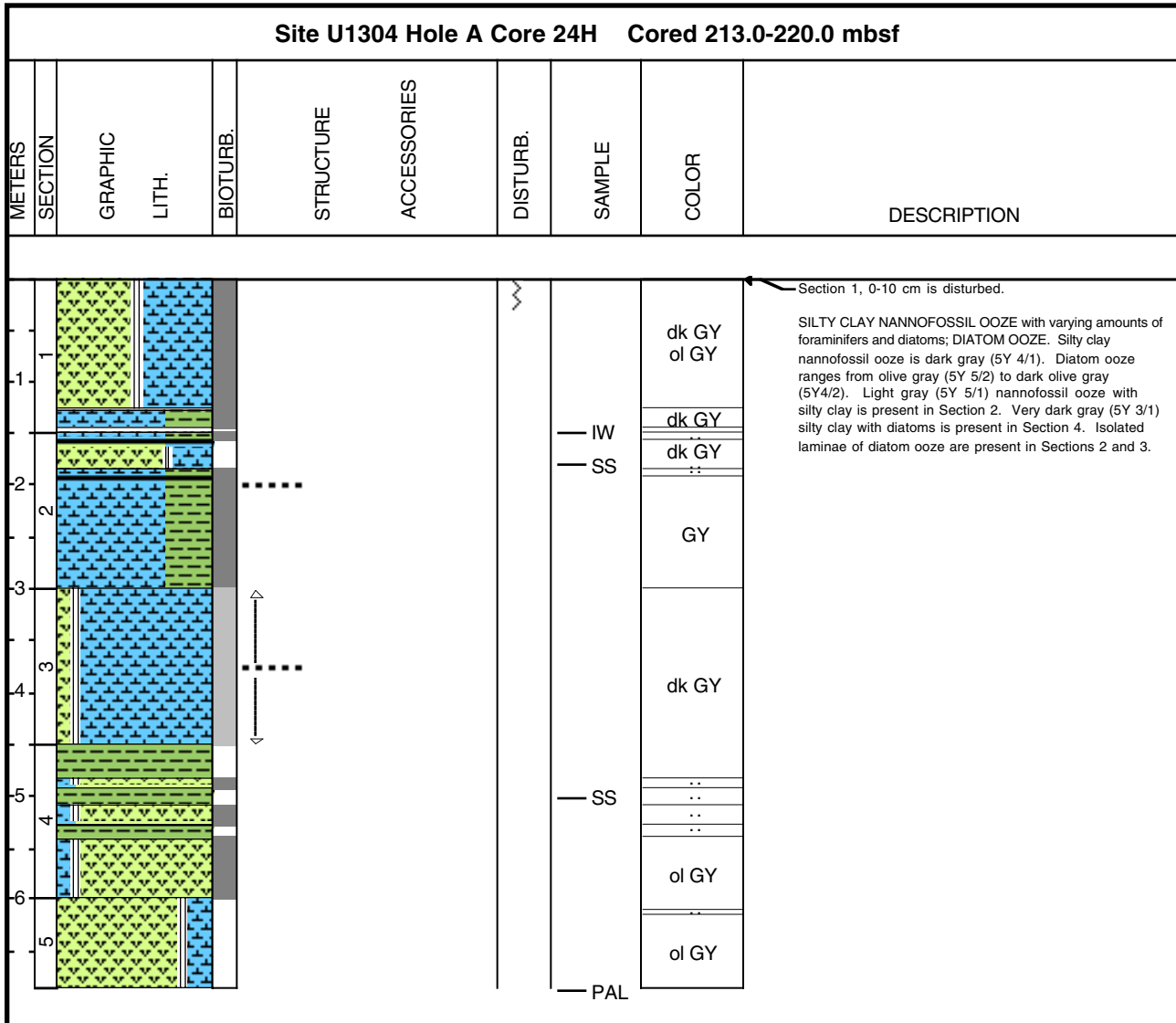
Site U1304 Hole A Core 22H Cored 194.0-203.5 mbsf									
METERS	SECTION	GRAPHIC LITH.	BIOTURB.	STRUCTURE	ACCESSORIES	DISTURB.	SAMPLE	COLOR	DESCRIPTION
1	1							vdk GY	← The core is dominated by dark to very dark (5Y 4/1 and 5Y 3/1) SILTY CLAY NANNOFOSSIL OOZE WITH DIATOMS, interbedded with varying abundances of olive gray (5Y 5/2) DIATOM OOZE. Bioturbation is evident in the silty clay nannofossil ooze intervals and minor foraminifer concentrations are found in the burrow infills of the bottom of Section 1.
1								dk GY	
2	2							vdk GY	
2								dk GY	
3								ol GY	
3	3							dk GY	
4								ol GY	
5	4							dk GY	
6								ol GY	
7	5							dk GY	
8	6							ol GY	
9	7							dk GY	
9								dk GY	
10	8							GY	
10								dk GY	



### Core Photo



### Core Photo



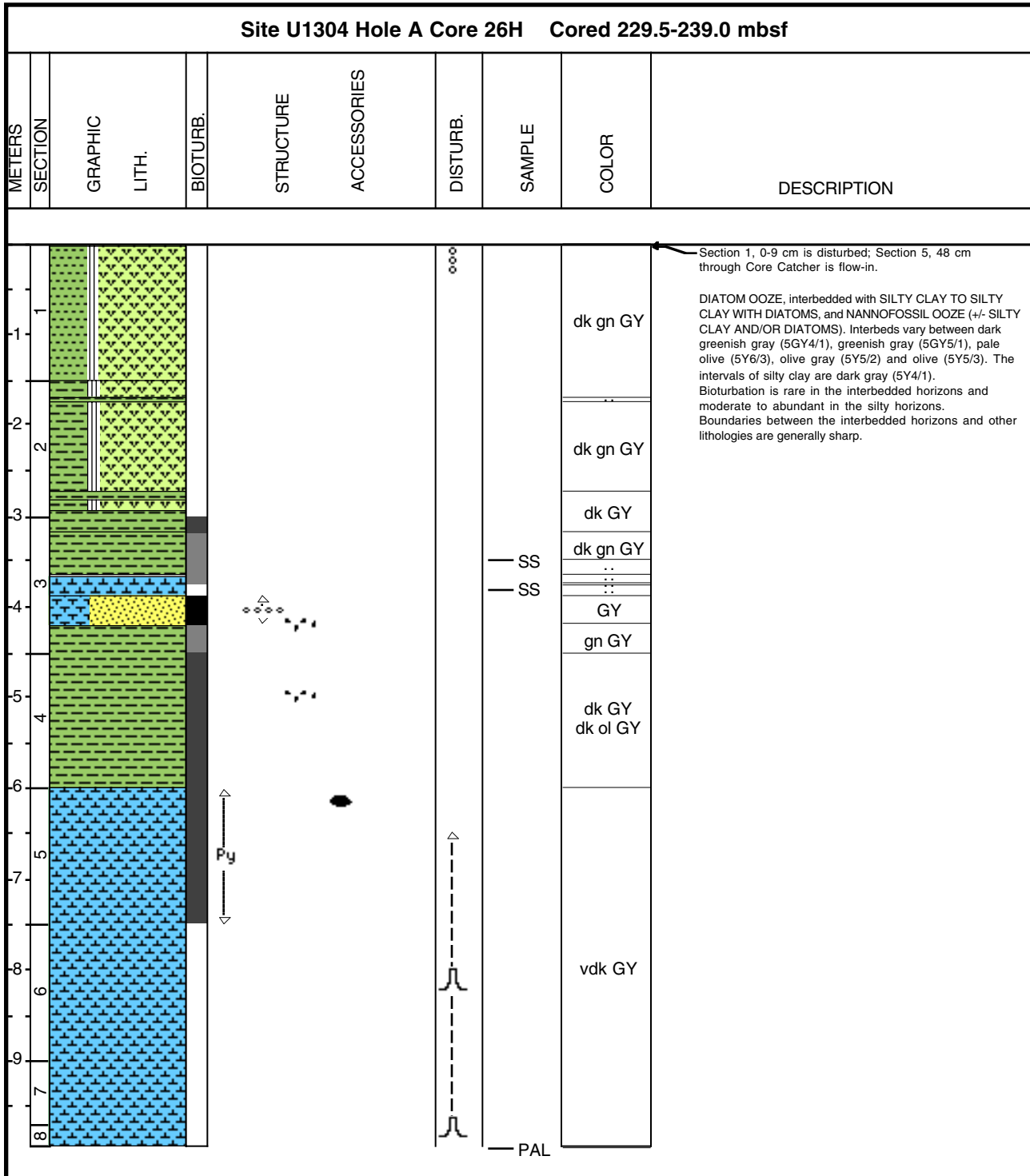


### Core Photo

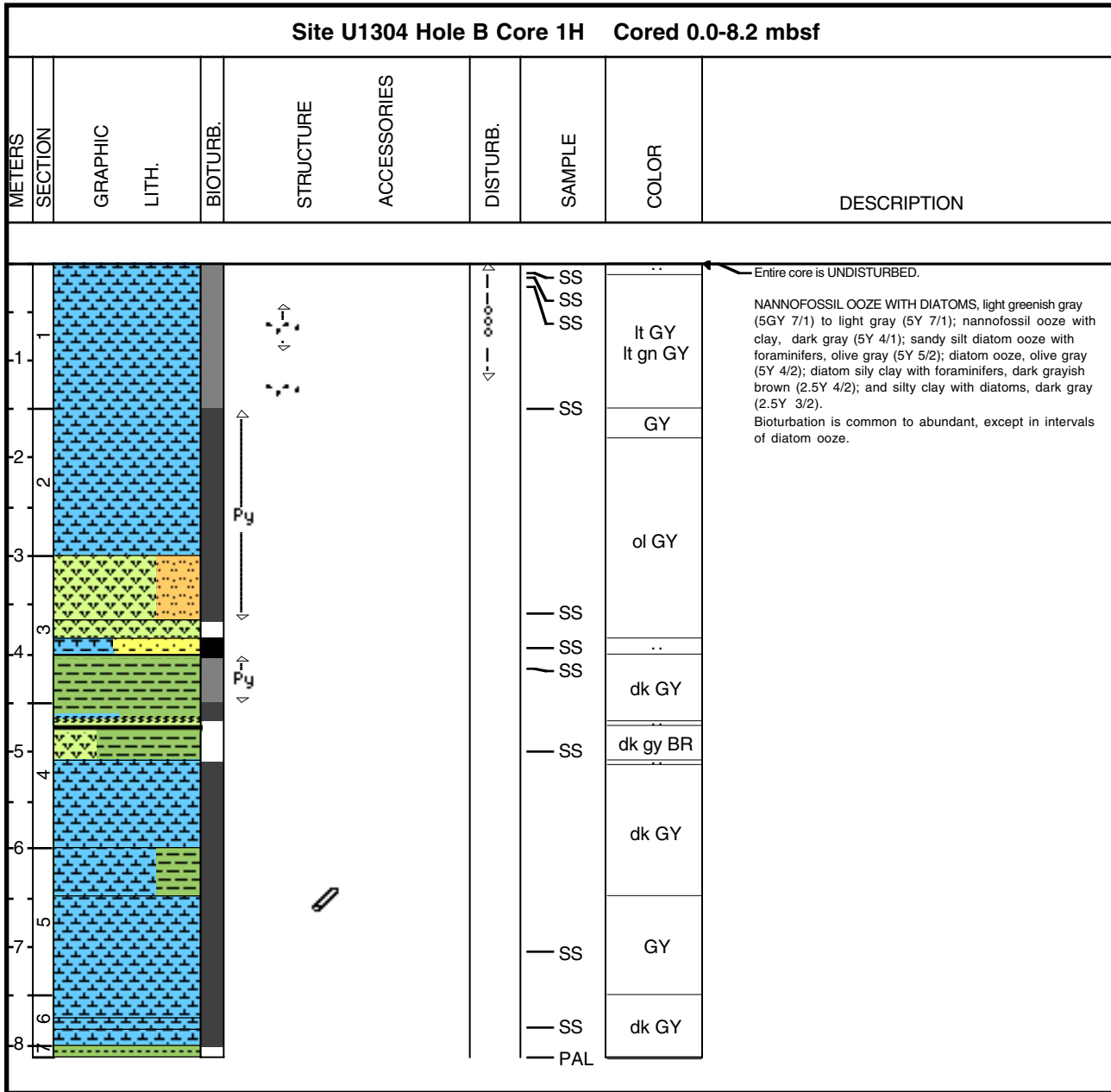
Site U1304 Hole A Core 25H Cored 220.0-229.5 mbsf									
METERS	SECTION	GRAPHIC LITH.	BIOTURB.	STRUCTURE	ACCESSORIES	DISTURB.	SAMPLE	COLOR	DESCRIPTION
1	1							dk GY dk gn GY	<p>Section 7, 62-78 cm and the Core Catcher are disturbed. Remainder of the core is undisturbed.</p> <p>DIATOM OOZE, SILTY CLAY WITH DIATOMS/NANNOFOSSILS, and NANNOFOSSIL OOZE, with silty clay nannofossil ooze, and silty clay with diatoms as minor lithologies. The diatom ooze ranges from gray (5Y5/1) to olive gray (5Y5/2) to olive (5Y5/3) to greenish gray (5GY5/1) to pale yellow (5Y7/4). The lithologies dominated by silty clay generally are dark gray (5Y4/1).</p> <p>Bioturbation is rare within diatom ooze horizons; moderate to abundant bioturbation with mottling is present in the other lithologies. Bioturbated boundaries are common between major and minor lithologies.</p>
1							SS	dk GY GY	
2	2						SS	dk GY	
3								dk GY dk GY ol GY	
3	3							dk GY dk gn GY	
4								GY	
5	4						SS	dk GY	
6								GY	
7	5							..	
7								vdk GY	
8	6								← 145-146cm green lamina
9								dk GY	
10	7								
	8						PAL		



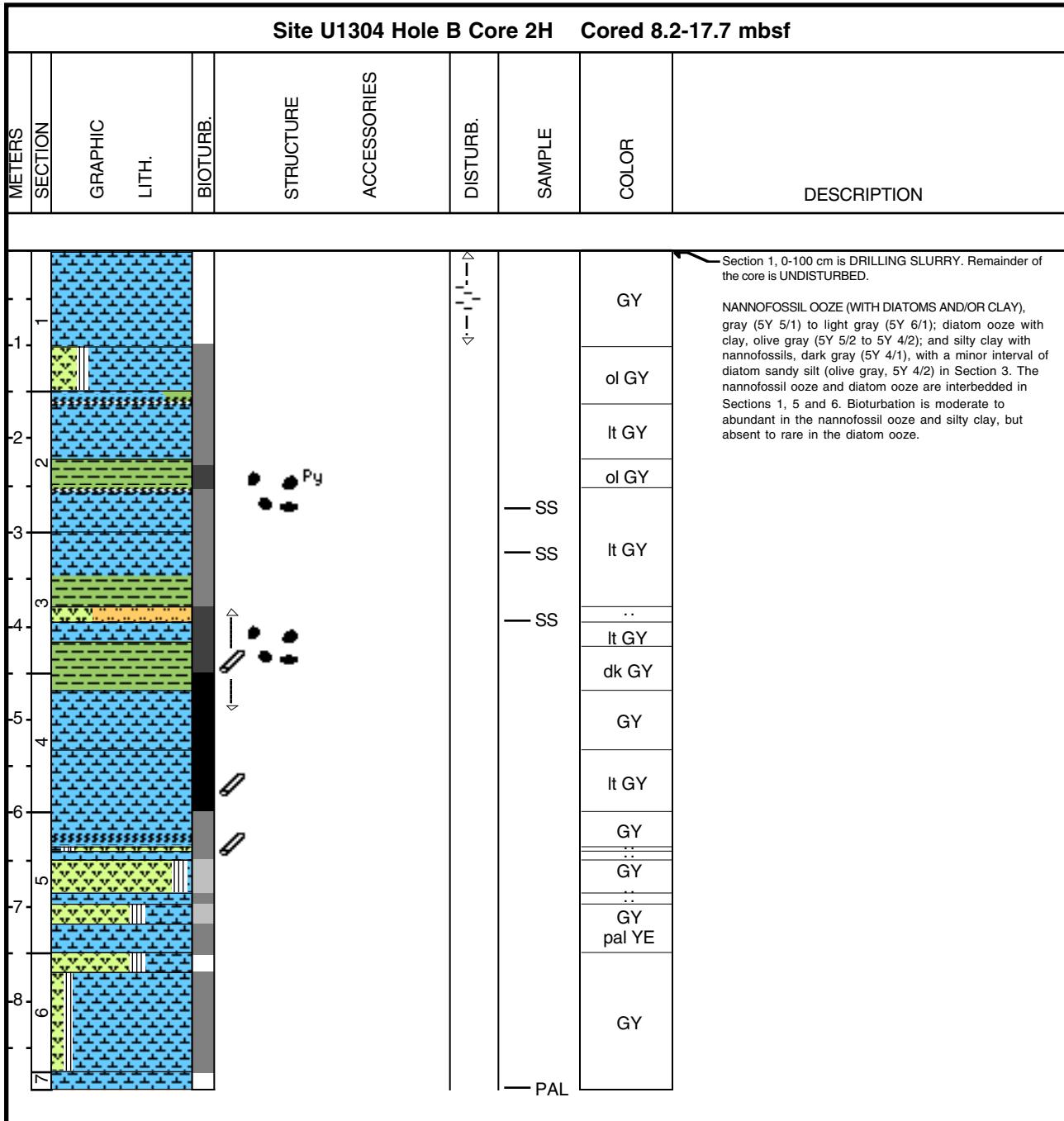
### Core Photo



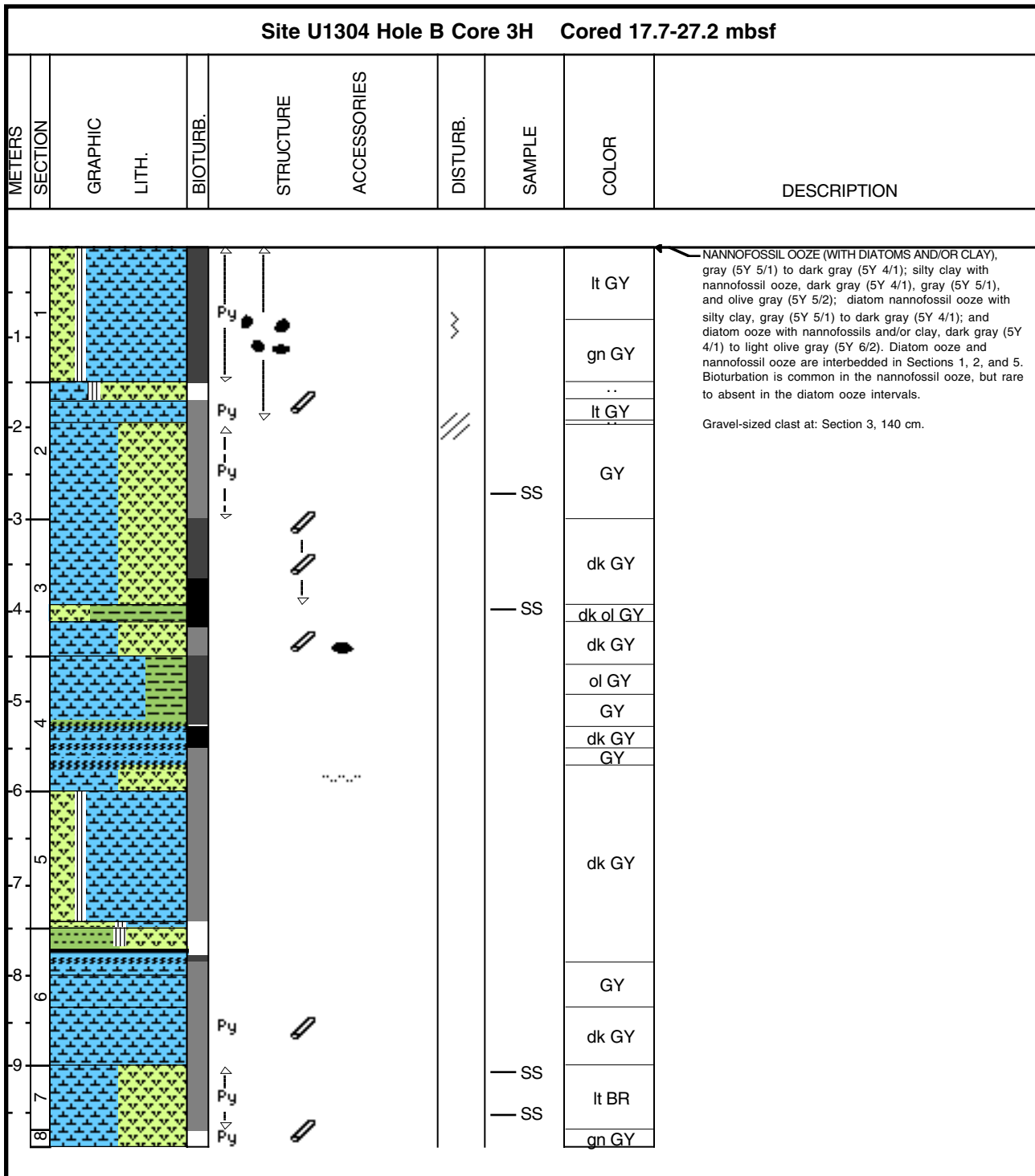
### Core Photo




### Core Photo




### Core Photo




### Core Photo



### Core Photo




### Core Photo







### Core Photo



### Core Photo



### Core Photo



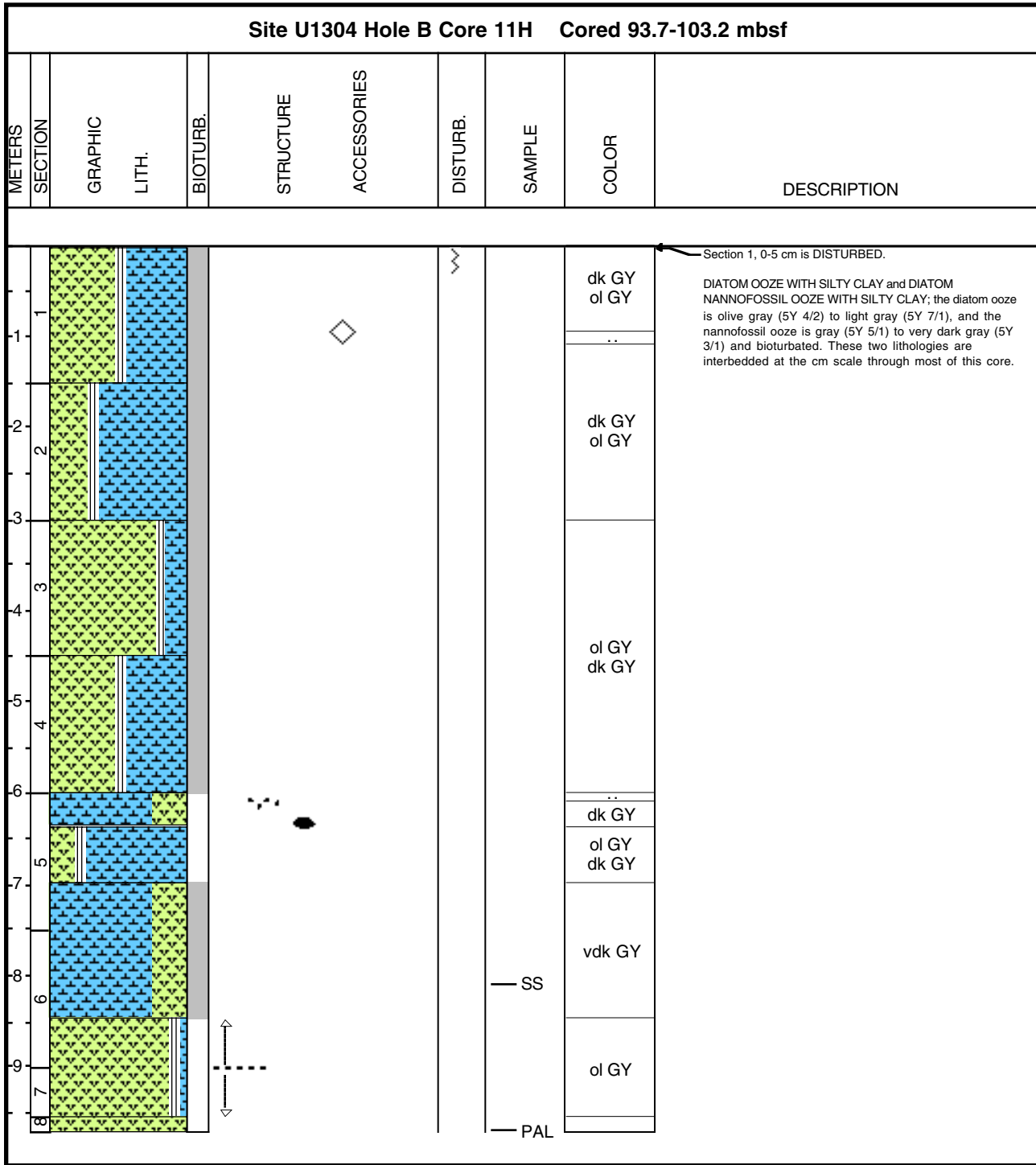
### Core Photo

Site U1304 Hole B Core 10H Cored 84.2-93.7 mbsf									
METERS	SECTION	GRAPHIC LITH.	BIOTURB.	STRUCTURE	ACCESSORIES	DISTURB.	SAMPLE	COLOR	DESCRIPTION
1	1						SS	GY	DIATOM OOZE WITH CLAY AND NANNOFOSSIL OOZE WITH SILTY CLAY AND DIATOMS; the diatom ooze is olive gray (5Y 4/2), and the nannofossil ooze is gray (5Y 5/1) to dark gray (5Y 4/1). The two major lithologies are interbedded in most of this core, with bioturbation in the nannofossil ooze and little or no bioturbation in the diatom ooze. Gray foraminifer nannofossil ooze with silty sand is present as a minor lithology in Section 1.
1								dk GY	
								ol GY	
2	2								
3	3								
4	4						SS	ol GY GY	
5	5								
6	6							gn GY ol GY GY	
7	7						SS	ol GY ol GY	
8	8						PAL	ol GY	

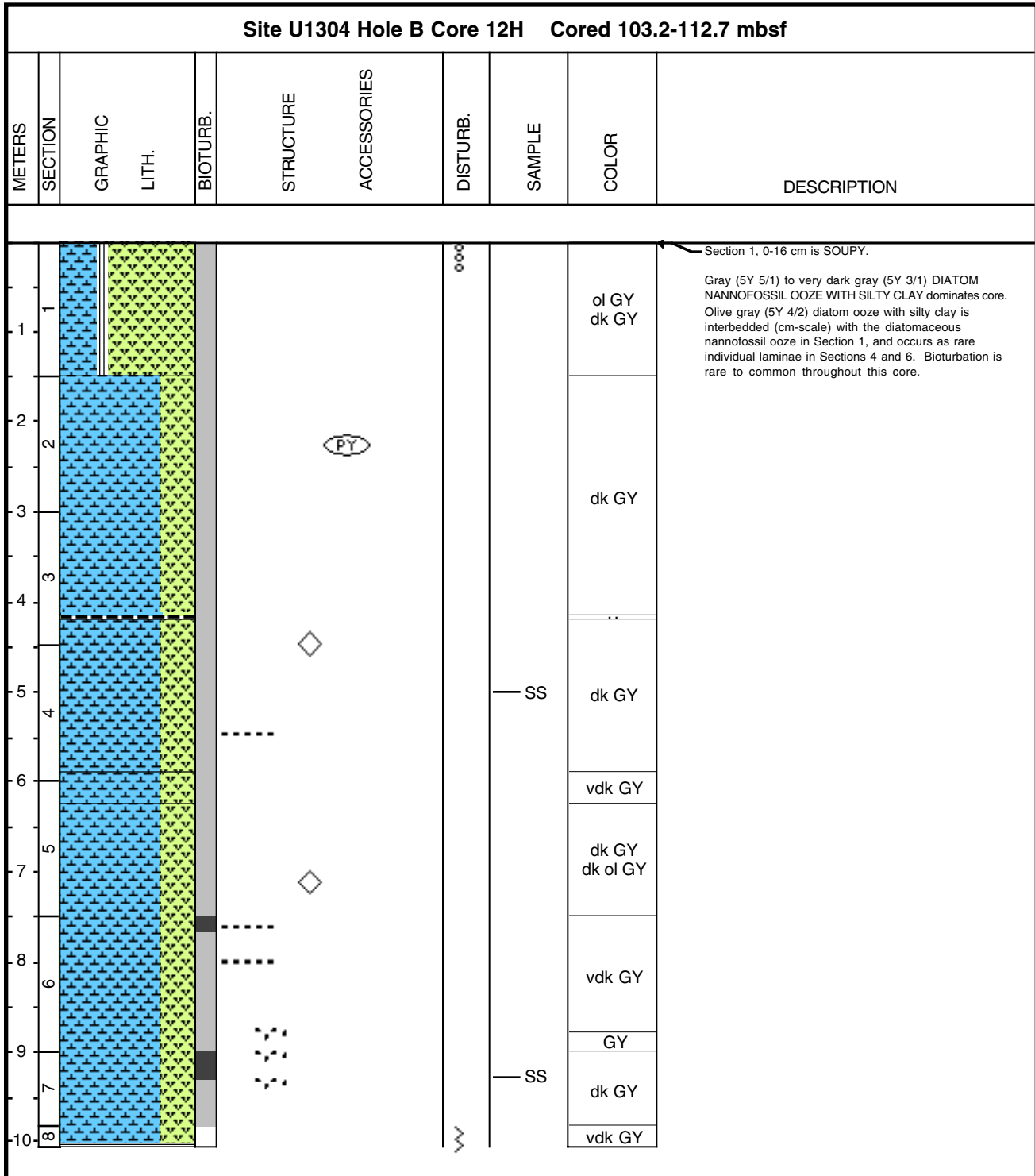
Section 1, 0-13 cm core disturbed



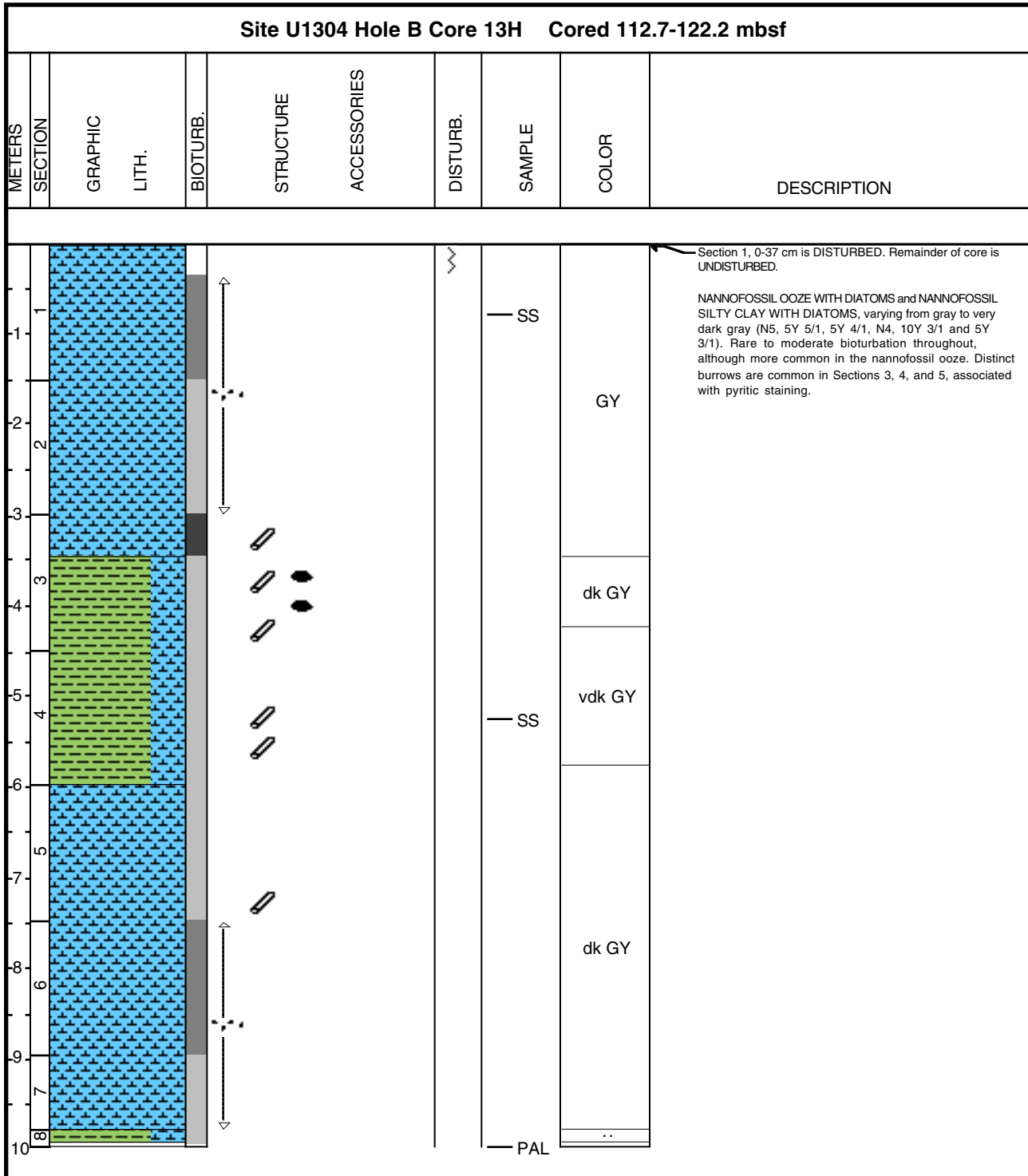
### Core Photo



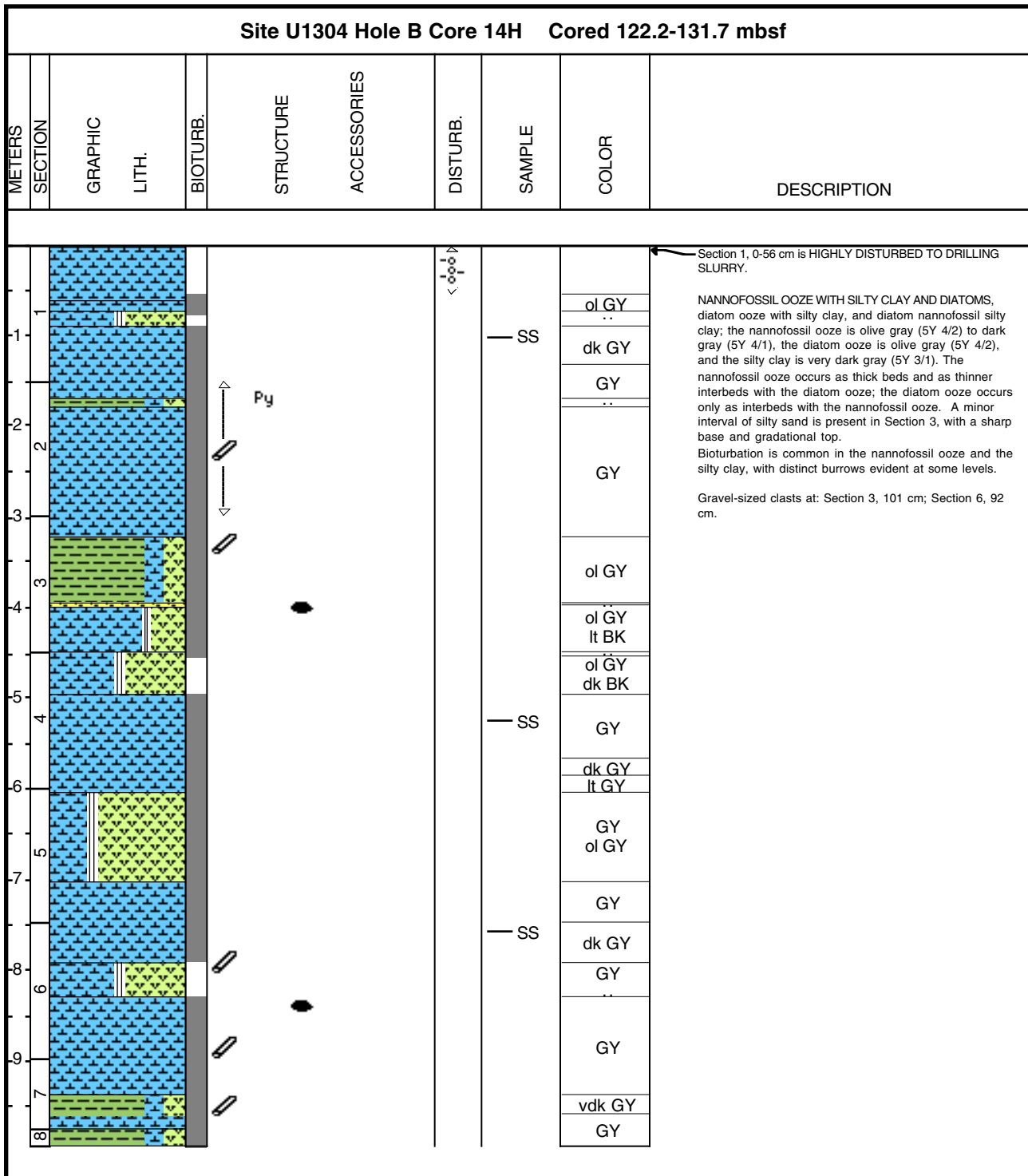
### Core Photo



### Core Photo




### Core Photo






### Core Photo







### Core Photo

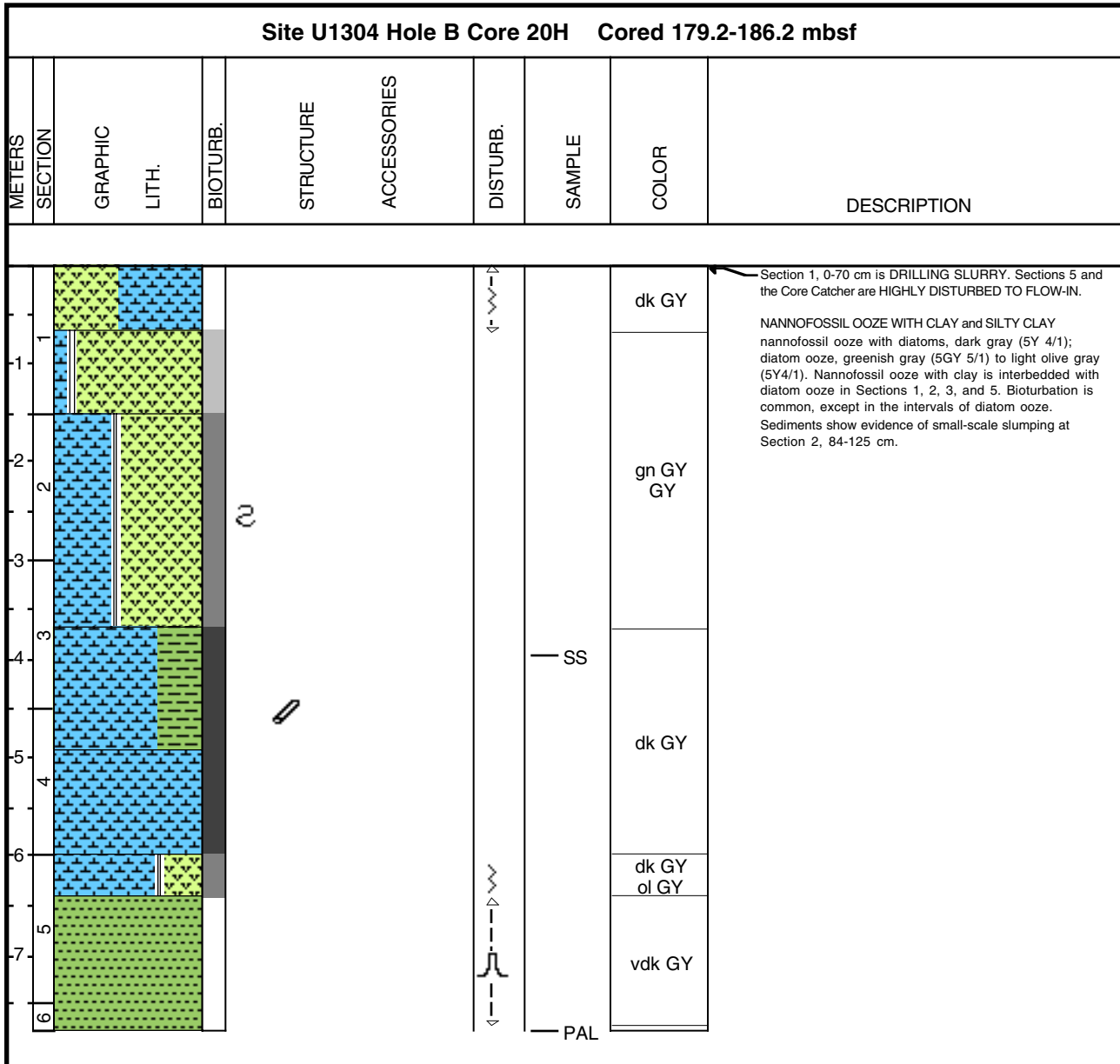


### Core Photo


Site U1304 Hole B Core 19H Cored 169.7-179.2 mbsf									
METERS	SECTION	GRAPHIC LITH.	BIOTURB.	STRUCTURE	ACCESSORIES	DISTURB.	SAMPLE	COLOR	DESCRIPTION
1								dk GY	<p>Section 1, 0-4 cm is a VOID, and 4-6 cm is SOUPY.</p> <p>NANNOFOSSIL OOZE WITH FORAMINIFERS AND DIATOMS, gray (5Y 4/1); diatom ooze, dark olive gray (5Y 4/2), greenish gray (5Y 6/1), and olive gray (5Y 5/4); and nannofossil silty clay, dark gray (5Y4/1). The diatom ooze and nannofossil ooze generally are interbedded. Bioturbation is common, except in the intervals of diatom ooze.</p> <p>Gravel-sized clasts at: Section 4, 23-24 cm.</p>
2								dk ol GY	
2								dk GY	
2								dk GY	
2								dk ol GY	
3								gn GY	
3								GY	
4								vdk GY	
4								vdk GY lt GY	
5								OL lt GY	
6									
7									



### Core Photo



### Core Photo



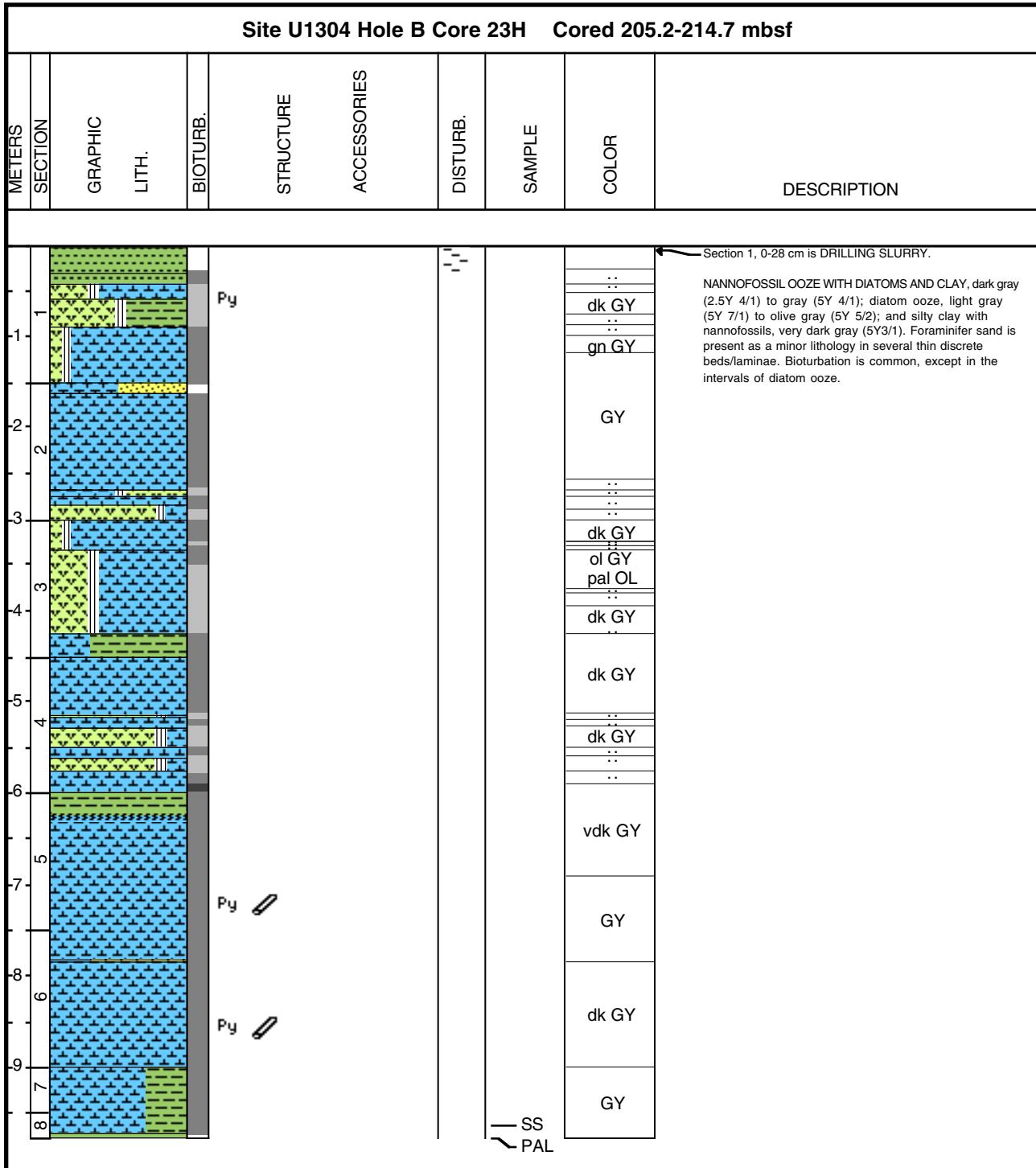
### Core Photo

Site U1304 Hole B Core 22H Cored 195.7-205.2 mbsf									
METERS	SECTION	GRAPHIC LITH.	BIOTURB.	STRUCTURE	ACCESSORIES	DISTURB.	SAMPLE	COLOR	DESCRIPTION
1	1							GY	Section 1, 0-31 cm is DRILLING SLURRY.  NANNOFOSSIL OOZE, dark gray to gray (5Y 4/1 to 5Y 5/1 and N6/); silty clay, dark greenish gray (5G 4/1); and diatom ooze, dark gray and gray (2.5Y 4/1 and 5Y 4/1 to 5Y 5/1) to pale yellow (5Y 7/3). The nannofossil ooze and diatom ooze often occur as interbedded lithologies. Bioturbation is common, except in the intervals of diatom ooze.
1								GY	
2								dk GY	
3								GY	
4	3							dk gn GY	
5								dk GY pal YE	
6	4							dk GY pal YE	
7								dk GY	
8	6							dk GY pal YE	
9									
10	7								
	8								

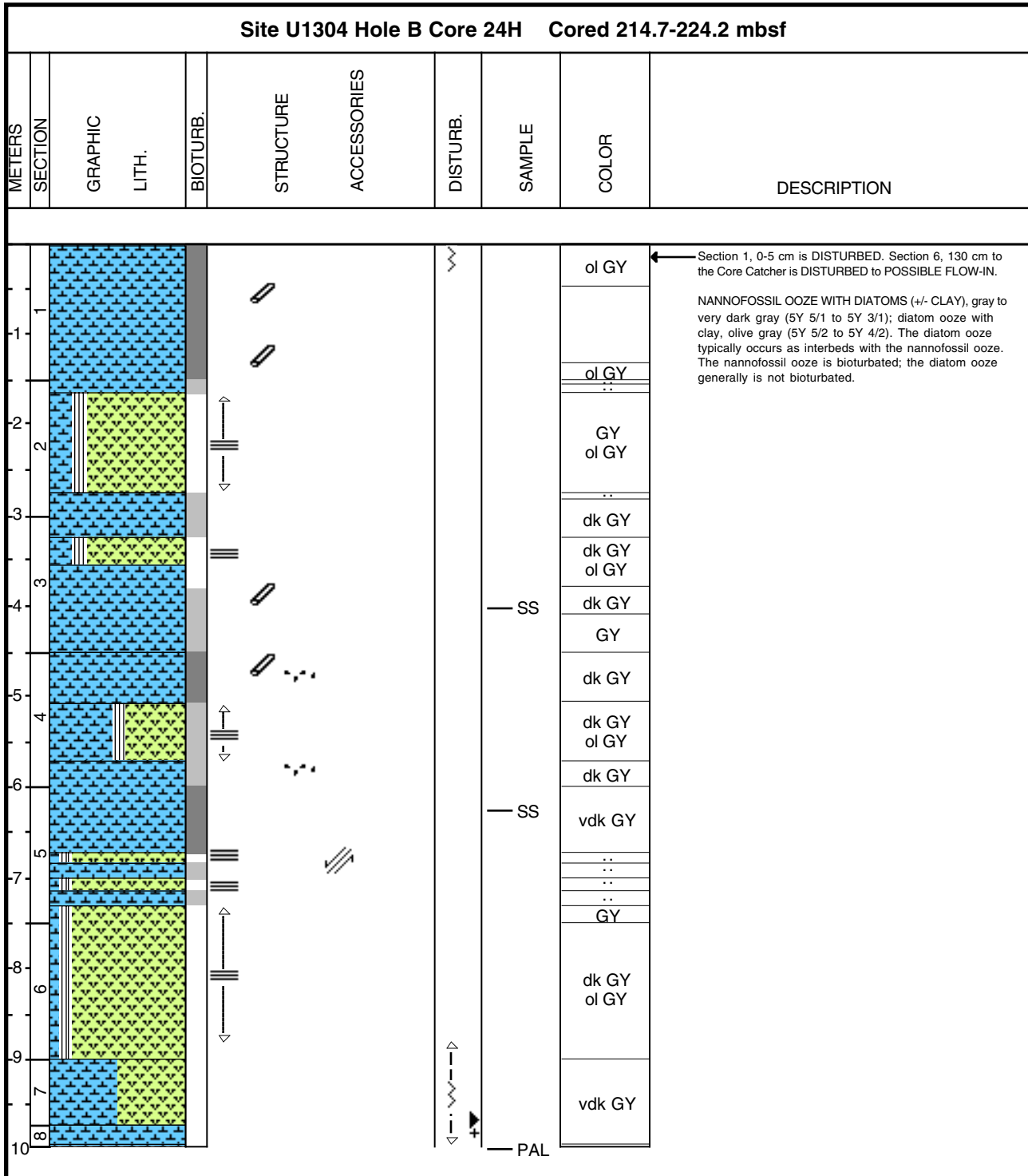




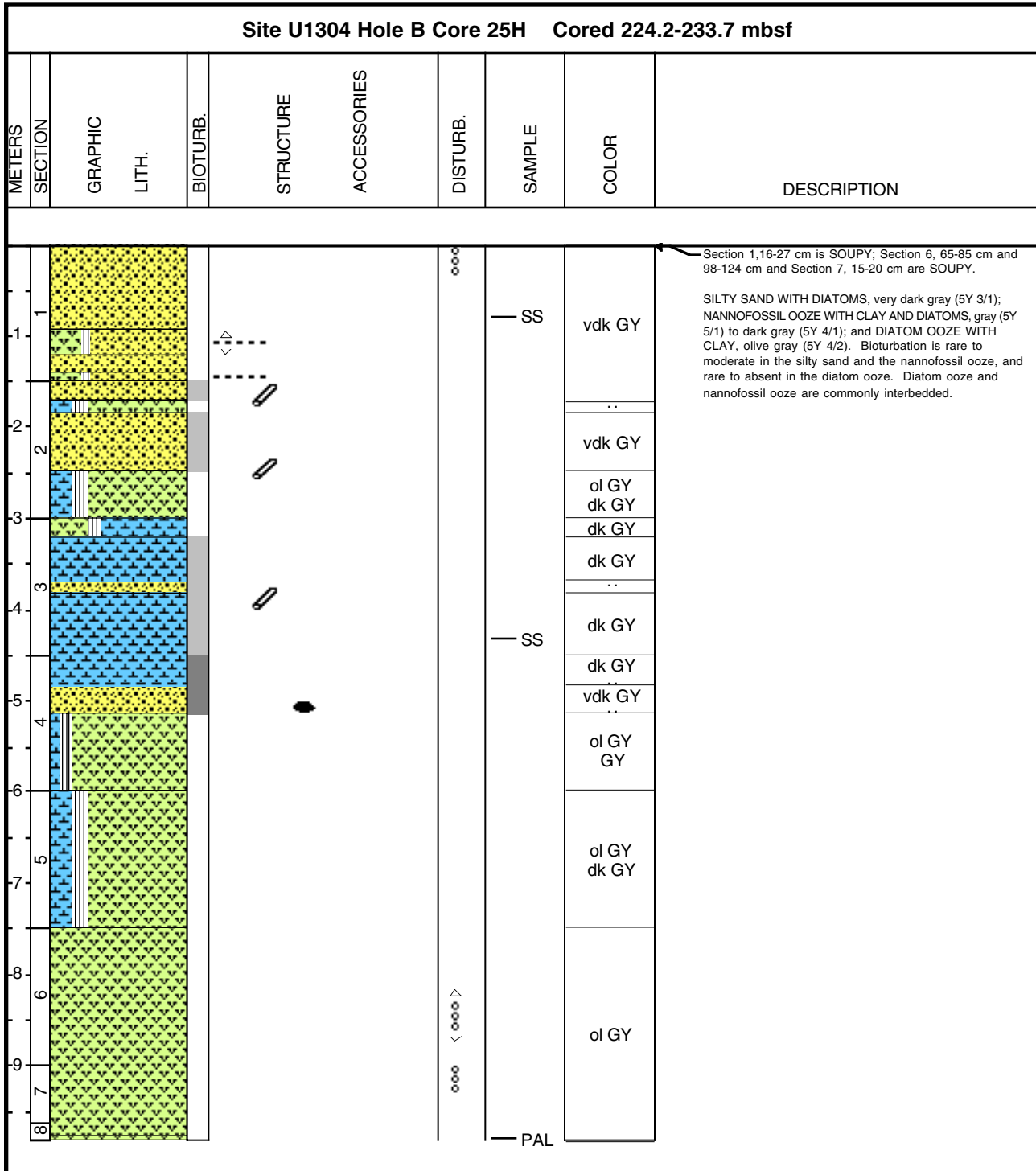
### Core Photo



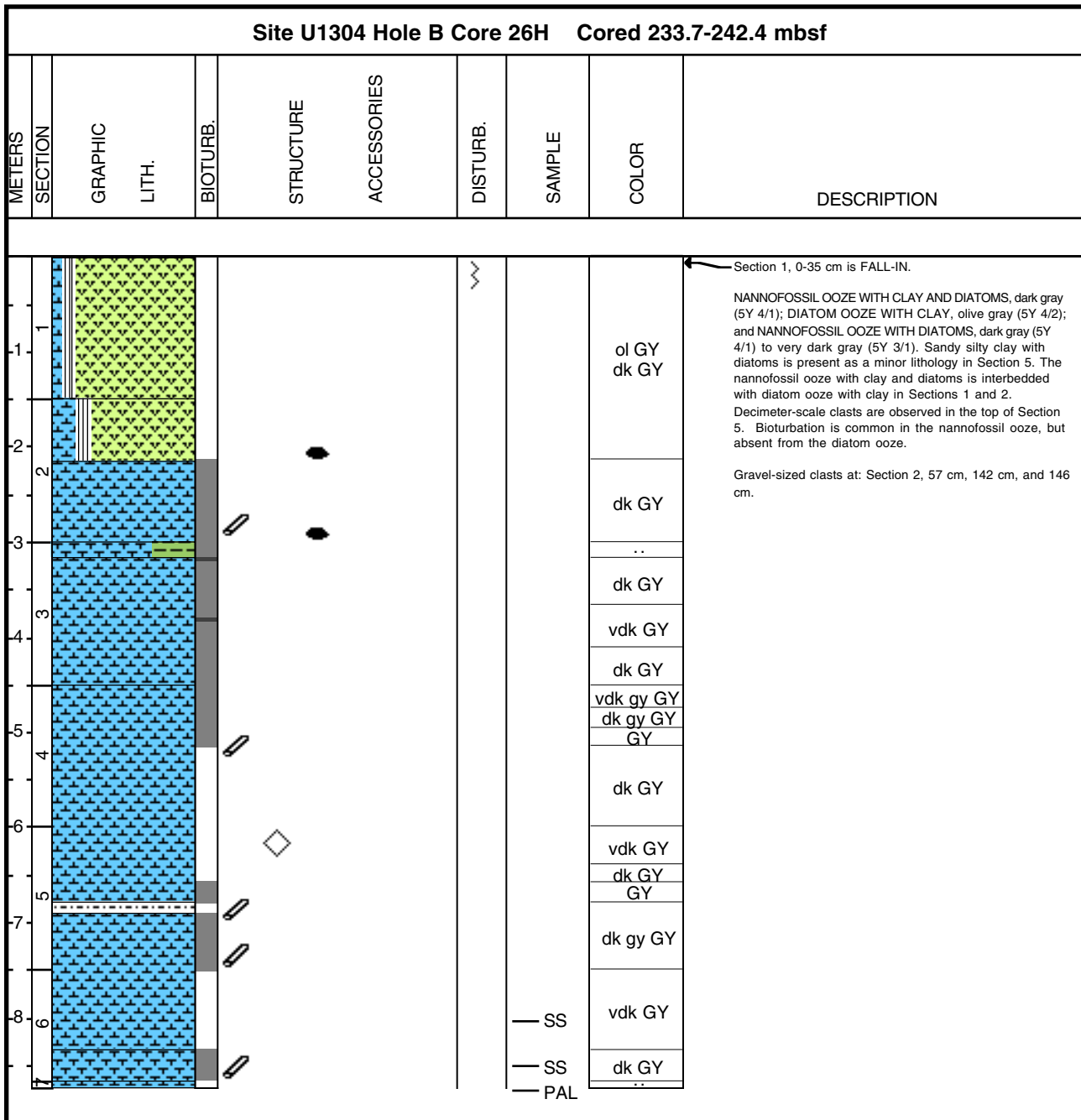
### Core Photo



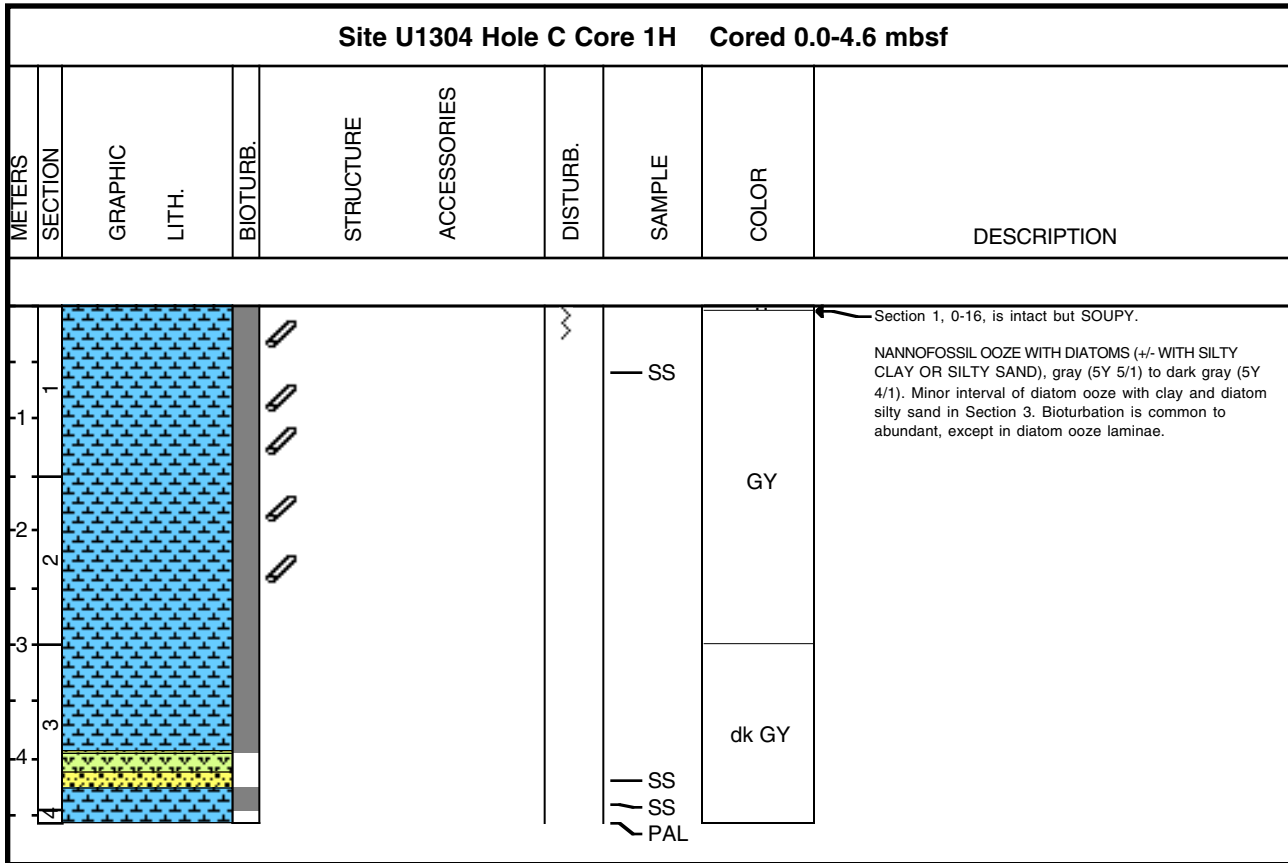
### Core Photo



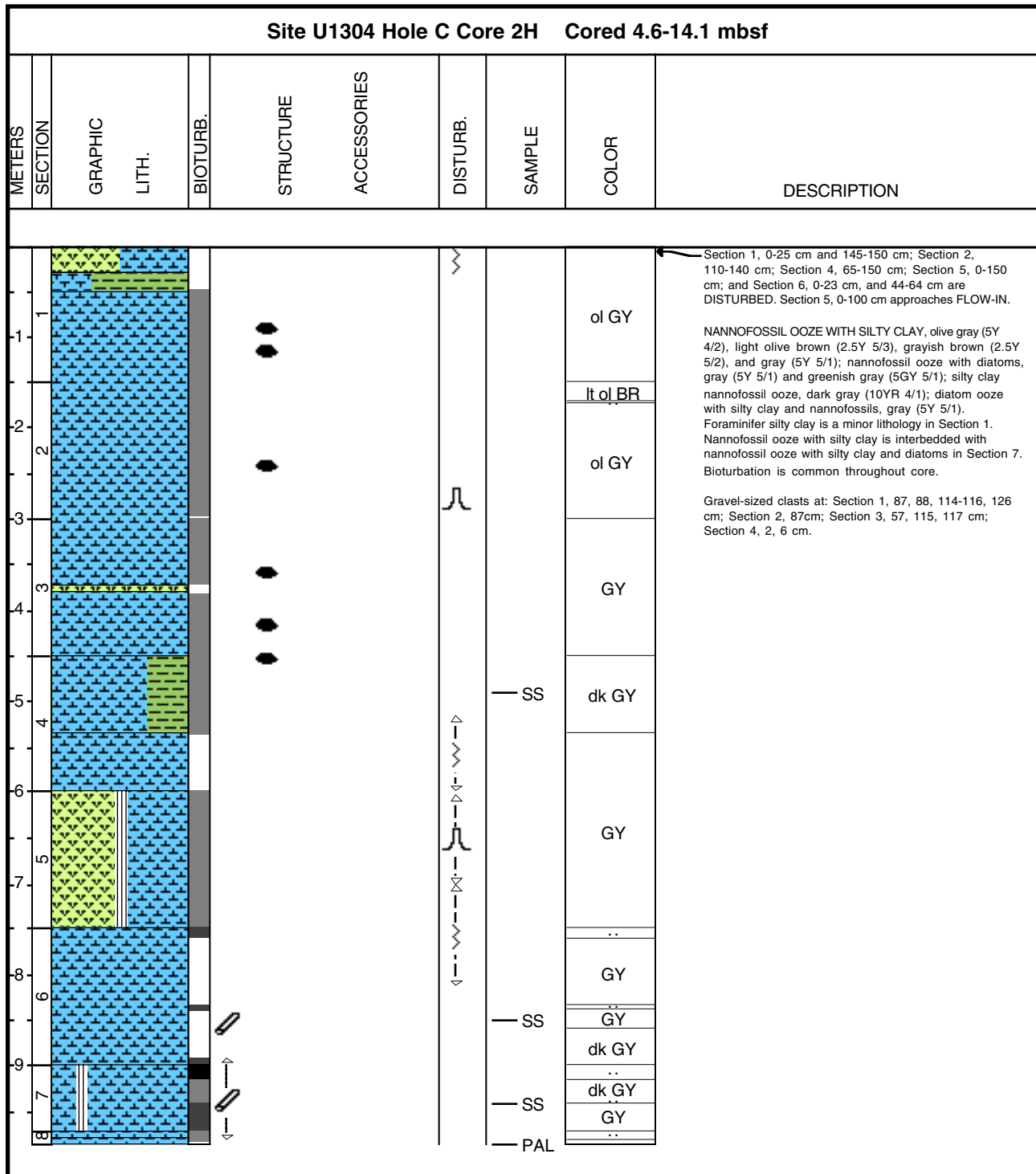
### Core Photo













### Core Photo



### Core Photo

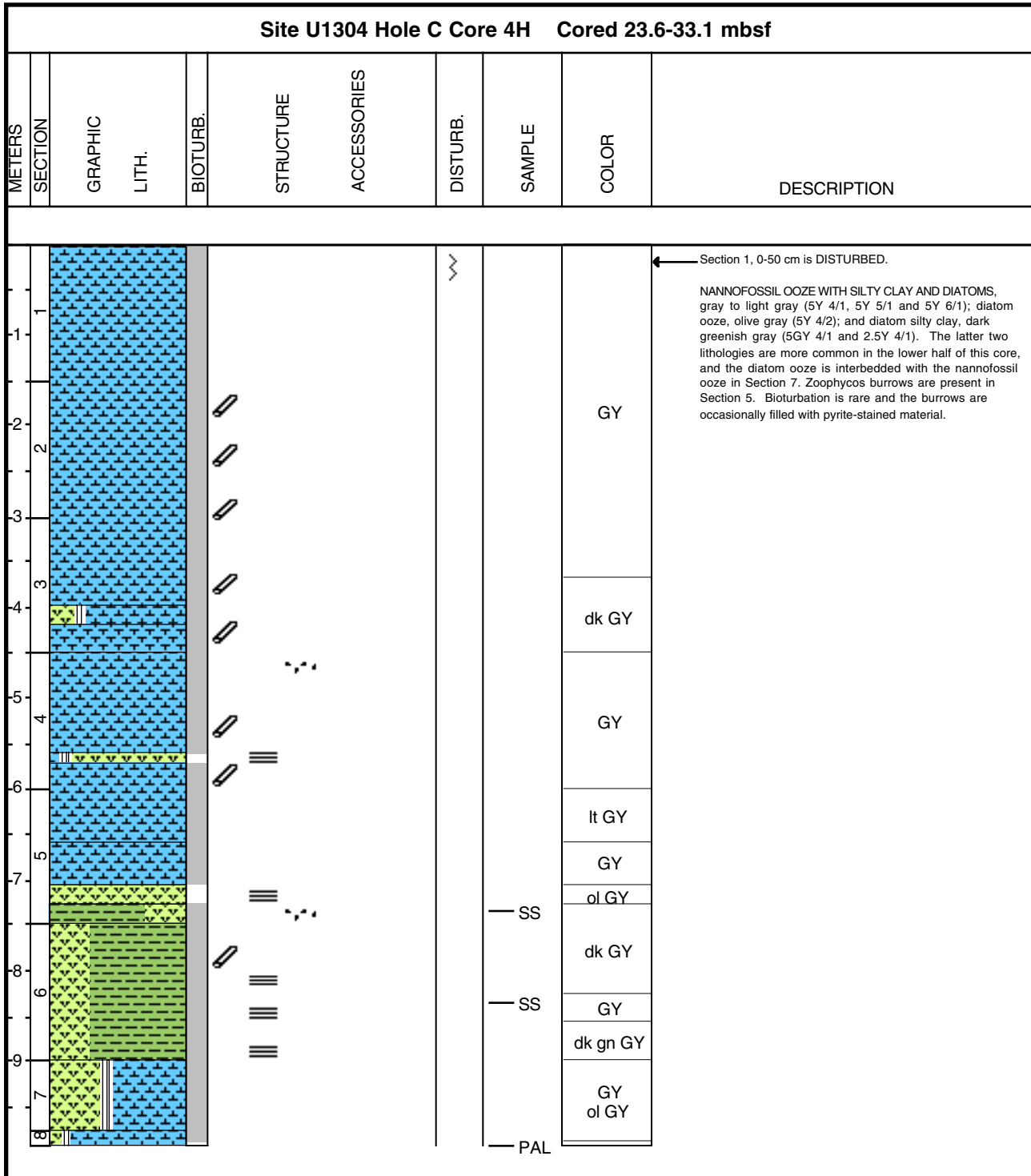


### Core Photo

Site U1304 Hole C Core 3H Cored 14.1-23.6 mbsf									
METERS	SECTION	GRAPHIC LITH.	BIOTURB.	STRUCTURE	ACCESSORIES	DISTURB.	SAMPLE	COLOR	DESCRIPTION
1								GY	<p>The entire core is HIGHLY DISTURBED TO FLOW-IN.</p> <p>NANNOFOSSIL OOZE WITH SILTY CLAY (+/- DIATOMS), gray to light gray (5Y 5/1 to 5Y 6/1); silty clay with nannofossil ooze, gray to dark gray (5Y 5/1 to 5Y 4/1); and diatom ooze, olive gray (5Y 4/2). Highly disturbed by drilling throughout, varying from vertical displacements of 15-20 cm to complete disruption and flow-in.</p>
2								GY ol GY	
3									
4								GY	
5									
6								dk GY	
7									
8									
9									
10									




### Core Photo

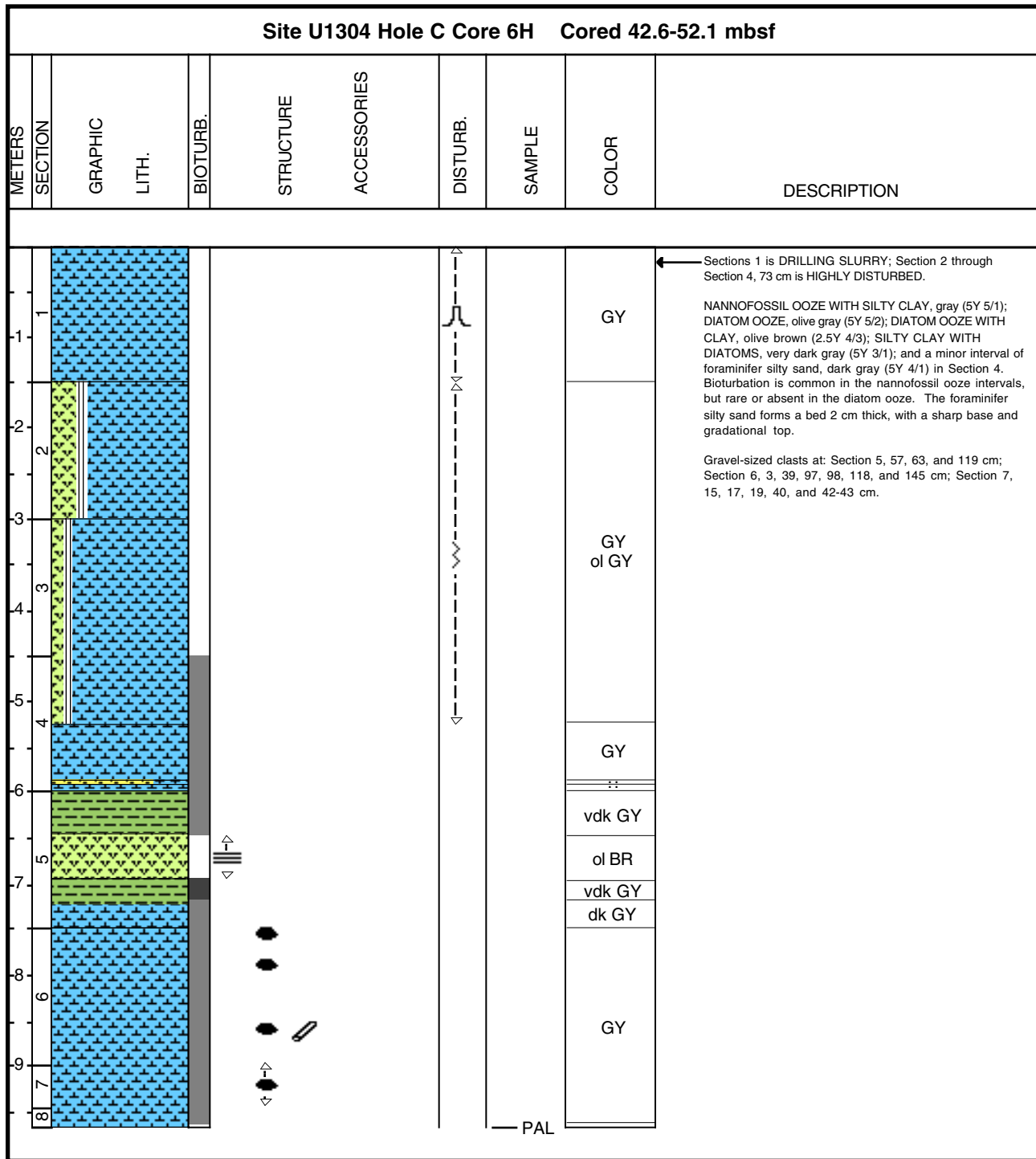




### Core Photo

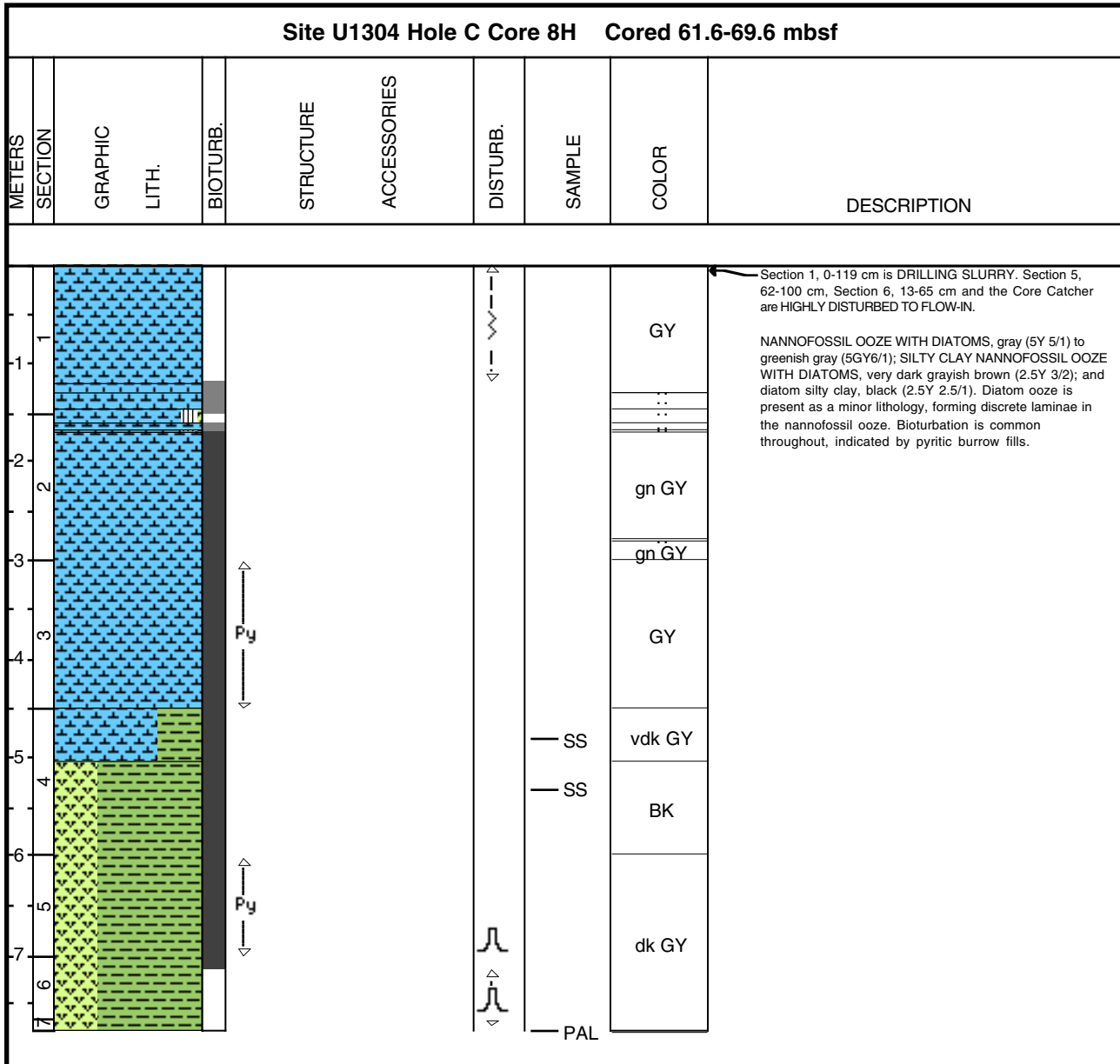


### Core Photo



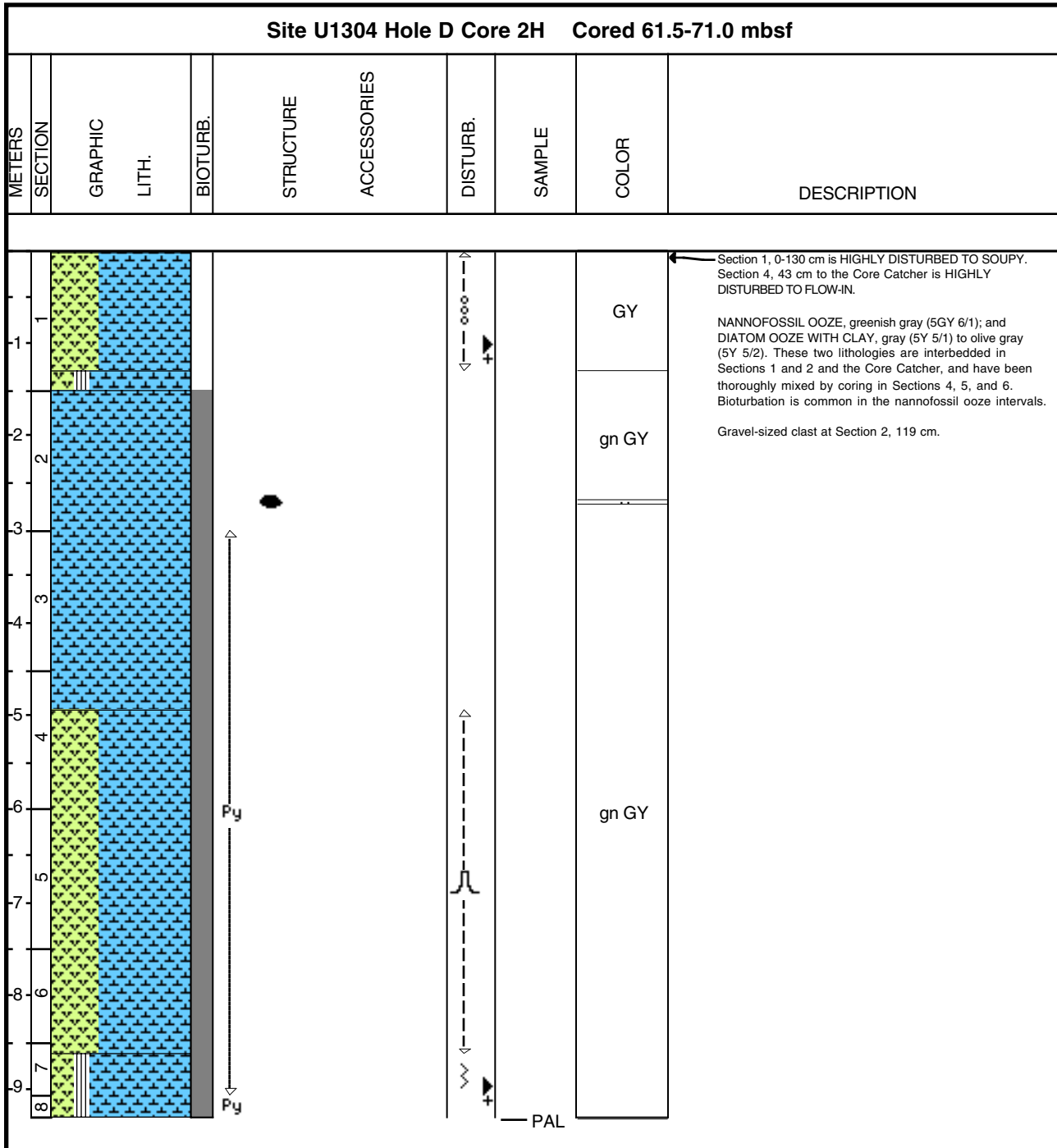


### Core Photo



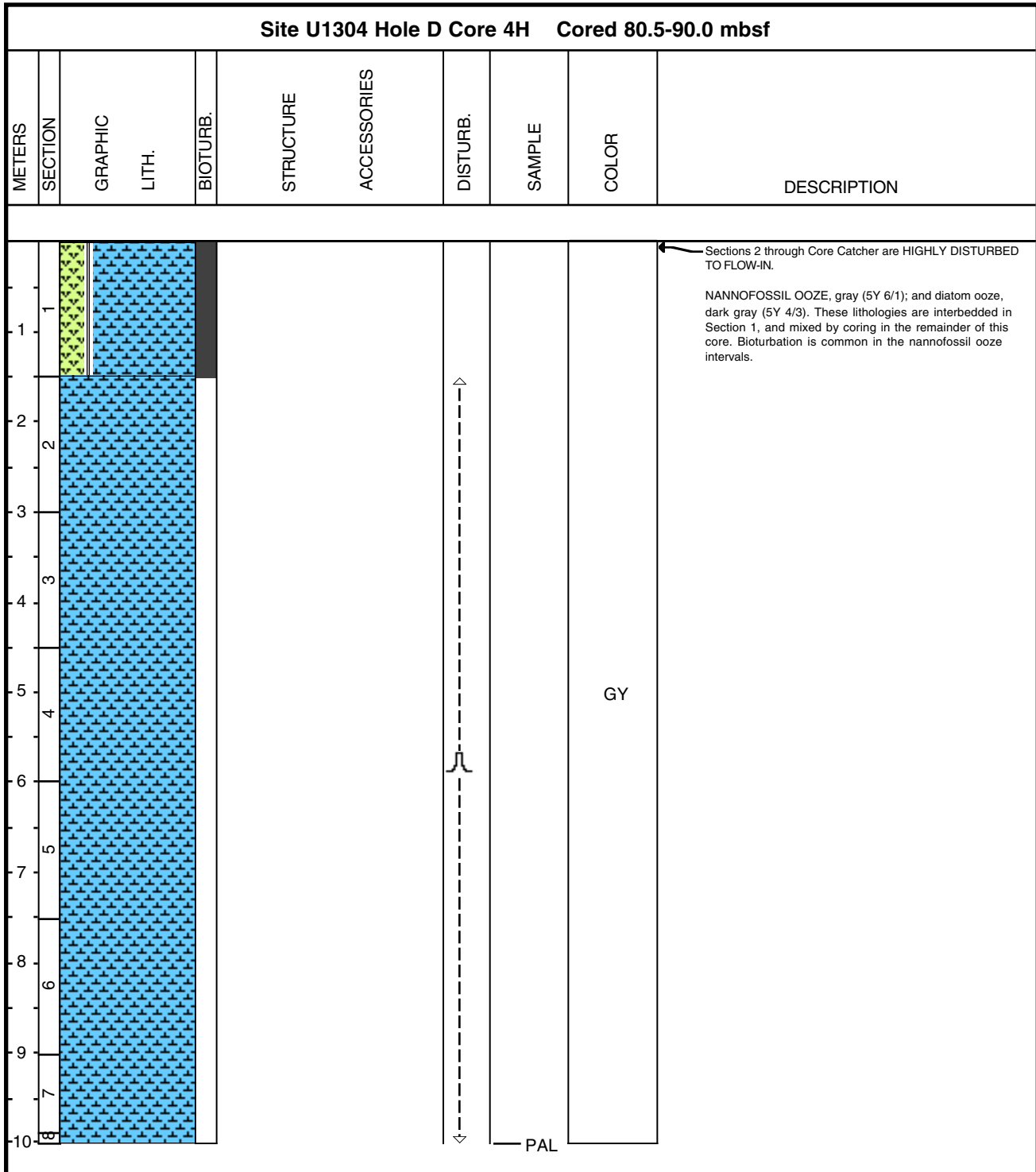


### Core Photo





### Core Photo





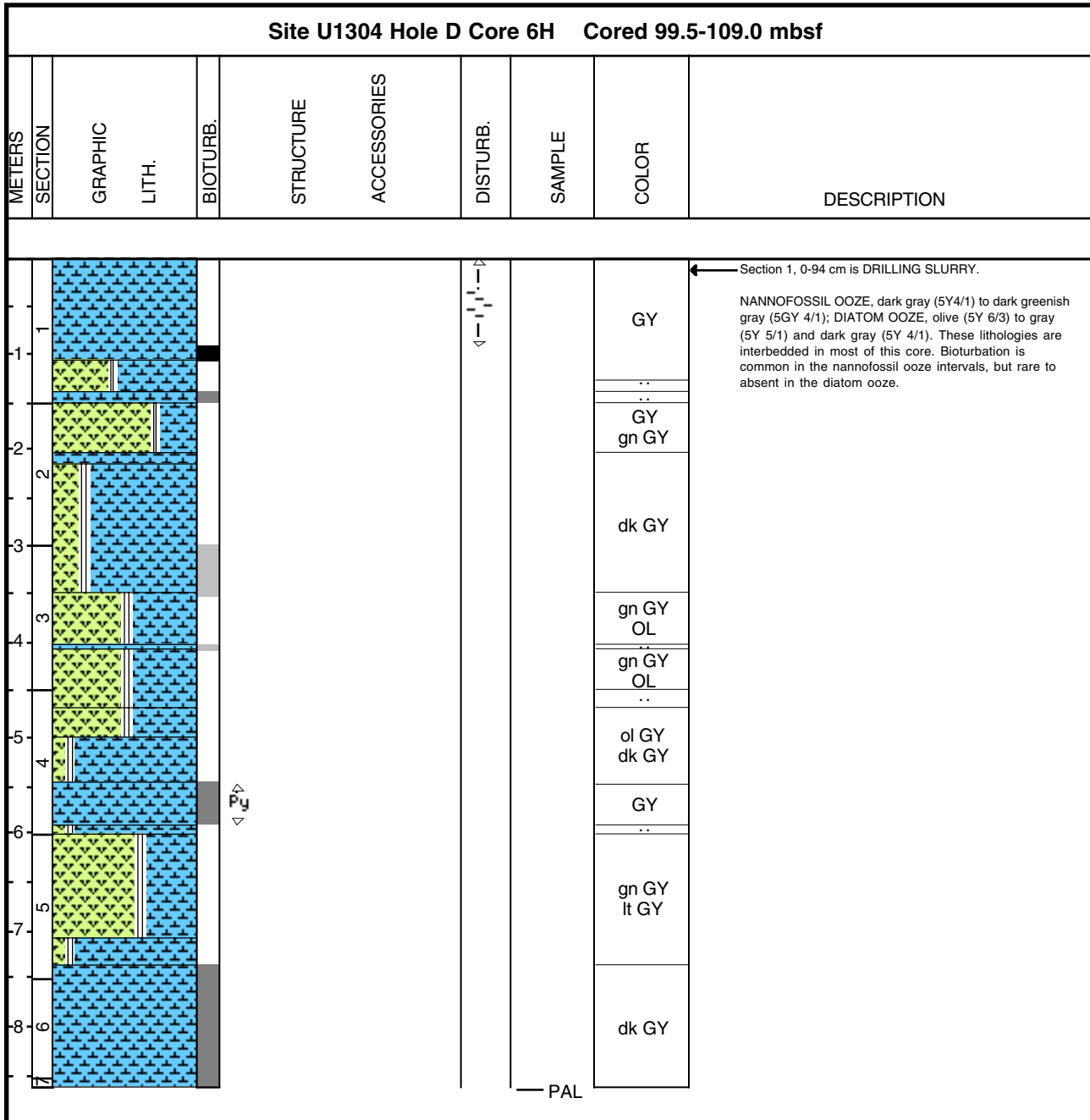
### Core Photo

Site U1304 Hole D Core 5H Cored 90.0-99.5 mbsf									
METERS	SECTION	GRAPHIC LITH.	BIOTURB.	STRUCTURE	ACCESSORIES	DISTURB.	SAMPLE	COLOR	DESCRIPTION
1								ol GY gn GY	<p>Section 1, 0-28 cm is DRILLING SLURRY.</p> <p>NANNOFOSSIL OOZE, greenish gray (5GY 5/1) to gray (5Y 5/1) and dark gray (5Y 4/1); and DIATOM OOZE, pale olive (5Y 6/4) to olive gray (5Y 5/2); with minor intervals of olive gray (5Y 5/2) diatom nannofossil ooze. Bioturbation is common in the nannofossil ooze, but rare to absent in the diatom ooze.</p>
-1								..	
2								ol GY	
								..	
								gn GY	
								..	
3								ol GY	
								gn GY	
4								dk GY	
								gn GY	
5								dk GY pal YE	
6								OL GY	
7								gn GY	
								OL	
8								dk GY pal YE	
9									
8									

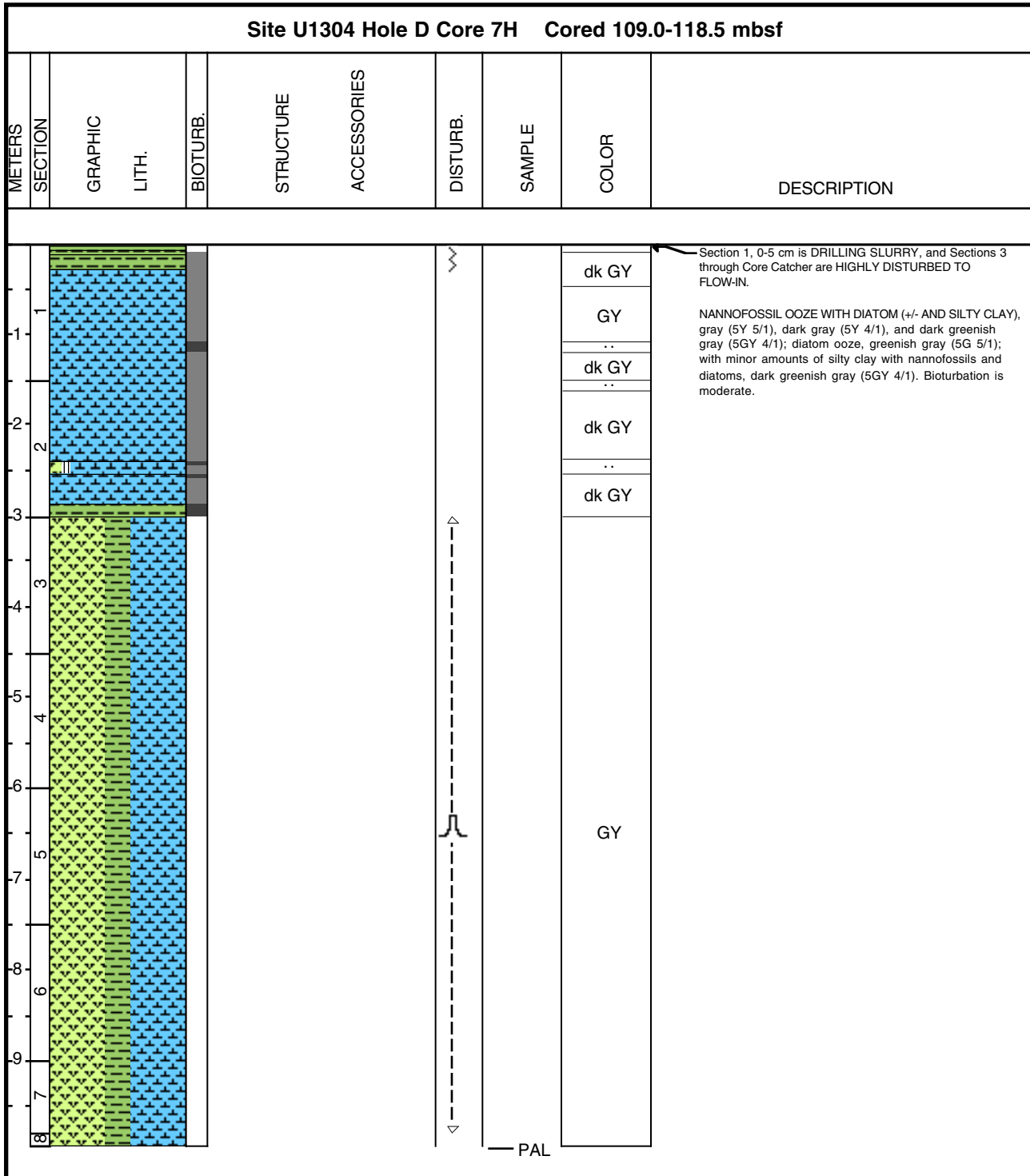
— PAL



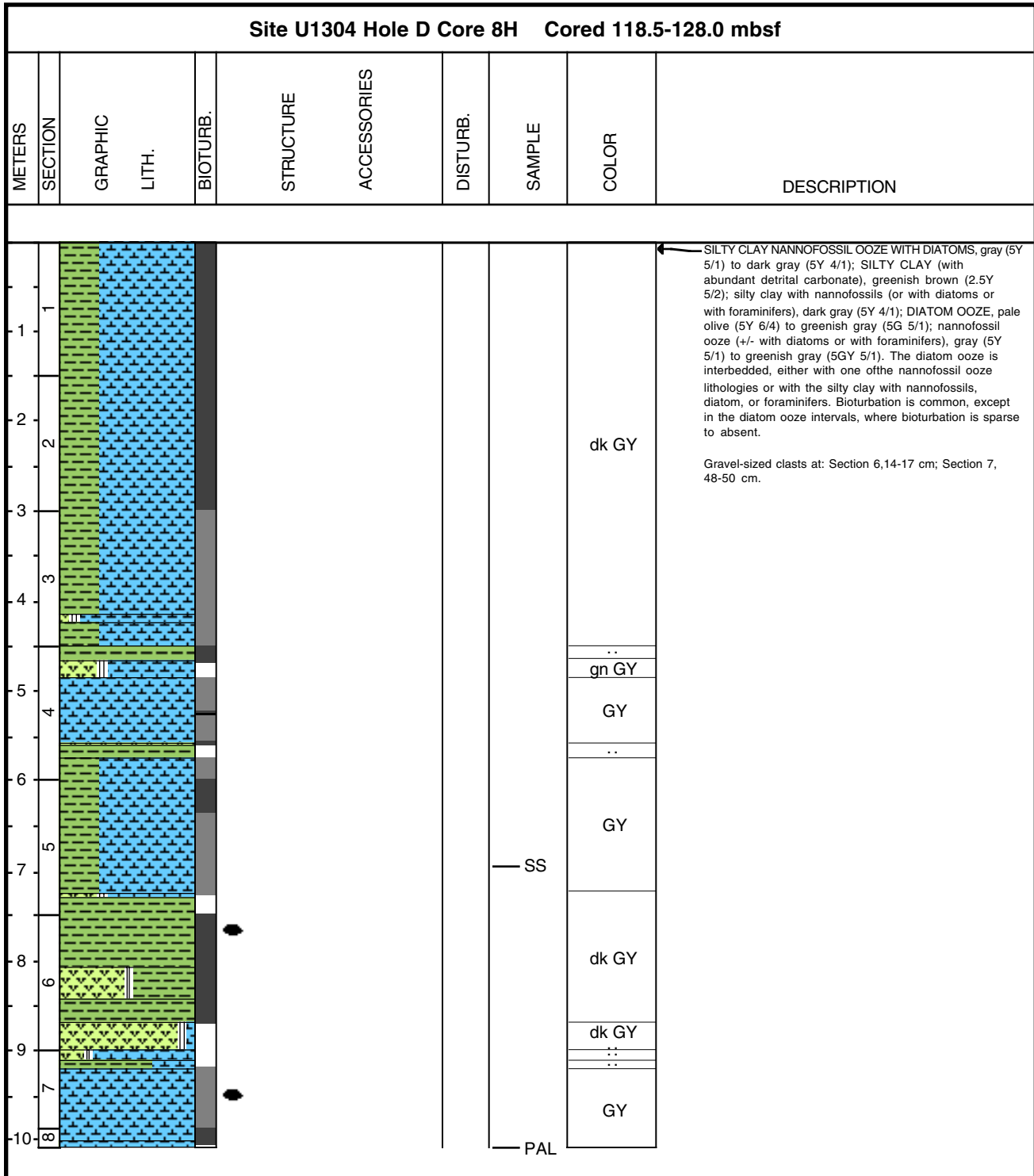
### Core Photo



### Core Photo

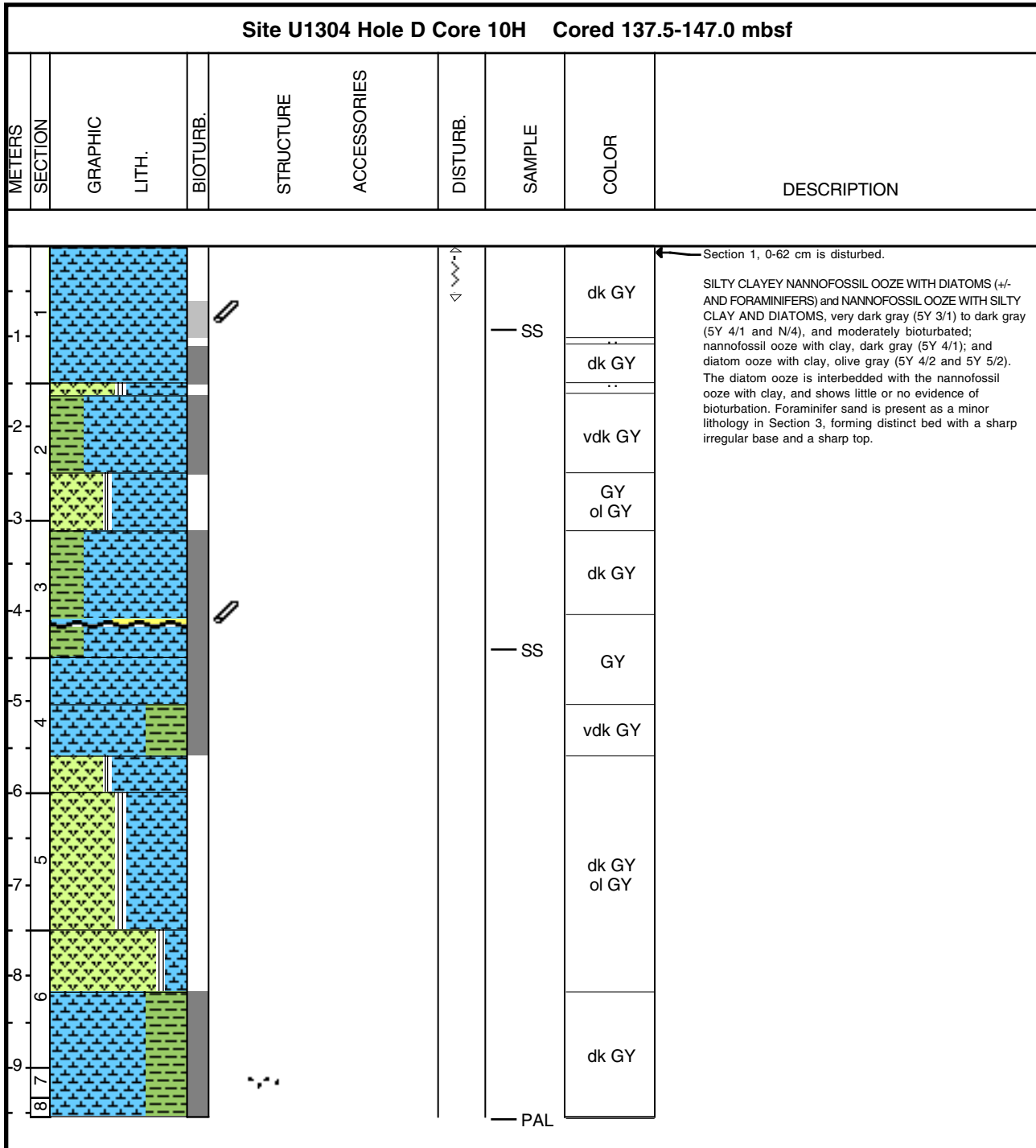


### Core Photo






### Core Photo

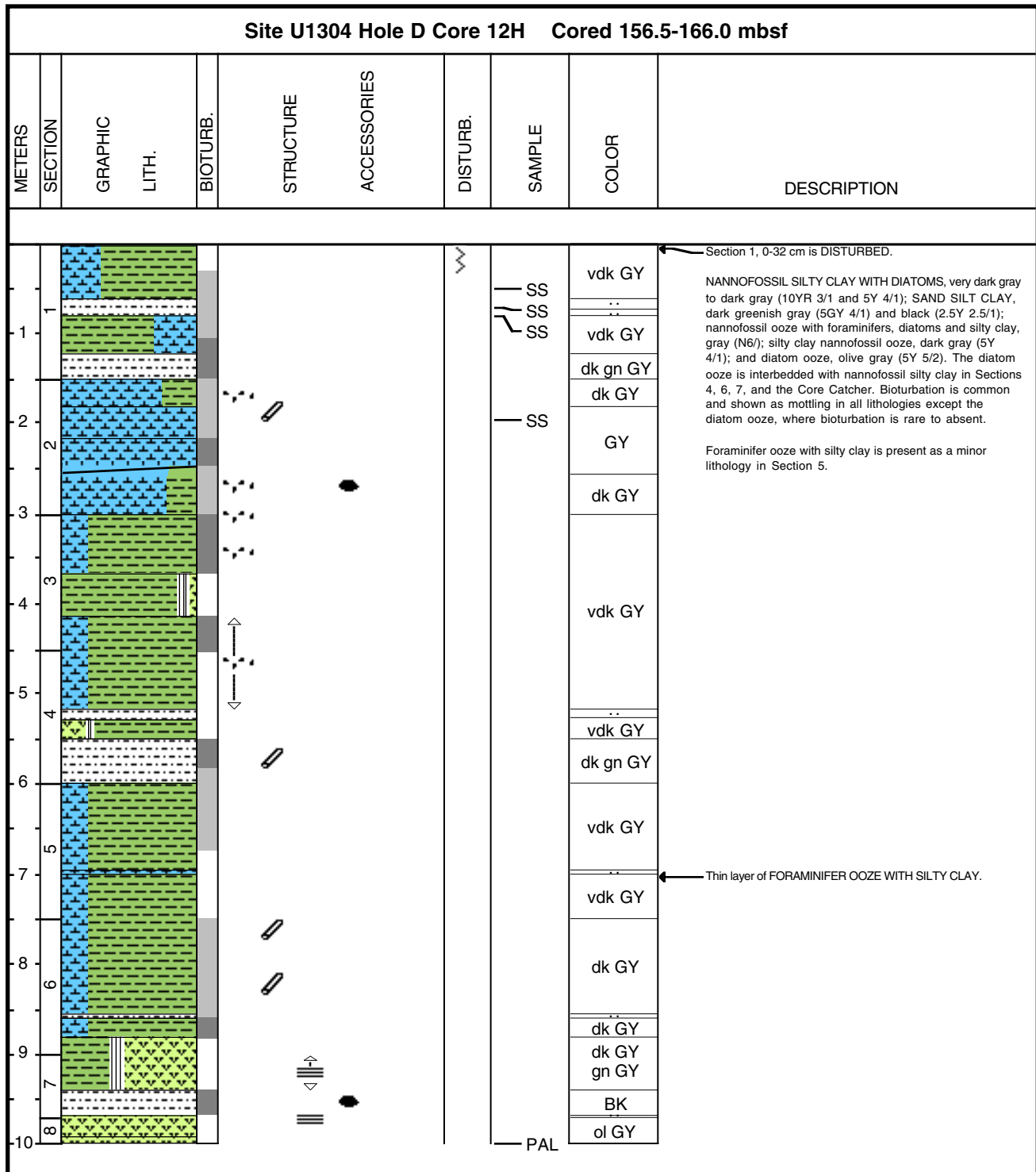


### Core Photo

Site U1304 Hole D Core 11H Cored 147.0-156.5 mbsf									
METERS	SECTION	GRAPHIC LITH.	BIOTURB.	STRUCTURE	ACCESSORIES	DISTURB.	SAMPLE	COLOR	DESCRIPTION
1							PAL		Only a Core Catcher was recovered. DIATOM OOZE WITH CLAY, dark gray (2.5Y 4/1).



### Core Photo






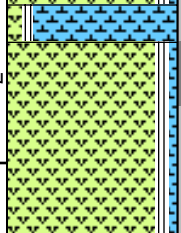



### Core Photo

Site U1304 Hole D Core 13H Cored 166.0-175.5 mbsf									
METERS	SECTION	GRAPHIC LITH.	BIOTURB.	STRUCTURE	ACCESSORIES	DISTURB.	SAMPLE	COLOR	DESCRIPTION
1	1							dk GY	<p>Section 1, 0-40 cm is DISTURBED TO HIGHLY DISTURBED.</p> <p>NANNOFOSSIL OOZE WITH SILTY CLAY AND DIATOMS, dark gray (5Y 4/1); nannofossil ooze with diatoms, gray (5Y 5/1); silty clay nannofossil ooze with diatoms, dark gray to very dark gray (5Y 3/1, 5Y 4/1 and 5Y 4/2); and diatom ooze with clay, olive gray (5Y 4/2) to dark greenish gray (5GY 4/1). Foraminifer ooze is present as a minor lithology in a one cm-thick bed in Section 7. Bioturbation is moderate to abundant in the nannofossil ooze, but rare to absent in the diatom ooze.</p> <p>Gravel-sized clasts at: Section 1, 78 and 142 cm; Section 5, 58 cm; Section 6, 100 cm.</p>
2	2							vdk GY	
3	3							GY	
4	4							dk GY	
5	5							vdk GY	
6	6							dk GY	
7	7							dk GY	
8	8							dk GY	

PAL



### Core Photo


Site U1304 Hole D Core 14H Cored 175.5-180.3 mbsf									
METERS	SECTION	GRAPHIC LITH.	BIOTURB.	STRUCTURE	ACCESSORIES	DISTURB.	SAMPLE	COLOR	DESCRIPTION
1						~			<p>Section 1, 0-42 cm is DISTURBED. Section 5, 61-114 cm is DISTURBED. The Core Catcher is DISTURBED.</p> <p>NANNOFOSSIL OOZE WITH SILTY CLAY AND DIATOMS, dark gray (5Y 4/1); DIATOM OOZE WITH CLAY, olive gray (5Y 4/2). These two lithologies are interbedded through Core 14.</p>
-1	2							GY ol GY	
-2									
-3	3								
-4	4								
-5	5					~			

### Core Photo

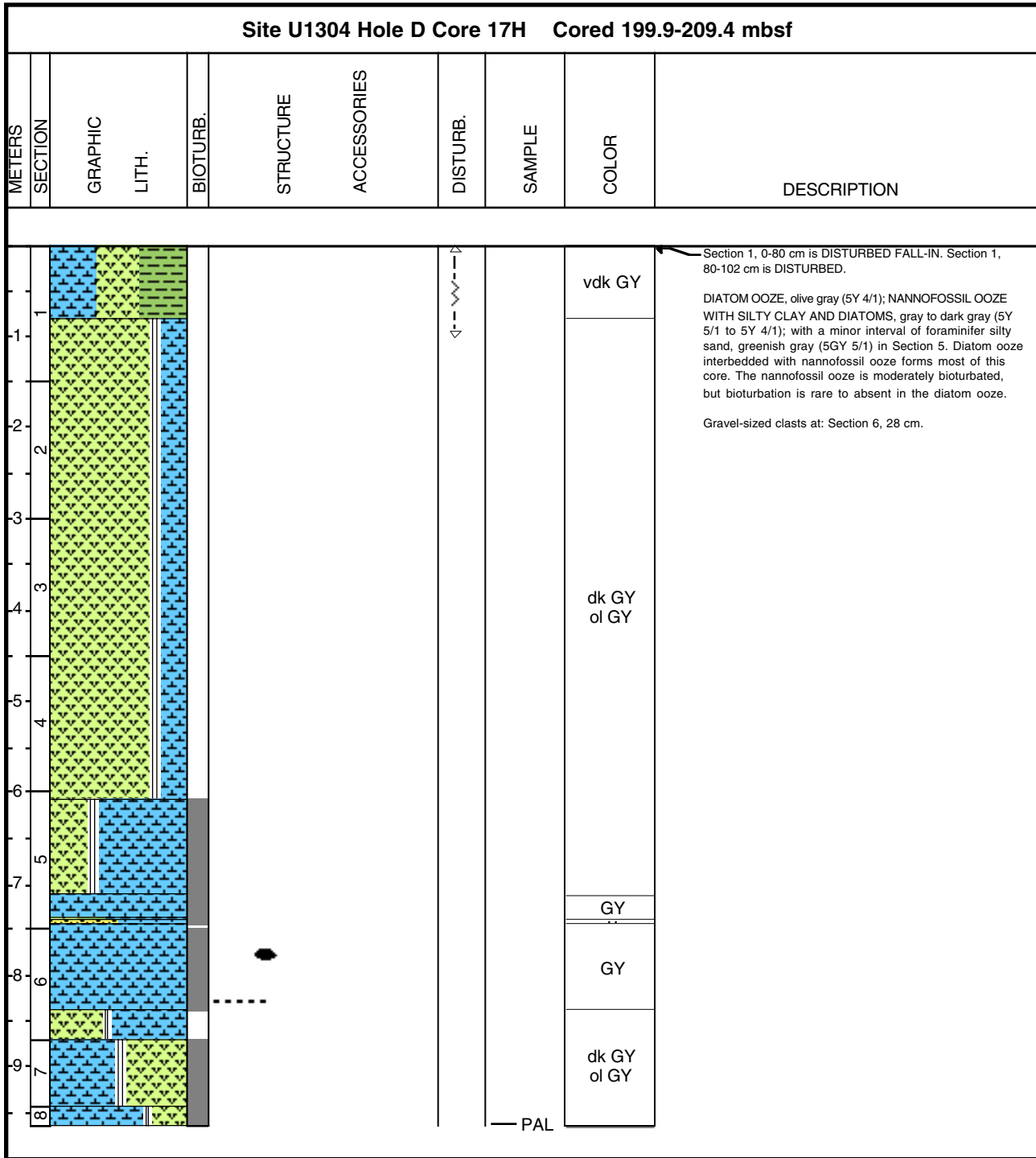
Site U1304 Hole D Core 15H Cored 181.3-190.4 mbsf									
METERS	SECTION	GRAPHIC LITH.	BIOTURB.	STRUCTURE	ACCESSORIES	DISTURB.	SAMPLE	COLOR	DESCRIPTION
1								ol GY	<p>Section 1, 0-12 cm is DISTURBED.</p> <p>NANNOFOSSIL OOZE WITH FORAMINIFERS, DIATOMS, AND SILTY CLAY, dark gray (5Y 4/1); SILTY CLAY NANNOFOSSIL OOZE WITH DIATOMS, dark gray (5Y 4/1); DIATOM OOZE (+/- WITH CLAY), olive gray (5Y 4/2); SILTY CLAY WITH FORAMINIFERS, DIATOMS, AND NANNOFOSSILS, very dark grayish brown (2.5Y 3/2); and SAND SILT CLAY WITH NANNOFOSSILS AND DIATOMS, very dark grayish brown (2.5Y 4/2). The silty clay nannofossil ooze with diatoms is interbedded with the diatom ooze through much of this core. Bioturbation is moderate in the nannofossil ooze lithologies and the silty clay, but rare to absent in the intervals of diatom ooze.</p>
-1								dk gn GY	
2								vdk gn GY	
3								GY	
4								dk GY	
5								dk ol GY	
6								ol GY	
7								dk gn GY	
8								dk GY	
9							SS	dk GY	
							SS	dk gn BR	
							PAL	dk GY	



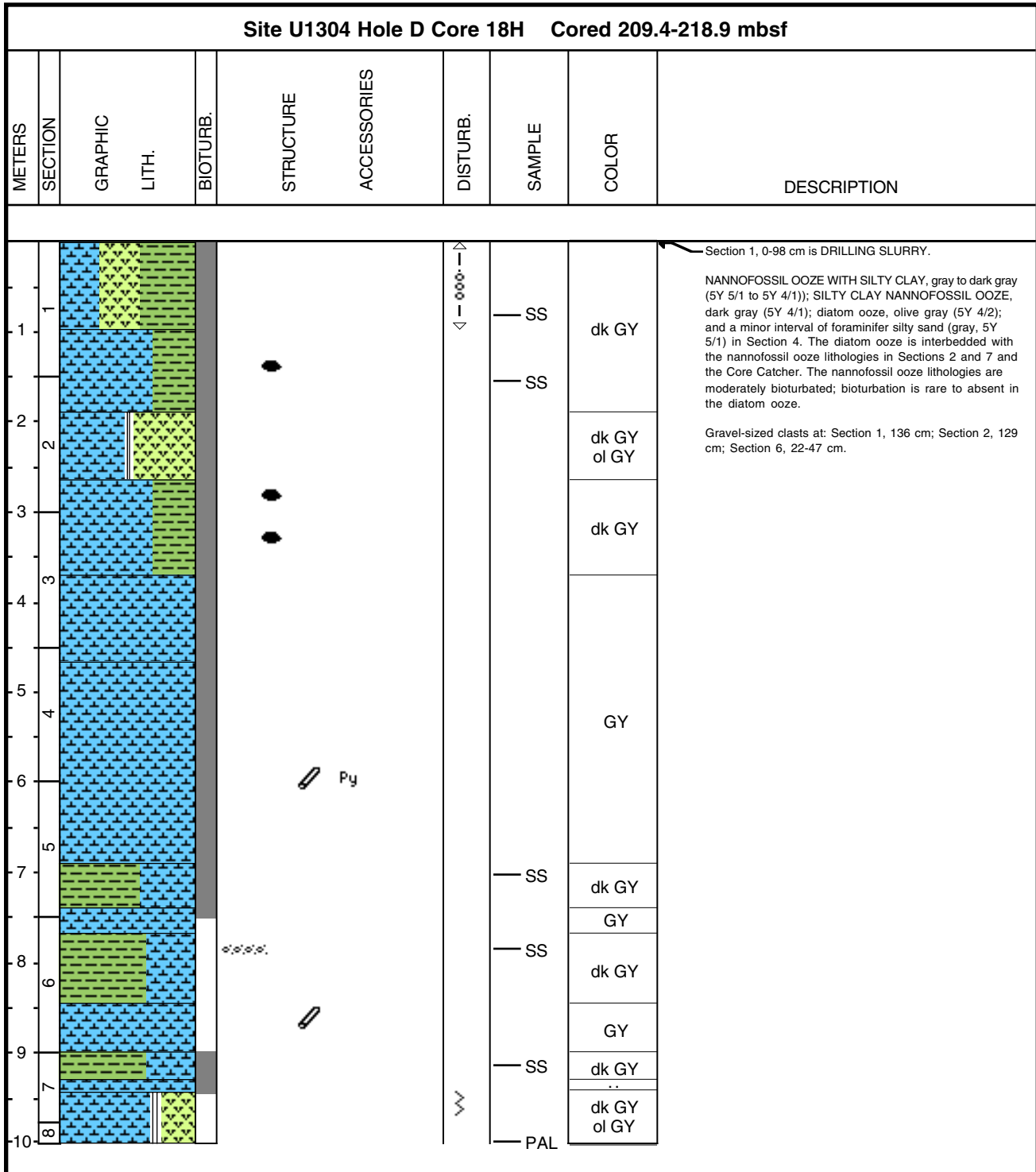
### Core Photo




### Core Photo



### Core Photo



### Core Photo




### Core Photo

Site U1304 Hole D Core 20H Cored 228.4-234.4 mbsf									
METERS	SECTION	GRAPHIC LITH.	BIOTURB.	STRUCTURE	ACCESSORIES	DISTURB.	SAMPLE	COLOR	DESCRIPTION
1	1							GY	Section 4, 30 cm through Core Catcher is DISTURBED TO FLOW-IN  DIATOM OOZE, olive gray (5Y4/2); NANNOFOSSIL OOZE WITH CLAY or WITH SILTY CLAY, dark gray (5Y 4/1); these two lithologies are interbedded in much of Core 20. Bioturbation is moderate in the nannofossil ooze intervals, but rare to absent in the diatom ooze.  Gravel-sized clast at: Section 40-46 cm.
-1								dk GY	
								ol GY	
-2	2							ol GY	
-3								ol GY	
-4	3							ol GY dk GY	
-5	4							ol GY	
5	5								



### Core Photo







Core	Type	Section	Top (cm)	Depth (mcd)	Lithology	Texture			Minerals											Biogenic								Remark		
						Sand	Silt	Clay	Quartz	Feldspar	Muscovite	Biotite	Chlorite	Calcite	Dolomite	Amphibole	Clay	Opauques	Fe Oxide	Glauconite	Volcanic Glass	Foraminifers	Diatoms	Radofolarians	Nannofossils	Coccolithes	Sponge		Silicoflagellates	Dinoflagellate
<b>Hole A (continued)</b>																														
13	H	5	64	138.76	D	10	20	70																					Nannofossil ooze with foram silty clay	
13	H	7	13	141.25	M	85	10	5	40																				Sand foraminifer ooze	
14	H	4	80	148.40	D	60	20	20	5																				Diatom ooze	
15	H	1	102	153.98	M	5	10	85	25	2																			Clay	
15	H	1	40	153.36	D	10	20	70	4																				Diatom nannofossil ooze	
15	H	3	79	156.75	D	15	20	65	5																				Silty clay nannofossil ooze with forams, diatoms	
15	H	3	3	155.99	D	10	15	75																					Nannofossil ooze with diatoms, forams	
15	H	4	18	157.64	D	15	25	60																					Nannofossil ooze with diatoms, forams, silty clay	
15	H	7	6	162.02	D	15	25	60	5																				Diatom nannofossil ooze with forams, silty clay	
16	H	1	58	164.10	D	5	30	65																					Nannofossil ooze with diatoms	
16	H	1	10	163.62	D	5	50	45	8																				Diatom ooze with clayey silt and nannofossils	
16	H	1	2	163.54	D	20	30	50	50																					Silty clay
16	H	1	89	164.41	M	80	10	10	5																					Foraminifer ooze with nannofossils, sands
16	H	1	100	164.52	D	5	5	90	1																				Nannofossil ooze with diatoms, clays	
17	H	1	10	174.84	D	10	40	50	50																					Silty clay
17	H	1	20	174.94	D	10	10	80																						Nannofossil ooze
17	H	2	90	177.14	M	15	25	60																						Nannofossil ooze with diatoms, silty clay
16	H	2	145	166.47	D	50	30	20	90																					Silty sand
17	H	3	40	178.14	D	10	30	60																						Nannofossil ooze with diatoms, silty clay
18	H	1	80	185.71	D	0	30	70	20																					Silty clay nannofossil ooze
18	H	7	26	194.17	D	0	10	90																						Nannofossil ooze with foraminifers
18	H	2	53	186.94	D			100	tr																					Nannofossil ooze with foraminifers
20	H	5	90	206.77	D		30	70	10																					Silty clayey nannofossil ooze with diatoms
20	H	7	71	209.58	M	33	33	33	60	tr																				Sand silt clay with diatoms
20	H	6	26	207.63	D	10	30	60	10	tr																				Nannofossil ooze with diatoms silty clay and foraminifers
21	H	5	70	217.08	D		20	80	10	tr																				Silty clayey nannofossil ooze with diatoms
21	H	7	15	219.53	D	2	3	5	tr																					Nannofossil ooze
21	H	3	124	214.61	M	40	30	20	15	tr																				Volcanic glass
22	H	7	71	229.85	M		30	70	10																					Nannofossil ooze w/diatoms, foraminifers, slity clay
23	H	1	148	231.77	D		30	70	15																					Silty clayey nannofossil ooze with diatoms and foraminifers
23	H	4	115	235.99	D		50	50	2.5																					Nannofossil ooze with foraminifers
24	H	2	28	242.92	D	50	30	20	3																					Diatom ooze with nannofossils
24	H	4	50	246.14	M	5	40	55	44	3	tr	tr																		Silty clay with diatoms
25	H	2	79	250.69	D	15	20	65	77																					Silty clay with diatoms
25	H	1	133	249.73	D	30	20	50	28																					Sandy silt nannofossil ooze with forams
25	H	4	45	253.35	D	15	20	65	40																					Silty clay
26	H	3	79	262.18	D	5	15	80																						Nannofossil ooze with diatoms, clays
26	H	3	48	261.87	D	15	30	55	40																					Silty clay
<b>Hole B</b>																														
1	H	1	8	0.08	M	5	5	90																						Nannofossil ooze
1	H	1	13	0.13	M	10	5	85																						Nannofossil ooze w/ diatoms
1	H	1	23	0.23	D	10	5	85																						Nannofossil ooze w/diatoms
1	H	1	146	1.46	D	10	5	85																						Nannofossil ooze w/ diatoms
1	H	3	55	3.55	D	40	30	20	10																					Sandy silt diatom ooze w/ forams, nannofossils
1	H	3	113	4.13	M	10	30	60	5																					Diatom silty clay with nannofossils, forams
1	H	3	92	3.92	M	50	20	30	5																					Clayey sand foram ooze w/ nannofossils, diatoms
1	H	4	47	4.97	D	30	30	40	30																					Diatom silty clay with forams
1	H	5	102	7.02	D	10	5	85																						Nannofossil ooze w/ diatoms
1	H	6	30	7.80	D	20	20	60	10																					Silty clay nannofossil ooze w/ diatoms, forams
2	H	3	92	11.94	D	40	30	20	30																					Diatom sandy silt w/ forams, nannofossils
2	H	3	20	11.22	D	5	20	75	5																					Nannofossil ooze w/ diatoms, clay
2	H	2	120	10.72	D	5	20	75	20																					Nannofossil ooze w/ clay
3	H	3	98	22.55	D	20	30	50	25																					Diatom silty clay





Core	Type	Section	Top (cm)	Depth (mcd)	Lithology	Texture			Minerals										Biogenic							Remark			
						Sand	Silt	Clay	Quartz	Feldspar	Muscovite	Biotite	Chlorite	Calcite	Dolomite	Amphibole	Clay	Opaque	Fe Oxide	Glauconite	Volcanic Glass	Foraminifers	Diatoms	Radolarians	Nannofossils		Coccolithes	Sponge	Silicoflagellates
<b>Hole C (continued)</b>																													
4	H	5	133	34.03	D	30	30	40	20										tr		25		5					Diatom sand-silty clay	
4	H	6	83	35.03	D	20	30	50	30												30		10					Diatom silty clay	
5	H	1	70	36.85	D	5	20	75	10											tr	20		5					Silty clay with diatoms	
5	H	1	125	37.40	M	10	30	60	40												5		5					Silty clay	
8	H	4	30	71.69	D	10	20	70	15												5	10	50					Silty clay nannofossil ooze with diatoms	
8	H	4	80	72.19	D	10	20	70	20												3	25	5					Silty clay with diatoms	
<b>Hole D</b>																													
8	H	5	93	140.16	D	10	30	60	20												5	10	60					Silty clayey nannofossil ooze with diatoms	
9	H	5	93	150.15	D	10	20	70	5												15	15	55					Nannofossil ooze with silty clay, foraminifera and diatoms	
10	H	3	140	157.30	D	20	30	50	5	2											10	15	48					Silty clay nannofossil ooze with foraminifers and diatoms	
10	H	1	88	153.78	D	15	25	60	10	2											tr	20	tr	53				Nannofossil ooze with silty clay and diatoms	
12	H	2	45	175.84	D	5	20	75	5												10	10	65					Nannofossil ooze with silty clay, foraminifera and diatoms	
12	H	1	50	174.39	D	5	35	60	30														30					Nannofossil silty clay with diatoms	
12	H	1	70	174.59	M	33	33	33	85												tr								Sand silt clay
12	H	1	78	174.67	M	33	33	33	85																				Sand silt clay
15	H	6	3	209.47	D	15	20	65	45															30				Sandy silty clay with nannofossils and diatoms	
15	H	6	87	210.31	D	10	40	50	10														15	60				Silty clay nannofossil ooze with diatoms	
16	H	5	50	219.10	D	20	30	50	5														20	10	65			Nannofossil ooze with diatoms and foraminifers	
16	H	6	40	220.50	D	5	30	65	50															5	30			Nannofossil silty clay	
18	H	6	34	239.32	D	15	20	65	27															5	50			Silty clay nannofossil ooze	
18	H	2	3	233.01	M	20	30	50	20																				Silty clay nannofossil ooze with diatoms
18	H	5	100	238.48	M	10	20	70	50															5	30			Nannofossil silty clay	
18	H	7	12	240.60	M	20	30	50	30																				Nannofossil silty clay
18	H	1	79	232.27	D	10	20	70																					Nannofossil ooze with diatoms, forams, silty clay
19	H	2	59	245.93	D	5	10	85																					Nannofossil ooze with clay, diatoms
19	H	2	78	246.12	D	10	10	80	10																				Clay nannofossil ooze
19	H	2	100	246.34	M	20	30	50																					Diatom silty clay
19	H	2	135	246.69	D	10	20	70	50																				Silty clay with diatoms