





IODP-MSP (Exp. 364) VISUAL SECTION UNIT DESCRIPTION

Exp. 364	Site 77	Hole A	Core 116	Type R	Section 3
-------------	------------	-----------	-------------	-----------	--------------

Date 1.10.16	Time	Observers MR, AR, LF, NT
-----------------	------	-----------------------------

[cm]	Image	Unit #	Lithology	Veins and Alteration	Structures	Core Disturbance	CT	Description
0		1	Granite					Coarse-grained granite, with K-feld phenocryst (up to 3cm), plag (1.5cm), Qtz (2cm), and biotite (0.5cm).
10								@ 25-35cm - increased amount of biotite
20								Thin veins (<1mm) with white filling.
30								P: 10/45 L: 90/3 - (3)
40								P: 25/34 L: 0/28 - (3)
50								CT = granite facies
60								
70								
80								
90								
100								
110								
120								
130								
140								
150								
160								