




IODP-MSP (Exp. 364) VISUAL SECTION UNIT DESCRIPTION

Exp. 364	Site 77	Hole A	Core 130	Type R	Section 2
-------------	------------	-----------	-------------	-----------	--------------

Date 1/10/16	Time 2 ⁰⁰ :10	Observers UR, XL, DK
-----------------	-----------------------------	-------------------------

[cm]	Image	Unit #	Lithology	Veins and Alteration	Structures	Disturbance	Core	CT	Description
<div style="display: flex; flex-direction: column; align-items: center;"> <div style="margin-bottom: 5px;">0</div> <div style="margin-bottom: 5px;">10</div> <div style="margin-bottom: 5px;">20</div> <div style="margin-bottom: 5px;">30</div> <div style="margin-bottom: 5px;">40</div> <div style="margin-bottom: 5px;">50</div> <div style="margin-bottom: 5px;">60</div> <div style="margin-bottom: 5px;">70</div> <div style="margin-bottom: 5px;">80</div> <div style="margin-bottom: 5px;">90</div> <div style="margin-bottom: 5px;">100</div> <div style="margin-bottom: 5px;">110</div> <div style="margin-bottom: 5px;">120</div> <div style="margin-bottom: 5px;">130</div> <div style="margin-bottom: 5px;">140</div> <div style="margin-bottom: 5px;">150</div> <div style="margin-bottom: 5px;">160</div> </div>			<p>IMP Target rock Granite</p>	<p>← green mineralization</p>					<p>color: 7.5 YR, 7/4. CT: dark grey</p> <p>Coarse grain size granite 30 - 44cm biotite rich.</p> <p>Strongly deformed</p> <p>white veins indicate shearing</p>