




# IODP-MSP (Exp. 364) VISUAL SECTION UNIT DESCRIPTION

Exp. 364	Site 77	Hole A	Core 153	Type R	Section 3
-------------	------------	-----------	-------------	-----------	--------------

Date 2/10/16	Time 20:56	Observers UR, XL, JK
-----------------	---------------	-------------------------

[cm]	Image	Unit #	Lithology	Veins and Alteration	Structures	Disturbance	Core	CT	Description
0 10 20 30 40 50 60 70 80 90 100 110 120 130 140 150 160			IMP Target rock granite						<p>color: 7.5 YR. 7/4</p> <p>CT: dark grey</p> <p>Coarse grain size granite</p> <p>weakly deformed</p> <p>Fault:</p> <p>44cm: 150/54, 104/60 -3</p> <p>12cm: 020/36, 310/15 -3</p> <p>Small (&lt;1mm) green mineral inclusions associated w/ biotite.</p>