


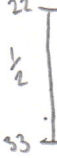



IODP-MSP (Exp. 364) VISUAL SECTION UNIT DESCRIPTION

Exp. 364	Site 77	Hole A	Core 156	Type R	Section 2
-------------	------------	-----------	-------------	-----------	--------------

Date 3-10-16	Time 9:30	Observers TLP, AR, LF, NT
-----------------	--------------	------------------------------

[cm]	Image	Unit #	Lithology	Veins and Alteration	Structures	Core Disturbance	CT	Description
0								<p>3-8cm - zone of sub-mm yellow green vein network (epidote) (Plag is light orange in this zone)</p> <p>118-130cm - s</p> <p style="text-align: right;">55/75 335/16 - (3)</p> <hr/> <p>Coarse-grained granite, homogeneous, K-feld (3cm), plag (2cm), Qtz (1.5-2cm), biotite (<0.5), somewhat locally concentrated.</p> <hr/>
10					u		Mylon	
20							Granite	
22							Facies	
23								
30								
40								
50								
60			1	Granite				
70								
80								
90								
100								
110						w		
120						M		
130								
140								
150								
160								