

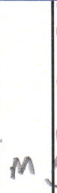



IODP-MSP (Exp. 364) VISUAL SECTION UNIT DESCRIPTION

Exp. 364	Site 77	Hole A	Core 159	Type R	Section CC
-------------	------------	-----------	-------------	-----------	---------------

Date 3.10.16	Time 11:20	Observers MP, AR, LF, NT
-----------------	---------------	-----------------------------

[cm]	Image	Unit #	Lithology	Veins and Alteration	Structures	Disturbance	Core	CT	Description
0 10 20 30 40 50 60 70 80 90 100 110 120 130 140 150 160		1	Granite					Granite facies	<p>15cm - $S \frac{185}{70}$ $L \frac{125}{50} + (3)$</p> <p>3cm - closed fracture, with 1mm wide yellow-green fill</p> <p>11-12cm - Anastomosing shear fracture white fill and Brown Cataclastic up to 2mm thick</p> <hr/> <p>Coarse-grained granite, K-feld (up to 2.5cm), plagi (1.5cm), Qtz (1.5cm), and biotite (0.5cm).</p> <hr/>