





IODP-MSP (Exp. 364) VISUAL SECTION UNIT DESCRIPTION

Exp. 364	Site 77	Hole A	Core 165	Type R	Section 2
-------------	------------	-----------	-------------	-----------	--------------

Date 3/10/16	Time 16:16	Observers a.R., y.L., D.K.
-----------------	---------------	-------------------------------

[cm]	Image	Unit #	Lithology	Veins and Alteration	Structures	Core Disturbance	CT	Description
0 10 20 30 40 50 60 70 80 90 100 110 120 130 140 150 160			IMP. Target rock Granite					<p>Color. 7.5 YR 7/4</p> <p>CT. dark grey</p> <p>Coarse grain size granite</p> <p>2) - 42cm. less biotite <1%</p> <p>8) - 104cm. more biotite ~5%.</p> <p>Weakly deformed</p> <p>3-15cm visible very fine cataclastic veinlet:</p> <p>Fault:</p> <p>104cm 340/74, 062/12 +3</p>