




IODP-MSP (Exp. 364) VISUAL SECTION UNIT DESCRIPTION

✓

Exp. 364	Site 77	Hole A	Core 223	Type R	Section 3
-------------	------------	-----------	-------------	-----------	--------------

Date 6.10.16	Time 11:15	Observers MP, AP, LF, NT
-----------------	---------------	-----------------------------

[cm]	Image	Unit #	Lithology	Veins and Alteration	Structures	Core Disturbance	CT	Description
0 10 20 30 40 50 60 70 80 90 100 110 120 130 140 150 160			Granite				Granitic facies	<p>0-50cm, - dm - spaced white (qtz) veins, up to 1mm thickness</p> <p>22-42 - dextral shear fracture with black fill, sub-mm thickness. In bands, white calcite fill in dilatational areas.</p> <hr/> <p>Coarse-grained granite, K-feld (3cm), plag (2cm), Qtz (2cm), and biotite (0,5cm).</p> <p>From 2-9 cm, aptite zone, 4,5cm.</p>