





IODP-MSP (Exp. 364) VISUAL SECTION UNIT DESCRIPTION

Exp. 364	Site 77	Hole A	Core 225	Type R	Section 3
-------------	------------	-----------	-------------	-----------	--------------

Date 6.10.16	Time 12:10	Observers AP, MP, LF, NW
-----------------	---------------	-----------------------------

[cm]	Image	Unit #	Lithology	Veins and Alteration	Structures	Core Disturbance	CT	Description
0		A	Granite				Granite Facies	14-24cm - white-fill mm thick vein 25-35cm - cm-thick shear fault with white-green-purple mineralization
10								Coarse-grained granite, K-feld (2cm), plagi (2cm), Qtz (2cm), and biotite (0.5cm), homogeneously distributed. Lower part of section is greenish.
20								
30								
40								
50								
60								
70								
80								
90								
100								
110								
120								
130								
140								
150								
160								

DK