





# IODP-MSP (Exp. 364) VISUAL SECTION UNIT DESCRIPTION

Exp. 364	Site 77	Hole A	Core 227	Type R	Section 3
-------------	------------	-----------	-------------	-----------	--------------

Date 6.10.16	Time 1400	Observers AR MP LENT
-----------------	--------------	-------------------------

[cm]	Image	Unit #	Lithology	Veins and Alteration	Structures	Disturbance	Core	CT	Description
<div style="display: flex; flex-direction: column; align-items: center;"> <div style="margin-bottom: 5px;">0</div> <div style="margin-bottom: 5px;">10</div> <div style="margin-bottom: 5px;">20</div> <div style="margin-bottom: 5px;">30</div> <div style="margin-bottom: 5px;">40</div> <div style="margin-bottom: 5px;">50</div> <div style="margin-bottom: 5px;">60</div> <div style="margin-bottom: 5px;">70</div> <div style="margin-bottom: 5px;">80</div> <div style="margin-bottom: 5px;">90</div> <div style="margin-bottom: 5px;">100</div> <div style="margin-bottom: 5px;">110</div> <div style="margin-bottom: 5px;">120</div> <div style="margin-bottom: 5px;">130</div> <div style="margin-bottom: 5px;">140</div> <div style="margin-bottom: 5px;">150</div> <div style="margin-bottom: 5px;">160</div> </div>		<p style="font-size: 2em; margin: 0;">1</p>	<p style="font-size: 1.5em; margin: 0;">Granite</p>				<p style="font-size: 1.2em; margin: 0;">Granite Facies</p>	<p>10-54cm subhorizontal sub-mm white veins</p> <p>20-54cm: dilational white &amp; green fractures &lt; 5mm wide</p> <hr/> <p>Coarse grained granite with K-fld (&lt; 3cm), plag (&lt; 2cm) Qz (&lt; 2cm), and Biot (&lt; 0.5cm)</p> <p>Biotite is heterogeneously distributed and somewhat less abundant than in previous section.</p> <hr/>	