

CM Scale

- 0
- 2
- 4
- 6
- 8
- 10
- 12
- 14
- 16
- 18
- 20
- 22
- 24
- 26
- 28
- 30
- 32
- 34
- 36
- 38
- 40
- 42
- 44
- 46
- 48
- 50
- 52
- 54
- 56
- 58
- 60
- 62
- 64
- 66
- 68
- 70
- 72
- 74
- 76
- 78
- 80
- 82
- 84
- 86
- 88
- 90
- 92
- 94
- 96
- 98
- 100
- 102
- 104
- 106
- 108
- 110
- 112
- 114
- 116
- 118
- 120
- 122
- 124
- 126
- 128
- 130
- 132
- 134
- 136
- 138
- 140
- 142
- 144
- 146
- 148
- 150
- 152




Feature	Thick	Core-face orientation		2nd app. orientation		Core orientation		Summary:	Observer:	Date:
		AZIM	DIP/PLG	AZIM	DIP/PLG	AZIM	DIP/PLG			
									J.M + MW	4/19/18
Score Biscuiting										

Expedition 375 - Hikurangi


375-U1519C-2R-3-A | SHLF9478961

CM Scale	Feature	Thick	Core-face orientation		2nd app. orientation		Core orientation		Summary:	Observer:	Date:
			AZIM	DIP/PLG	AZIM	DIP/PLG	AZIM	DIP/PLG			
0											
2											
4											
6											
8											
10											
12											
14											
16											
18											
20											
22											
24											
26											
28											
30											
32											
34											
36											
38											
40											
42											
44											
46											
48											
50											
52											
54											
56											
58											
60											
62											
64											
66											
68											
70											
72											
74											
76											
78											
80											
82											
84											
86											
88											
90											
92											
94											
96											
98											
100											
102											
104											
106											
108											
110											
112											
114											
116											
118											
120											
122											
124											
126											
128											
130											
132											
134											
136											
138											
140											
142											
144											
146											
148											
150											
152											



Spore
Biscuiting



Feature	Thick	Core-face orientation		2nd app. orientation		Core orientation		Summary:	Observer:	Date:
		AZIM	DIP/PLG	AZIM	DIP/PLG	AZIM	DIP/PLG			
Comments/Sketches										
<p>Square Biscuitin →</p> 										

CM Scale

- 0
- 2
- 4
- 6
- 8
- 10
- 12
- 14
- 16
- 18
- 20
- 22
- 24
- 26
- 28
- 30
- 32
- 34
- 36
- 38
- 40
- 42
- 44
- 46
- 48
- 50
- 52
- 54
- 56
- 58
- 60
- 62
- 64
- 66
- 68
- 70
- 72
- 74
- 76
- 78
- 80
- 82
- 84
- 86
- 88
- 90
- 92
- 94
- 96
- 98
- 100
- 102
- 104
- 106
- 108
- 110
- 112
- 114
- 116
- 118
- 120
- 122
- 124
- 126
- 128
- 130
- 132
- 134
- 136
- 138
- 140
- 142
- 144
- 146
- 148
- 150
- 152



Feature	Thick	Core-face orientation		2nd app. orientation		Core orientation		Summary:	Observer:	Date:
		AZIM	DIP/PLG	AZIM	DIP/PLG	AZIM	DIP/PLG			
									HSIAF	4/19/18
<p>Source Discussion</p>										

CM Scale


- 0
- 2
- 4
- 6
- 8
- 10
- 12
- 14
- 16
- 18
- 20
- 22
- 24
- 26
- 28
- 30
- 32
- 34
- 36
- 38
- 40
- 42
- 44
- 46
- 48
- 50
- 52
- 54
- 56
- 58
- 60
- 62
- 64
- 66
- 68
- 70
- 72
- 74
- 76
- 78
- 80
- 82
- 84
- 86
- 88
- 90
- 92
- 94
- 96
- 98
- 100
- 102
- 104
- 106
- 108
- 110
- 112
- 114
- 116
- 118
- 120
- 122
- 124
- 126
- 128
- 130
- 132
- 134
- 136
- 138
- 140
- 142
- 144
- 146
- 148
- 150
- 152

HASH

CM Scale



Feature	Thick	Core-face orientation		2nd app. orientation		Core orientation		Summary:	Observer:	Date:
		AZIM	DIP/PLG	AZIM	DIP/PLG	AZIM	DIP/PLG			
									HSJ AF	4/19/18
<p>Sphere Biscuiting</p>										


Feature	Thick	Core-face orientation		2nd app. orientation		Core orientation		Summary:	Observer:	Date:
		AZIM	DIP/PLG	AZIM	DIP/PLG	AZIM	DIP/PLG			
									HS + AF	4/19/18
<p>Severe Biscuiting</p> 										

CM Scale

- 0
- 2
- 4
- 6
- 8
- 10
- 12
- 14
- 16
- 18
- 20
- 22
- 24
- 26
- 28
- 30
- 32
- 34
- 36
- 38
- 40
- 42
- 44
- 46
- 48
- 50
- 52
- 54
- 56
- 58
- 60
- 62
- 64
- 66
- 68
- 70
- 72
- 74
- 76
- 78
- 80
- 82
- 84
- 86
- 88
- 90
- 92
- 94
- 96
- 98
- 100
- 102
- 104
- 106
- 108
- 110
- 112
- 114
- 116
- 118
- 120
- 122
- 124
- 126
- 128
- 130
- 132
- 134
- 136
- 138
- 140
- 142
- 144
- 146
- 148
- 150
- 152


0705

M1

Feature	Thick	Core-face orientation		2nd app. orientation		Core orientation		Summary:	Observer:	Date:
		AZIM	DIP/PLG	AZIM	DIP/PLG	AZIM	DIP/PLG			
									HSAF	4/15/18
<p>Square Biscuiting</p> 										

CM Scale

- 0
- 2
- 4
- 6
- 8
- 10
- 12
- 14
- 16
- 18
- 20
- 22
- 24
- 26
- 28
- 30
- 32
- 34
- 36
- 38
- 40
- 42
- 44
- 46
- 48
- 50
- 52
- 54
- 56
- 58
- 60
- 62
- 64
- 66
- 68
- 70
- 72
- 74
- 76
- 78
- 80
- 82
- 84
- 86
- 88
- 90
- 92
- 94
- 96
- 98
- 100
- 102
- 104
- 106
- 108
- 110
- 112
- 114
- 116
- 118
- 120
- 122
- 124
- 126
- 128
- 130
- 132
- 134
- 136
- 138
- 140
- 142
- 144
- 146
- 148
- 150
- 152

Feature	Thick	Core-face orientation		2nd app. orientation		Core orientation		Summary:	Observer:	Date:
		AZIM	DIP/PLG	AZIM	DIP/PLG	AZIM	DIP/PLG			
<p>severe biscuiting</p> 										

CM Scale

- 0
- 2
- 4
- 6
- 8
- 10
- 12
- 14
- 16
- 18
- 20
- 22
- 24
- 26
- 28
- 30
- 32
- 34
- 36
- 38
- 40
- 42
- 44
- 46
- 48
- 50
- 52
- 54
- 56
- 58
- 60
- 62
- 64
- 66
- 68
- 70
- 72
- 74
- 76
- 78
- 80
- 82
- 84
- 86
- 88
- 90
- 92
- 94
- 96
- 98
- 100
- 102
- 104
- 106
- 108
- 110
- 112
- 114
- 116
- 118
- 120
- 122
- 124
- 126
- 128
- 130
- 132
- 134
- 136
- 138
- 140
- 142
- 144
- 146
- 148
- 150
- 152


Expedition 375 - Hikurangi

375-U1519C-5R-1-A | SHLF9479621

CM Scale	Feature	Thick	Core-face orientation		2nd app. orientation		Core orientation		Summary:	Observer:	Date:
			AZIM	DIP/PLG	AZIM	DIP/PLG	AZIM	DIP/PLG			
0											
2											
4											
6											
8											
10											
12											
14											
16											
18											
20											
22											
24											
26											
28											
30											
32											
34											
36											
38											
40											
42											
44											
46											
48											
50											
52											
54											
56											
58											
60											
62											
64											
66											
68											
70											
72											
74											
76											
78											
80											
82											
84											
86											
88											
90											
92											
94											
96											
98											
100											
102											
104											
106											
108											
110											
112											
114											
116											
118											
120											
122											
124											
126											
128											
130											
132											
134											
136											
138											
140											
142											
144											
146											
148											
150											
152											

Sphere
Biscuiting




Feature	Thick	Core-face orientation		2nd app. orientation		Core orientation		Summary:	Observer:	Date:
		AZIM	DIP/PLG	AZIM	DIP/PLG	AZIM	DIP/PLG			
									HS → AF	4/19/18
<p>severe biscuit, ming. + dist.</p> 										

CM Scale


- 0
- 2
- 4
- 6
- 8
- 10
- 12
- 14
- 16
- 18
- 20
- 22
- 24
- 26
- 28
- 30
- 32
- 34
- 36
- 38
- 40
- 42
- 44
- 46
- 48
- 50
- 52
- 54
- 56
- 58
- 60
- 62
- 64
- 66
- 68
- 70
- 72
- 74
- 76
- 78
- 80
- 82
- 84
- 86
- 88
- 90
- 92
- 94
- 96
- 98
- 100
- 102
- 104
- 106
- 108
- 110
- 112
- 114
- 116
- 118
- 120
- 122
- 124
- 126
- 128
- 130
- 132
- 134
- 136
- 138
- 140
- 142
- 144
- 146
- 148
- 150
- 152



Feature	Thick	Core-face orientation		2nd app. orientation		Core orientation		Summary:	Observer:	Date:
		AZIM	DIP/PLG	AZIM	DIP/PLG	AZIM	DIP/PLG			
									HS+AF	4/19/18
<p>Severe biscuit, winging dist.</p> 										

CM Scale

- 0
- 2
- 4
- 6
- 8
- 10
- 12
- 14
- 16
- 18
- 20
- 22
- 24
- 26
- 28
- 30
- 32
- 34
- 36
- 38
- 40
- 42
- 44
- 46
- 48
- 50
- 52
- 54
- 56
- 58
- 60
- 62
- 64
- 66
- 68
- 70
- 72
- 74
- 76
- 78
- 80
- 82
- 84
- 86
- 88
- 90
- 92
- 94
- 96
- 98
- 100
- 102
- 104
- 106
- 108
- 110
- 112
- 114
- 116
- 118
- 120
- 122
- 124
- 126
- 128
- 130
- 132
- 134
- 136
- 138
- 140
- 142
- 144
- 146
- 148
- 150
- 152

Feature	Thick	Core-face orientation		2nd app. orientation		Core orientation		Summary:	Observer:	Date:
		AZIM	DIP/PLG	AZIM	DIP/PLG	AZIM	DIP/PLG			
									HST+AF	4/19/18
<p>severe biscuit, minerals and dust.</p> 										


CM Scale

- 0
- 2
- 4
- 6
- 8
- 10
- 12
- 14
- 16
- 18
- 20
- 22
- 24
- 26
- 28
- 30
- 32
- 34
- 36
- 38
- 40
- 42
- 44
- 46
- 48
- 50
- 52
- 54
- 56
- 58
- 60
- 62
- 64
- 66
- 68
- 70
- 72
- 74
- 76
- 78
- 80
- 82
- 84
- 86
- 88
- 90
- 92
- 94
- 96
- 98
- 100
- 102
- 104
- 106
- 108
- 110
- 112
- 114
- 116
- 118
- 120
- 122
- 124
- 126
- 128
- 130
- 132
- 134
- 136
- 138
- 140
- 142
- 144
- 146
- 148
- 150
- 152

W

Expedition 375 - Hikurangi

375-U1519C-9R-3-A | SHLF9480431

Feature	Thick	Core-face orientation		2nd app. orientation		Core orientation		Summary:	Observer:	Date:
		AZIM	DIP/PLG	AZIM	DIP/PLG	AZIM	DIP/PLG			
<p>square biscuit, wing + dist</p> 										

CM Scale

0

2

4

6

8

10

12

14

16

18

20

22

24

26

28

30

32

34

36

38

40

42

44

46

48

50

52

54

56

58

60

62

64

66

68

70

72

74

76

78

80

82

84

86

88

90

92

94

96

98

100

102

104

106

108

110

112

114

116

118

120

122

124

126

128

130

132

134

136

138

140

142

144

146

148

150

152


HUNG

CM Scale

- 0
- 2
- 4
- 6
- 8
- 10
- 12
- 14
- 16
- 18
- 20
- 22
- 24
- 26
- 28
- 30
- 32
- 34
- 36
- 38
- 40
- 42
- 44
- 46
- 48
- 50
- 52
- 54
- 56
- 58
- 60
- 62
- 64
- 66
- 68
- 70
- 72
- 74
- 76
- 78
- 80
- 82
- 84
- 86
- 88
- 90
- 92
- 94
- 96
- 98
- 100
- 102
- 104
- 106
- 108
- 110
- 112
- 114
- 116
- 118
- 120
- 122
- 124
- 126
- 128
- 130
- 132
- 134
- 136
- 138
- 140
- 142
- 144
- 146
- 148
- 150
- 152




Feature	Thick	Core-face orientation		2nd app. orientation		Core orientation		Summary:	Observer:	Date:
		AZIM	DIP/PLG	AZIM	DIP/PLG	AZIM	DIP/PLG			
									ASFAF	4/15/18
<p>biscuit, markings</p>										

Feature	Thick	Core-face orientation		2nd app. orientation		Core orientation		Summary:	Observer:	Date:
		AZIM	DIP/PLG	AZIM	DIP/PLG	AZIM	DIP/PLG			
									KS+AR	4/19/18
<p>biscuit, mixing</p> 										

CM Scale

- 0
- 2
- 4
- 6
- 8
- 10
- 12
- 14
- 16
- 18
- 20
- 22
- 24
- 26
- 28
- 30
- 32
- 34
- 36
- 38
- 40
- 42
- 44
- 46
- 48
- 50
- 52
- 54
- 56
- 58
- 60
- 62
- 64
- 66
- 68
- 70
- 72
- 74
- 76
- 78
- 80
- 82
- 84
- 86
- 88
- 90
- 92
- 94
- 96
- 98
- 100
- 102
- 104
- 106
- 108
- 110
- 112
- 114
- 116
- 118
- 120
- 122
- 124
- 126
- 128
- 130
- 132
- 134
- 136
- 138
- 140
- 142
- 144
- 146
- 148
- 150
- 152

HASH

Feature	Thick	Core-face orientation		2nd app. orientation		Core orientation		Summary:	Observer:	Date:
		AZIM	DIP/PLG	AZIM	DIP/PLG	AZIM	DIP/PLG			
									AF + HS	4/19/18
<p>square biscuit + wires</p> 										

CM Scale

- 0
- 2
- 4
- 6
- 8
- 10
- 12
- 14
- 16
- 18
- 20
- 22
- 24
- 26
- 28
- 30
- 32
- 34
- 36
- 38
- 40
- 42
- 44
- 46
- 48
- 50
- 52
- 54
- 56
- 58
- 60
- 62
- 64
- 66
- 68
- 70
- 72
- 74
- 76
- 78
- 80
- 82
- 84
- 86
- 88
- 90
- 92
- 94
- 96
- 98
- 100
- 102
- 104
- 106
- 108
- 110
- 112
- 114
- 116
- 118
- 120
- 122
- 124
- 126
- 128
- 130
- 132
- 134
- 136
- 138
- 140
- 142
- 144
- 146
- 148
- 150
- 152

Feature	Thick	Core-face orientation		2nd app. orientation		Core orientation		Summary:	Observer:	Date:
		AZIM	DIP/PLG	AZIM	DIP/PLG	AZIM	DIP/PLG			
severe + mixing biscuits										


CM Scale

- 0
- 2
- 4
- 6
- 8
- 10
- 12
- 14
- 16
- 18
- 20
- 22
- 24
- 26
- 28
- 30
- 32
- 34
- 36
- 38
- 40
- 42
- 44
- 46
- 48
- 50
- 52
- 54
- 56
- 58
- 60
- 62
- 64
- 66
- 68
- 70
- 72
- 74
- 76
- 78
- 80
- 82
- 84
- 86
- 88
- 90
- 92
- 94
- 96
- 98
- 100
- 102
- 104
- 106
- 108
- 110
- 112
- 114
- 116
- 118
- 120
- 122
- 124
- 126
- 128
- 130
- 132
- 134
- 136
- 138
- 140
- 142
- 144
- 146
- 148
- 150
- 152

KITA HW


Expedition 375 - Hikurangi

375-U1519C-10R-3-A | SHLF9481201

Feature	Thick	Core-face orientation		2nd app. orientation		Core orientation		Summary:	Observer:	Date:
		AZIM	DIP/PLG	AZIM	DIP/PLG	AZIM	DIP/PLG			
									AF+HS	4/19/18
<p>biscuit + mixing</p> 										

CM Scale

- 0
- 2
- 4
- 6
- 8
- 10
- 12
- 14
- 16
- 18
- 20
- 22
- 24
- 26
- 28
- 30
- 32
- 34
- 36
- 38
- 40
- 42
- 44
- 46
- 48
- 50
- 52
- 54
- 56
- 58
- 60
- 62
- 64
- 66
- 68
- 70
- 72
- 74
- 76
- 78
- 80
- 82
- 84
- 86
- 88
- 90
- 92
- 94
- 96
- 98
- 100
- 102
- 104
- 106
- 108
- 110
- 112
- 114
- 116
- 118
- 120
- 122
- 124
- 126
- 128
- 130
- 132
- 134
- 136
- 138
- 140
- 142
- 144
- 146
- 148
- 150
- 152

Feature	Thick	Core-face orientation		2nd app. orientation		Core orientation		Summary:	Observer:	Date:
		AZIM	DIP/PLG	AZIM	DIP/PLG	AZIM	DIP/PLG			
									AFHS	4/19/18
<p>biscuit mixing</p> 										


CM Scale

- 0
- 2
- 4
- 6
- 8
- 10
- 12
- 14
- 16
- 18
- 20
- 22
- 24
- 26
- 28
- 30
- 32
- 34
- 36
- 38
- 40
- 42
- 44
- 46
- 48
- 50
- 52
- 54
- 56
- 58
- 60
- 62
- 64
- 66
- 68
- 70
- 72
- 74
- 76
- 78
- 80
- 82
- 84
- 86
- 88
- 90
- 92
- 94
- 96
- 98
- 100
- 102
- 104
- 106
- 108
- 110
- 112
- 114
- 116
- 118
- 120
- 122
- 124
- 126
- 128
- 130
- 132
- 134
- 136
- 138
- 140
- 142
- 144
- 146
- 148
- 150
- 152

SAFF SCORE H3

Expedition 375 - Hikurangi

375-U1519C-10R-5-A | SHLF9481261


Feature	Thick	Core-face orientation		2nd app. orientation		Core orientation		Summary:	Observer:	Date:
		AZIM	DIP/PLG	AZIM	DIP/PLG	AZIM	DIP/PLG			
									AFHS	4/15/18
<p>biscuit + mixings</p> 										

CM Scale

- 0
- 2
- 4
- 6
- 8
- 10
- 12
- 14
- 16
- 18
- 20
- 22
- 24
- 26
- 28
- 30
- 32
- 34
- 36
- 38
- 40
- 42
- 44
- 46
- 48
- 50
- 52
- 54
- 56
- 58
- 60
- 62
- 64
- 66
- 68
- 70
- 72
- 74
- 76
- 78
- 80
- 82
- 84
- 86
- 88
- 90
- 92
- 94
- 96
- 98
- 100
- 102
- 104
- 106
- 108
- 110
- 112
- 114
- 116
- 118
- 120
- 122
- 124
- 126
- 128
- 130
- 132
- 134
- 136
- 138
- 140
- 142
- 144
- 146
- 148
- 150
- 152

Expedition 375 - Hikurangi

375-U1519C-10R-6-A | SHLF9481291

Feature	Thick	Core-face orientation		2nd app. orientation		Core orientation		Summary:	Observer:	Date:
		AZIM	DIP/PLG	AZIM	DIP/PLG	AZIM	DIP/PLG			
									AF + DS	4/19/18
<p>bisuvit + mixing</p> 										

CM Scale

0

2

4

6

8

10

12

14

16

18

20

22

24

26

28

30

32

34

36

38

40

42

44

46

48

50

52

54

56

58

60

62

64

66

68

70

72

74

76

78

80

82

84

86

88

90

92

94

96

98

100

102

104

106

108

110

112

114

116

118

120

122

124

126

128

130

132

134

136

138

140

142

144

146

148


150

152

CM Scale



Feature	Thick	Core-face orientation		2nd app. orientation		Core orientation		Summary:	Observer:	Date:
		AZIM	DIP/PLG	AZIM	DIP/PLG	AZIM	DIP/PLG			
									AF+AS	4/19/18
<p>Disturbance Mixing</p>										

Feature	Thick	Core-face orientation		2nd app. orientation		Core orientation		Summary:	Observer:	Date:
		AZIM	DIP/PLG	AZIM	DIP/PLG	AZIM	DIP/PLG			
									AF+AS	4/19/18
<p>Bisulid + mixing</p> 										

CM Scale


- 0
- 2
- 4
- 6
- 8
- 10
- 12
- 14
- 16
- 18
- 20
- 22
- 24
- 26
- 28
- 30
- 32
- 34
- 36
- 38
- 40
- 42
- 44
- 46
- 48
- 50
- 52
- 54
- 56
- 58
- 60
- 62
- 64
- 66
- 68
- 70
- 72
- 74
- 76
- 78
- 80
- 82
- 84
- 86
- 88
- 90
- 92
- 94
- 96
- 98
- 100
- 102
- 104
- 106
- 108
- 110
- 112
- 114
- 116
- 118
- 120
- 122
- 124
- 126
- 128
- 130
- 132
- 134
- 136
- 138
- 140
- 142
- 144
- 146
- 148
- 150
- 152

SAFEOM

IW

CM Scale

- 0
- 2
- 4
- 6
- 8
- 10
- 12
- 14
- 16
- 18
- 20
- 22
- 24
- 26
- 28
- 30
- 32
- 34
- 36
- 38
- 40
- 42
- 44
- 46
- 48
- 50
- 52
- 54
- 56
- 58
- 60
- 62
- 64
- 66
- 68
- 70
- 72
- 74
- 76
- 78
- 80
- 82
- 84
- 86
- 88
- 90
- 92
- 94
- 96
- 98
- 100
- 102
- 104
- 106
- 108
- 110
- 112
- 114
- 116
- 118
- 120
- 122
- 124
- 126
- 128
- 130
- 132
- 134
- 136
- 138
- 140
- 142
- 144
- 146
- 148
- 150
- 152

Feature	Thick	Core-face orientation		2nd app. orientation		Core orientation		Summary:	Observer:	Date:
		AZIM	DIP/PLG	AZIM	DIP/PLG	AZIM	DIP/PLG			
									AF+HS	7/19/18
<p>Biscuit + MICKING</p> 										

Expedition 375 - Hikurangi


375-U1519C-12R-1-A | SHLF9482551

Feature	Thick	Core-face orientation		2nd app. orientation		Core orientation		Summary:	Observer:	Date:
		AZIM	DIP/PLG	AZIM	DIP/PLG	AZIM	DIP/PLG			
									AF-HS	4/19/18
<p>biscuit mixing</p> 										

CM Scale

- 0
- 2
- 4
- 6
- 8
- 10
- 12
- 14
- 16
- 18
- 20
- 22
- 24
- 26
- 28
- 30
- 32
- 34
- 36
- 38
- 40
- 42
- 44
- 46
- 48
- 50
- 52
- 54
- 56
- 58
- 60
- 62
- 64
- 66
- 68
- 70
- 72
- 74
- 76
- 78
- 80
- 82
- 84
- 86
- 88
- 90
- 92
- 94
- 96
- 98
- 100
- 102
- 104
- 106
- 108
- 110
- 112
- 114
- 116
- 118
- 120
- 122
- 124
- 126
- 128
- 130
- 132
- 134
- 136
- 138
- 140
- 142
- 144
- 146
- 148
- 150
- 152



Feature	Thick	Core-face orientation		2nd app. orientation		Core orientation		Summary:	Observer:	Date:
		AZIM	DIP/PLG	AZIM	DIP/PLG	AZIM	DIP/PLG			
									AS+AE	4/19/18
<p>biscuit ringings</p> 										
<p>Dip - 150 cm slightly faulted</p>										

CM Scale

- 0
- 2
- 4
- 6
- 8
- 10
- 12
- 14
- 16
- 18
- 20
- 22
- 24
- 26
- 28
- 30
- 32
- 34
- 36
- 38
- 40
- 42
- 44
- 46
- 48
- 50
- 52
- 54
- 56
- 58
- 60
- 62
- 64
- 66
- 68
- 70
- 72
- 74
- 76
- 78
- 80
- 82
- 84
- 86
- 88
- 90
- 92
- 94
- 96
- 98
- 100
- 102
- 104
- 106
- 108
- 110
- 112
- 114
- 116
- 118
- 120
- 122
- 124
- 126
- 128
- 130
- 132
- 134
- 136
- 138
- 140
- 142
- 144
- 146
- 148
- 150
- 152

Expedition 375 - Hikurangi

375-U1519C-12R-3-A | SHLF9482611

Feature	Thick	Core-face orientation		2nd app. orientation		Core orientation		Summary:	Observer:	Date:
		AZIM	DIP/PLG	AZIM	DIP/PLG	AZIM	DIP/PLG			
<p>his suit</p>										


CM Scale

- 0
- 2
- 4
- 6
- 8
- 10
- 12
- 14
- 16
- 18
- 20
- 22
- 24
- 26
- 28
- 30
- 32
- 34
- 36
- 38
- 40
- 42
- 44
- 46
- 48
- 50
- 52
- 54
- 56
- 58
- 60
- 62
- 64
- 66
- 68
- 70
- 72
- 74
- 76
- 78
- 80
- 82
- 84
- 86
- 88
- 90
- 92
- 94
- 96
- 98
- 100
- 102
- 104
- 106
- 108
- 110
- 112
- 114
- 116
- 118
- 120
- 122
- 124
- 126
- 128
- 130
- 132
- 134
- 136
- 138
- 140
- 142
- 144
- 146
- 148
- 150
- 152



Feature	Thick	Core-face orientation		2nd app. orientation		Core orientation		Summary:	Observer:	Date:
		AZIM	DIP/PLG	AZIM	DIP/PLG	AZIM	DIP/PLG			
									AFHS	4/19/18
<p>biscuit</p>										

CM Scale



CM Scale	Feature	Thick	Core-face orientation		2nd app. orientation		Core orientation		Summary:	Observer:	Date:
			AZIM	DIP/PLG	AZIM	DIP/PLG	AZIM	DIP/PLG			
0	50 @ 11		180	30	270	16			HS & AF	10/4	
2											
4											
6											
8											
10											
12											
14											
16											
18											
20											
22											
24											
26											
28											
30											
32											
34											
36											
38											
40											
42											
44											
46											
48											
50											
52											
54											
56											
58											
60											
62											
64											
66											
68											
70	50 @ 70		180	25	270	42					
72											
74											
76											
78											
80											
82											
84											
86											
88											
90											
92											
94											
96											
98											
100											
102	50 @ 103		070	12	270	28					
104											
106											
108											
110											
112											
114											
116											
118											
120											
122											
124											
126											
128											
130											
132											
134											
136											
138											
140											
142											
144											
146											
148											
150											
152											

sharp, irregular bedding -

Bedding throughout section defined by gradual changes in grain size.

Gradual bedding, more confident measurement

Sandy bed, gradual & irregular
less confident measurement

Wild bisecting

Expedition 375 - Hikurangi

375-U1519C-14R-2-A | SHLF9485001

CM Scale	Feature	Thick	Core-face orientation		2nd app. orientation		Core orientation		Summary:	Observer:	Date:
			AZIM	DIP/PLG	AZIM	DIP/PLG	AZIM	DIP/PLG			
0											
-2											
-4											
-6											
-8											
-10											
-12											
-14											
-16											
-18											
-20											
-22											
-24											
-26											
-28											
-30											
-32			180	14	270	32			gradual		
-34											
-36											
-38											
-40											
-42											
-44											
-46											
-48			180	21	270	34			gradual		
-50											
-52											
-54											
-56											
-58											
-60											
-62											
-64											
-66											
-68											
-70											
-72											
-74											
-76											
-78											
-80											
-82											
-84											
-86											
-88											
-90											
-92											
-94											
-96											
-98											
-100											
-102											
-104											
-106											
-108											
-110											
-112											
-114											
-116											
-118											
-120											
-122											
-124											
-126											
-128											
-130											
-132											
-134											
-136											
-138											
-140											
-142											
-144											
-146											
-148											
-150											
-152											

CM Scale

- 0
- 2
- 4
- 6
- 8
- 10
- 12
- 14
- 16
- 18
- 20
- 22
- 24
- 26
- 28
- 30
- 32
- 34
- 36
- 38
- 40
- 42
- 44
- 46
- 48
- 50
- 52
- 54
- 56
- 58
- 60
- 62
- 64
- 66
- 68
- 70
- 72
- 74
- 76
- 78
- 80
- 82
- 84
- 86
- 88
- 90
- 92
- 94
- 96
- 98
- 100
- 102
- 104
- 106
- 108
- 110
- 112
- 114
- 116
- 118
- 120
- 122
- 124
- 126
- 128
- 130
- 132
- 134
- 136
- 138
- 140
- 142
- 144
- 146
- 148
- 150
- 152



Mild bisecting

CM Scale	Feature	Thick	Core-face orientation		2nd app. orientation		Core orientation		Summary:	Observer:	Date:
			AZIM	DIP/PLG	AZIM	DIP/PLG	AZIM	DIP/PLG			
0											
2											
4											
6											
8											
10											
12											
14											
16											
18											
20											
22											
24											
26											
28											
30											
32											
34											
36											
38											
40											
42											
44											
46											
48											
50											
52											
54											
56											
58											
60											
62											
64											
66											
68											
70											
72											
74											
76											
78											
80											
82											
84											
86											
88											
90											
92											
94											
96											
98											
100											
102											
104											
106											
108											
110											
112											
114											
116											
118											
120											
122											
124											
126											
128											
130											
132											
134											
136											
138											
140											
142											
144											
146											
148											
150											
152											

CM Scale

- 0
- 2
- 4
- 6
- 8
- 10
- 12
- 14
- 16
- 18
- 20
- 22
- 24
- 26
- 28
- 30
- 32
- 34
- 36
- 38
- 40
- 42
- 44
- 46
- 48
- 50
- 52
- 54
- 56
- 58
- 60
- 62
- 64
- 66
- 68
- 70
- 72
- 74
- 76
- 78
- 80
- 82
- 84
- 86
- 88
- 90
- 92
- 94
- 96
- 98
- 100
- 102
- 104
- 106
- 108
- 110
- 112
- 114
- 116
- 118
- 120
- 122
- 124
- 126
- 128
- 130
- 132
- 134
- 136
- 138
- 140
- 142
- 144
- 146
- 148
- 150
- 152

misoriented
bits

30
57

000 26 270 28

000 13 270 24

82
93

CM Scale	Feature	Thick	Core-face orientation		2nd app. orientation		Core orientation		Summary:	Observer:	Date:
			AZIM	DIP/PLG	AZIM	DIP/PLG	AZIM	DIP/PLG			
0											
-2											
-4											
-6											
-8											
-10											
-12											
-14											
-16											
-18											
-20											
-22											
-24	80m		000	8	270	15					
-26	25cm										
-28											
-30											
-32											
-34											
-36											
-38											
-40											
-42	30m		000	12	270	18					
-44	25										
-46											
-48											
-50											
-52											
-54											
-56											
-58											
-60											
-62											
-64											
-66											
-68	50m										
-70	70		000	17	90	30					
-72											
-74											
-76											
-78											
-80											
-82											
-84											
-86											
-88											
-90											
-92											
-94											
-96											
-98											
-100											
-102											
-104											
-106											
-108											
-110											
-112											
-114											
-116											
-118											
-120											
-122											
-124											
-126											
-128											
-130											
-132											
-134											
-136											
-138											
-140											
-142											
-144											
-146											
-148											
-150											
-152											

Gradual bed, cross cut by thin bed, with bedding induced, fracture.

Gradational.

Gradational

Mild bisectioning

GAOW

Expedition 375 - Hikurangi

375-U1519C-15R-1-A | SHLF9485191

CM Scale	Feature	Thick	Core-face orientation		2nd app. orientation		Core orientation		Summary:	Observer:	Date:
			AZIM	DIP/PLG	AZIM	DIP/PLG	AZIM	DIP/PLG			
0											
2											
4											
6											
8											
10											
12											
14											
16											
18											
20											
22											
24											
26											
28											
30											
32											
34											
36											
38											
40											
42											
44											
46											
48											
50											
52											
54											
56											
58											
60											
62											
64											
66											
68											
70											
72											
74											
76											
78											
80											
82											
84											
86											
88											
90											
92											
94											
96											
98											
100											
102											
104											
106											
108											
110											
112											
114											
116											
118											
120											
122											
124											
126											
128											
130											
132											
134											
136											
138											
140											
142											
144											
146											
148											
150											
152											

Observer: HS & AF

Date: 20/4

Comments/Sketches

270 73 000 3

090 36 180 12

000 46 180 5

moderate bisections

DD:

Expedition 375 - Hikurangi

375-U1519C-15R-2-A | SHLF9485221

CM Scale	Feature	Thick	Core-face orientation		2nd app. orientation		Core orientation		Summary:	Observer:	Date:
			AZIM	DIP/PLG	AZIM	DIP/PLG	AZIM	DIP/PLG			
0											
2											
4											
6											
8											
10											
12											
14											
16											
18											
20											
22											
24											
26											
28											
30											
32											
34											
36											
38											
40											
42											
44											
46											
48											
50											
52											
54											
56											
58	2nd		090	15	000	10					
60											
62											
64											
66											
68											
70											
72											
74											
76											
78											
80											
82											
84											
86											
88											
90											
92											
94											
96											
98											
100											
102											
104											
106											
108											
110											
112	1st		090	30	000	11					
114											
116											
118											
120											
122											
124											
126											
128											
130											
132											
134											
136											
138											
140											
142											
144											
146											
148											
150											
152											



Expedition 375 - Hikurangi

375-U1519C-15R-7-A | SHLF9485371

CM Scale	Feature	Thick	Core-face orientation		2nd app. orientation		Core orientation		Summary:	Observer:	Date:
			AZIM	DIP/PLG	AZIM	DIP/PLG	AZIM	DIP/PLG			
0											
-2											
-4											
-6											
-8											
-10											
-12											
-14											
-16											
-18											
-20											
-22											
-24											
-26											
-28											
-30											
-32											
-34											
-36											
-38											
-40											
-42											
-44											
-46											
-48											
-50											
-52											
-54											
-56											
-58											
-60											
-62											
-64											
-66											
-68											
-70											
-72											
-74											
-76											
-78											
-80											
-82											
-84											
-86											
-88											
-90											
-92											
-94											
-96											
-98											
-100											
-102											
-104											
-106											
-108											
-110											
-112											
-114											
-116											
-118											
-120											
-122											
-124											
-126											
-128											
-130											
-132											
-134											
-136											
-138											
-140											
-142											
-144											
-146											
-148											
-150											
-152											



-bed
090 5 000 25
low cont., irreg.

Expedition 375 - Hikurangi

375-U1519C-15R-3-A | SHLF9485251

CM Scale	Feature	Thick	Core-face orientation		2nd app. orientation		Core orientation		Summary:	Observer:	Date:
			AZIM	DIP/PLG	AZIM	DIP/PLG	AZIM	DIP/PLG			
0											
-2											
-4											
-6	bed		270	29	000	22					20/4
-8											
-10											
-12											
-14											
-16											
-18											
-20											
-22											
-24											
-26											
-28											
-30											
-32											
-34											
-36											
-38											
-40											
-42											
-44											
-46											
-48											
-50											
-52											
-54											
-56											
-58	open floor		270	87	032	0					
-60											
-62											
-64											
-66											
-68											
-70											
-72			270	22	000	3					
-74											
-76											
-78											
-80											
-82											
-84											
-86											
-88											
-90											
-92											
-94											
-96											
-98											
-100											
-102											
-104											
-106											
-108											
-110											
-112											
-114											
-116											
-118											
-120											
-122											
-124											
-126											
-128											
-130											
-132											
-134											
-136											
-138											
-140											
-142											
-144											
-146											
-148											
-150											
-152											

@57cm - sets of small, en echelon fracture throughout this interval, may be drilling induced



Expedition 375 - Hikurangi

375-U1519C-15R-4-A | SHLF9485281

CM Scale	Feature	Thick	Core-face orientation		2nd app. orientation		Core orientation		Summary:	Observer:	Date:
			AZIM	DIP/PLG	AZIM	DIP/PLG	AZIM	DIP/PLG			
0											
2											
4											
6											
8											
10											
12											
14											
16	open		270	70	000	10					
18	fluc										
20											
22											
24											
26											
28											
30											
32											
34											
36											
38											
40											
42											
44											
46											
48											
50											
52											
54											
56											
58											
60											
62											
64											
66											
68											
70											
72											
74											
76											
78											
80											
82											
84											
86											
88											
90											
92											
94											
96											
98											
100											
102											
104											
106											
108											
110											
112											
114											
116											
118											
120											
122											
124											
126											
128											
130											
132											
134											
136											
138											
140											
142											
144											
146											
148											
150											
152											

CM Scale

- 0
- 2
- 4
- 6
- 8
- 10
- 12
- 14
- 16
- 18
- 20
- 22
- 24
- 26
- 28
- 30
- 32
- 34
- 36
- 38
- 40
- 42
- 44
- 46
- 48
- 50
- 52
- 54
- 56
- 58
- 60
- 62
- 64
- 66
- 68
- 70
- 72
- 74
- 76
- 78
- 80
- 82
- 84
- 86
- 88
- 90
- 92
- 94
- 96
- 98
- 100
- 102
- 104
- 106
- 108
- 110
- 112
- 114
- 116
- 118
- 120
- 122
- 124
- 126
- 128
- 130
- 132
- 134
- 136
- 138
- 140
- 142
- 144
- 146
- 148
- 150
- 152



Expedition 375 - Hikurangi

375-U1519C-15R-5-A | SHLF9485311

CM Scale	Feature	Thick	Core-face orientation		2nd app. orientation		Core orientation		Summary:	Observer:	Date:
			AZIM	DIP/PLG	AZIM	DIP/PLG	AZIM	DIP/PLG			
0											
-2											
-4											
-6											
-8											
-10											
-12											
-14											
-16											
-18											
-20											
-22											
-24											
-26											
-28											
-30											
-32											
-34			270	74	016	0					
-36	open face										
-38											
-40											
-42											
-44											
-46											
-48											
-50											
-52											
-54											
-56											
-58											
-60											
-62											
-64											
-66											
-68			090	27	180	11					
-70											
-72											
-74											
-76											
-78											
-80											
-82											
-84											
-86											
-88											
-90											
-92											
-94											
-96											
-98											
-100											
-102											
-104											
-106											
-108											
-110											
-112											
-114											
-116											
-118											
-120											
-122											
-124											
-126											
-128											
-130											
-132											
-134											
-136											
-138											
-140											
-142											
-144											
-146											
-148											
-150											
-152											

CM Scale



I
W

Expedition 375 - Hikurangi

375-U1519C-15R-6-A | SHLF9485341

CM Scale	Feature	Thick	Core-face orientation		2nd app. orientation		Core orientation		Summary:	Observer:	Date:
			AZIM	DIP/PLG	AZIM	DIP/PLG	AZIM	DIP/PLG			
0											
2											
4											
6											
8											
10											
12											
14											
16											
18											
20											
22											
24											
26											
28											
30											
32											
34			090	36	140	25					
36											
38											
40											
42											
44			090	69	012	0					
46											
48											
50											
52											
54											
56											
58											
60											
62											
64											
66											
68											
70											
72											
74											
76											
78											
80											
82											
84											
86											
88											
90											
92											
94											
96											
98											
100											
102											
104											
106											
108											
110											
112											
114											
116											
118											
120											
122											
124											
126											
128											
130											
132											
134											
136											
138											
140											
142											
144											
146											
148											
150											
152											



Expedition 375 - Hikurangi

375-U1519C-16R-1-A | SHLF9485791

CM Scale	Feature	Thick	Core-face orientation		2nd app. orientation		Core orientation		Summary:	Observer:	Date:
			AZIM	DIP/PLG	AZIM	DIP/PLG	AZIM	DIP/PLG			
0											
2											
4											
6											
8											
10			090	37	140	11					4/20/18
12											
14											
16											
18											
20											
22											
24											
26											
28											
30											
32											
34											
36											
38			090	56	000	13					
40											
42											
44											
46											
48											
50											
52											
54			51-55 filled fracture	090	28	000	5				
56											
58											
60											
62											
64											
66											
68											
70											
72			70-81								
74											
76			Filled fracture	070	58	000	8				
78											
80											
82											
84											
86											
88											
90											
92											
94											
96											
98											
100											
102											
104											
106											
108											
110											
112											
114											
116											
118											
120											
122											
124											
126			126- 136								
128			Filled fracture								
130											
132											
134											
136			090	53	180	4					
138											
140											
142											
144											
146											
148											
150											
152											

Two parallel fractures.

The filled fractures are all planar with ≤ 1 mm of fill.

Mud Biscuiting

CM Scale	Feature	Thick	Core-face orientation		2nd app. orientation		Core orientation		Summary:	Observer:	Date:
			AZIM	DIP/PLG	AZIM	DIP/PLG	AZIM	DIP/PLG			
0											
2											
4											
6											
8											
10											
12											
14											
16											
18											
20											
22											
24											
26											
28											
30											
32											
34											
36											
38											
40											
42											
44											
46											
48											
50											
52											
54											
56											
58											
60											
62											
64											
66											
68											
70											
72											
74											
76											
78											
80											
82											
84											
86											
88											
90											
92											
94											
96											
98											
100											
102											
104											
106											
108											
110											
112											
114											
116											
118											
120											
122											
124											
126											
128											
130											
132											
134											
136											
138											
140											
142											
144											
146											
148											
150											
152											

separates more and less sandy layers. Indeterminate displacement gouge (?) layer ~ 1 mm thick.

planar, < 1 mm thick.

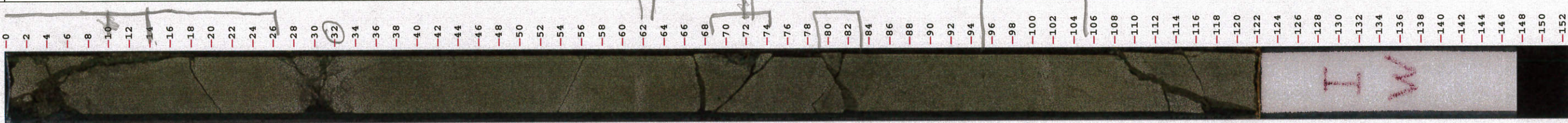
Stepping structure -

Curved, low confidence.

Curved, some sand on one edge.

Two planar, thin (< 1 mm) fractures.

Mild biseending.



CM Scale	Feature	Thick	Core-face orientation		2nd app. orientation		Core orientation		Summary:	Observer:	Date:
			AZIM	DIP/PLG	AZIM	DIP/PLG	AZIM	DIP/PLG			
0											
2											
4											
6											
8											
10											
12											
14											
16											
18											
20											
22											
24											
26											
28											
30											
32											
34											
36											
38											
40											
42											
44											
46											
48											
50											
52											
54											
56											
58											
60											
62											
64											
66											
68											
70											
72											
74											
76											
78											
80											
82											
84											
86											
88											
90											
92											
94											
96											
98											
100											
102											
104											
106											
108											
110											
112											
114											
116											
118											
120											
122											
124											
126											
128											
130											
132											
134											
136											
138											
140											
142											
144											
146											
148											
150											
152											

CM Scale



HUNG

thrust

11-7
Filled
fracture

270 29 000 18

Mesh of thin, filled fractures,
between two bounding fractures.
2.5 cm wide.

Mild
Biscuiting.



CM Scale	Feature	Thick	Core-face orientation		2nd app. orientation		Core orientation		Summary:	Observer:	Date:
			AZIM	DIP/PLG	AZIM	DIP/PLG	AZIM	DIP/PLG			
0											
2											
4											
6											
8											
10											
12											
14											
16											
18											
20											
22											
24											
26											
28											
30											
32											
34											
36	filled fracture		090	60	180	14					
38											
40											
42											
44											
46											
48											
50											
52											
54											
56											
58											
60											
62											
64											
66											
68											
70											
72											
74											
76											
78											
80											
82											
84											
86											
88											
90											
92											
94											
96											
98											
100											
102											
104											
106											
108											
110											
112											
114											
116											
118											
120											
122											
124											
126											
128											
130											
132											
134											
136											
138											
140											
142											
144											
146											
148											
150											
152											

Planar, < 1mm thick -

Sharp

Planar, < 1mm

CM Scale



Expedition 375 - Hikurangi

375-U1519C-16R-5-A | SHLF9485911

CM Scale	Feature	Thick	Core-face orientation		2nd app. orientation		Core orientation		Summary:	Observer:	Date:
			AZIM	DIP/PLG	AZIM	DIP/PLG	AZIM	DIP/PLG			
0											
2											
4											
6											
8											
10											
12											
14											
16											
18											
20											
22											
24											
26											
28											
30											
32											
34											
36											
38											
40											
42											
44											
46											
48											
50											
52											
54											
56											
58											
60											
62											
64											
66											
68											
70											
72											
74											
76											
78											
80											
82											
84											
86											
88											
90											
92											
94											
96											
98											
100											
102											
104											
106											
108											
110											
112											
114											
116											
118											
120											
122											
124											
126											
128											
130											
132											
134											
136											
138											
140											
142											
144											
146											
148											
150											
152											



↑

Filled
fracture 90 79 000 7


77

Planar, ~1mm thick.

Expedition 375 - Hikurangi

375-U1519C-16R-6-A | SHLF9485941

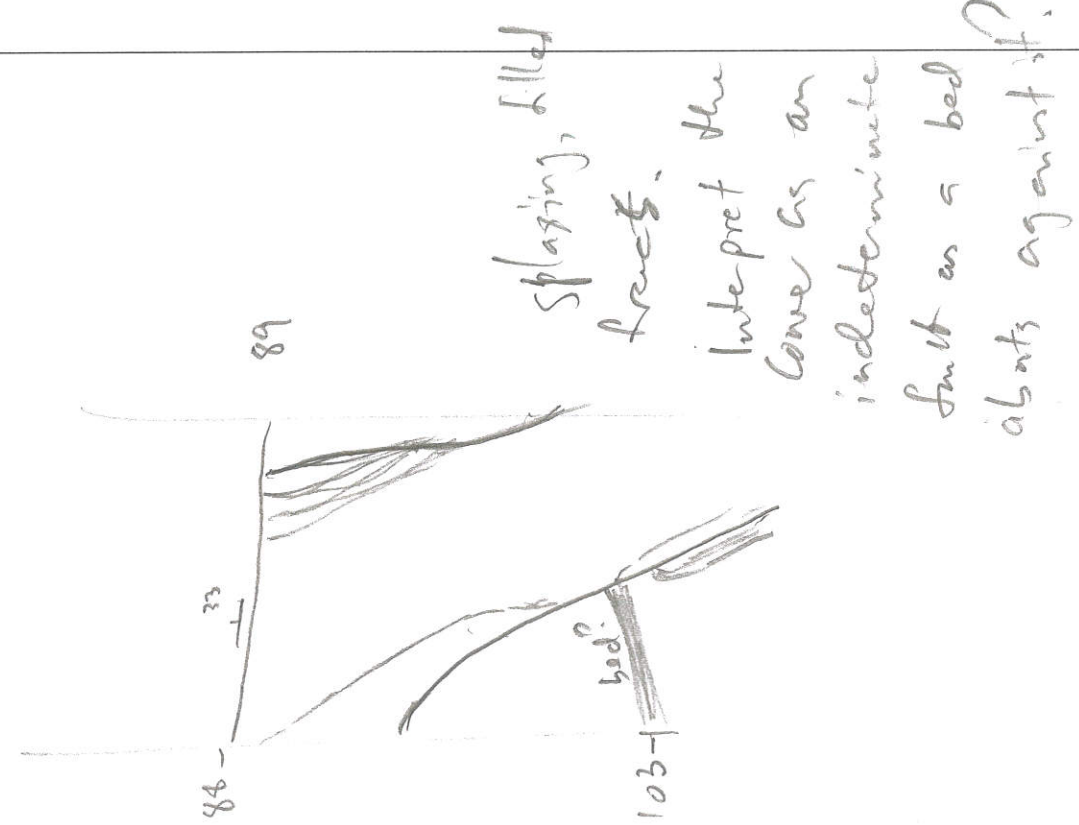
CM Scale	Feature	Thick	Core-face orientation		2nd app. orientation		Core orientation		Summary:	Observer:	Date:
			AZIM	DIP/PLG	AZIM	DIP/PLG	AZIM	DIP/PLG			
0											
2											
4											
6											
8											
10											
12											
14											
16											
18											
20											
22											
24											
26											
28											
30											
32											
34											
36											
38											
40											
42											
44											
46											
48											
50											
52											
54											
56											
58											
60											
62											
64											
66											
68											
70											
72											
74											
76											
78											
80											
82											
84											
86											
88											
90											
92											
94											
96											
98											
100											
102											
104											
106											
108											
110											
112											
114											
116											
118											
120											
122											
124											
126											
128											
130											
132											
134											
136											
138											
140											
142											
144											
146											
148											
150											
152											



Filled fracture 090 35 180 18

Mild bisecting

CM Scale	Feature	Thick	Core-face orientation		2nd app. orientation		Core orientation		Summary:	Observer:	Date:
			AZIM	DIP/PLG	AZIM	DIP/PLG	AZIM	DIP/PLG			
0											
2											
4											
6											
8											
10											
12											
14											
16											
18											
20											
22											
24											
26											
28											
30											
32											
34											
36											
38											
40											
42											
44											
46	open fracture		090	86	000	000					open fractures, few 5m long, in an echelon sets. could be related to cone expansion.
48											
50											
52											
54											
56											
58											
60											
62											
64											
66											
68											
70											
72											
74											
76											
78											
80											
82											
84											
86	filled fracture		090	14	180	33					
88											
90											
92	filled fracture		090	76	180	2					
94											
96	filled fracture		090	78	180	3					
98											
100											
102											
104											
106											
108											
110											
112											
114											
116											
118											
120											
122											
124											
126											
128											
130											
132											
134											
136											
138											
140											
142											
144											
146											
148											
150											
152											



splaying filled fractures

splaying, filled fractures.

CM Scale	Feature	Thick	Core-face orientation		2nd app. orientation		Core orientation		Summary:	Observer:	Date:
			AZIM	DIP/PLG	AZIM	DIP/PLG	AZIM	DIP/PLG			
0										JM	20/4/2018
2									0-31, many planar fractures at various angles		
4									5-6, open fracture (090, 20; 000, 22) ✓		
6									8-9, open fracture (090, 2; 000, 20) ✓		
8									14-16, open fracture (270, 33; 000, 40) ✓		
10									19-20, open fracture (270, 19; 000, 52) ✓		
12									28-29, open fracture (270, 22; 180, 42) ✓		
14									Take 45 toward 090		
16									29-30, open fracture (270, 10; 180, 34) ✓		
18											
20											
22											
24											
26											
28											
30											
32											
34											
36											
38											
40											
42											
44											
46											
48											
50											
52											
54											
56											
58											
60									57-67 filled fracture (or bedding) surface		
62									intersects core face (090, 40; 000, 68) ✓		
64											
66									67-68, filled fracture. Wavy		
68									68-69, open fracture (270, 25; 180, 45) ✓		
70									73-77, filled fracture (or bedding) with		
72									'fine block material		
74											
76											
78											
80									80-81, open fracture (090, 16; 000, 32) ✓		
82									87-88, open fracture (090, 16; 000, 25) ✓		
84									91-112 → (090, 81; 324, 10)		
86									99-135 cm → (090, 69; 323, 0)		
88									two subvertical fractures		
90									x-cuts		
92									92-96, open fracture (270, 30; 000, 37) ✓		
94											
96									96-102, open fracture (270, 36; 000, 25) ✓		
98											
100											
102											
104											
106											
108											
110											
112											
114									112-114, open fracture (270, 2; 180, 5) ✓		
116									115-116, open fracture (090, 10; 180, 28) ✓		
118											
120									116-119, open fracture (270, 46; 180, 29) ✓		
122									120-121, open fracture (090, 7; 180, 10) -		
124									123-124, open fracture (090, 4; 180, 11) ✓		
126											
128											
130											
132											
134											
136											
138											
140											
142											
144											
146											
148											
150											
152											

b3cut boundary

CM Scale	Feature	Thick	Core-face orientation		2nd app. orientation		Core orientation		Summary:	Observer:	Date:
			AZIM	DIP/PLG	AZIM	DIP/PLG	AZIM	DIP/PLG			
0									M.W	J. M	
2									0~3, fracture (open)		
4									(270, 39; 180, 14) ✓		
6									open fracture		
8									17~21, (270, 39; 180, 24) ✓		
10											
12											
14											
16											
18											
20											
22											
24											
26											
28											
30											
32											
34											
36											
38											
40											
42											
44											
46											
48											
50											
52											
54											
56											
58											
60											
62											
64											
66											
68											
70											
72											
74											
76											
78											
80											
82											
84											
86											
88											
90											
92											
94											
96											
98											
100											
102											
104											
106											
108											
110											
112											
114											
116											
118											
120											
122											
124											
126											
128											
130											
132											
134											
136											
138											
140											
142											
144											
146											
148											
150											
152											



Feature	Thick	Core-face orientation		2nd app. orientation		Core orientation		Summary:	Observer: J.M	Date:
		AZIM	DIP/PLG	AZIM	DIP/PLG	AZIM	DIP/PLG			
								16~19, wavy, open fracture ✓ (090, 14; 000, 36)		
								22~28, open fracture ✓ (090, 40; 000, 29)		
								39~40, open fracture ✓ (090, 20; 000, 28)		

CM Scale

- 0
- 2
- 4
- 6
- 8
- 10
- 12
- 14
- 16
- 18
- 20
- 22
- 24
- 26
- 28
- 30
- 32
- 34
- 36
- 38
- 40
- 42
- 44
- 46
- 48
- 50
- 52
- 54
- 56
- 58
- 60
- 62
- 64
- 66
- 68
- 70
- 72
- 74
- 76
- 78
- 80
- 82
- 84
- 86
- 88
- 90
- 92
- 94
- 96
- 98
- 100
- 102
- 104
- 106
- 108
- 110
- 112
- 114
- 116
- 118
- 120
- 122
- 124
- 126
- 128
- 130
- 132
- 134
- 136
- 138
- 140
- 142
- 144
- 146
- 148
- 150
- 152



WRND

Expedition 375 - Hikurangi

375-U1519C-17R-4-A | SHLF9486791

CM Scale	Feature	Thick	Core-face orientation		2nd app. orientation		Core orientation		Summary:	Observer:	Date:
			AZIM	DIP/PLG	AZIM	DIP/PLG	AZIM	DIP/PLG			
0											
2											
4											
6											
8											
10											
12											
14											
16											
18											
20											
22											
24											
26											
28											
30											
32											
34											
36											
38											
40											
42											
44											
46											
48											
50											
52											
54											
56											
58											
60											
62											
64											
66											
68											
70											
72											
74											
76											
78											
80											
82											
84											
86											
88											
90											
92											
94											
96											
98											
100											
102											
104											
106											
108											
110											
112											
114											
116											
118											
120											
122											
124											
126											
128											
130											
132											
134											
136											
138											
140											
142											
144											
146											
148											
150											
152											

appears to be parallel to bedding
 along w/ other
 open fracture, poor in clear fracture
 15-18, (270, 25 ; over 0)

vertical anastomosing fractures

CM Scale	Feature	Thick	Core-face orientation		2nd app. orientation		Core orientation		Summary:	Observer:	Date:
			AZIM	DIP/PLG	AZIM	DIP/PLG	AZIM	DIP/PLG			
0											
2											
4										J.M m.w	
6											
8											
10											
12											
14											
16											
18											
20											
22											
24											
26											
28											
30											
32											
34											
36											
38											
40											
42											
44											
46											
48											
50											
52											
54											
56											
58											
60											
62											
64											
66											
68											
70											
72											
74											
76											
78											
80											
82											
84											
86											
88											
90											
92											
94											
96											
98											
100											
102											
104											
106											
108											
110											
112											
114											
116											
118											
120											
122											
124											
126											
128											
130											
132											
134											
136											
138											
140											
142											
144											
146											
148											
150											
152											



3~6, (270, 54; 180, 37)
open fracture;

19~26, open fracture,
(270, 50; 000, 66)
rake (90, 90)

73~75, filled fracture, Planar or bedding.
(090, 23; 000, 7)

88~93, bedding ∇ gradational
high uncertain
(090, 40; 180, 45)

Feature	Thick	Core-face orientation		2nd app. orientation		Core orientation		Summary	Observer: J.M M.W	Date: 2/4/2008
		AZIM	DIP/PLG	AZIM	DIP/PLG	AZIM	DIP/PLG			
								11-12, open fracture, sub-horizontal (real?) (090, 8; 000, 15) ✓		
								24-23, sandy bed, gradational		
								29-30, black layer 11 to bed (090, 8; 000, 14) ✓		
								31 - unconformity, angular (090, 6; 000, 18) ✓		
								31-38, sandy beds (grad) ✓ (090, 38; 180, 25) low conf. dip ✓		
								39-42, bedding, sharper (090, 30; 000, 18) ✓		
								57-65, fracture ①, open (090, 56; 180, 22) ✓		
								59-62, fracture ②, open (090, 31; 180, 21) ✓		
								62-65, open fracture ③ (090, 40; 180, 8) ✓		
								68-71, open fracture (090, 21; 180, 11) ✓		
								69-84, open & filled fracture (090, 61; 180, 38) ✓		
								87-91, open fracture (090, 33; 180, 11) ✓		
								99-104, open fracture (090, 42; 000, 90) ✓		
								137-140, open fracture (090, 35; 000, 38) ✓		

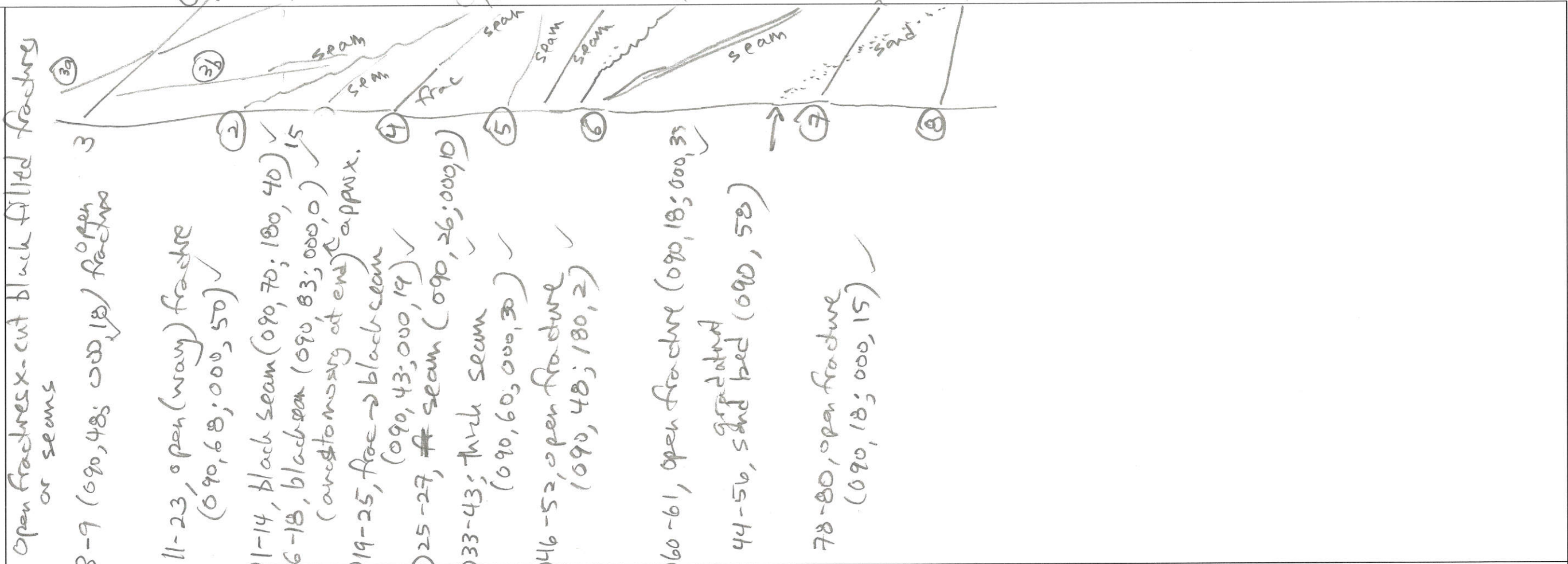
CM Scale

- 0
- 2
- 4
- 6
- 8
- 10
- 12
- 14
- 16
- 18
- 20
- 22
- 24
- 26
- 28
- 30
- 32
- 34
- 36
- 38
- 40
- 42
- 44
- 46
- 48
- 50
- 52
- 54
- 56
- 58
- 60
- 62
- 64
- 66
- 68
- 70
- 72
- 74
- 76
- 78
- 80
- 82
- 84
- 86
- 88
- 90
- 92
- 94
- 96
- 98
- 100
- 102
- 104
- 106
- 108
- 110
- 112
- 114
- 116
- 118
- 120
- 122
- 124
- 126
- 128
- 130
- 132
- 134
- 136
- 138
- 140
- 142
- 144
- 146
- 148
- 150
- 152

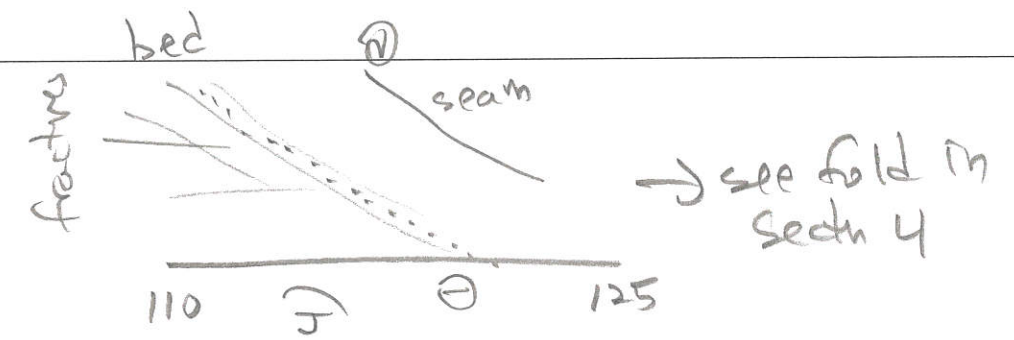
Feature	Thick	Core-face orientation		2nd app. orientation		Core orientation		Summary:	Observer:	Date:
		AZIM	DIP/PLG	AZIM	DIP/PLG	AZIM	DIP/PLG			
								Open fractures x-cut black filled fractures or seams	JM-MW	
								① 3-9 (090, 48; 000, 18) / open fractures		
								② 11-23, open (way) fracture (090, 68; 000, 50) ✓		
								③a 1-14, black seam (090, 70; 180, 40) ✓		
								③b 6-18, black seam (090, 83; 000, 0) ✓		
								(arectomony at end) approx.		
								④ 19-25, frac → black seam		
								⑤ 25-27, thick seam (090, 43; 000, 14) ✓		
								⑥ 33-43, thick seam (090, 60; 000, 30) ✓		
								⑦ 46-52, open fracture (090, 48; 180, 2) ✓		
								⑧ 60-61, open fracture (090, 18; 000, 3) ✓		
								44-56, sand bed (090, 50) gradated		
								78-80, open fracture (090, 18; 000, 15) ✓		

CM Scale

- 0
- 2
- 4
- 6
- 8
- 10
- 12
- 14
- 16
- 18
- 20
- 22
- 24
- 26
- 28
- 30
- 32
- 34
- 36
- 38
- 40
- 42
- 44
- 46
- 48
- 50
- 52
- 54
- 56
- 58
- 60
- 62
- 64
- 66
- 68
- 70
- 72
- 74
- 76
- 78
- 80
- 82
- 84
- 86
- 88
- 90
- 92
- 94
- 96
- 98
- 100
- 102
- 104
- 106
- 108
- 110
- 112
- 114
- 116
- 118
- 120
- 122
- 124
- 126
- 128
- 130
- 132
- 134
- 136
- 138
- 140
- 142
- 144
- 146
- 148
- 150
- 152



Feature	Thick	Core-face orientation		2nd app. orientation		Core orientation		Summary:	Observer:	Date:
		AZIM	DIP/PLG	AZIM	DIP/PLG	AZIM	DIP/PLG			
								Comments/Sketches		
								2-3, open fracture (probably) (090, 9; 180, 33) ✓ 13-14, gradual beddy (090, 12; 000, 30) ✓ 13-18, open fracture (090, 50; 000, 70) ✓		
								64-66, beddy (270, 10; ...)		
								67-69, sharp beddy (270, 23; 000, 8) ✓		
								79-80, sharp beddy (270, 20; 000, 10) ✓		
								114-122, sharp beddy (cutnes in 4) (270, 50; 000, 10) ✓		
								119-125, black seam (270, 63; 000, 5) ✓		




CM Scale

- 0
- 2
- 4
- 6
- 8
- 10
- 12
- 14
- 16
- 18
- 20
- 22
- 24
- 26
- 28
- 30
- 32
- 34
- 36
- 38
- 40
- 42
- 44
- 46
- 48
- 50
- 52
- 54
- 56
- 58
- 60
- 62
- 64
- 66
- 68
- 70
- 72
- 74
- 76
- 78
- 80
- 82
- 84
- 86
- 88
- 90
- 92
- 94
- 96
- 98
- 100
- 102
- 104
- 106
- 108
- 110
- 112
- 114
- 116
- 118
- 120
- 122
- 124
- 126
- 128
- 130
- 132
- 134
- 136
- 138
- 140
- 142
- 144
- 146
- 148
- 150
- 152



Feature	Thick	Core-face orientation		2nd app. orientation		Core orientation		Summary:	Observer:	Date:
		AZIM	DIP/PLG	AZIM	DIP/PLG	AZIM	DIP/PLG			
								Comments/Sketches		
								<p>① 1-7, sharp bedding (270, 64; 000, 0) (continues to sect. 3)</p> <p>② 24, bedding (270, 80; 44, 0) ✓</p> <p>③ 26, 30, black flow zone, infecting (270, 23; 180, 40) into overlying ✓</p> <p>④ 28-33, bedding (270, 43; 180, 36)</p> <p>⑤ 36-45, black seam (270, 55;)</p> <p>⑥ 47-48, black seam (270, 17;)</p> <p>81-84, open fracture (270, 30, 000, 15)</p>		
								111-112, bedding, (270, 8; 00, 5) ✓		
								130-132, bedding, (270, 7; 0, 15) ✓		
								142-144, bedding, (270, 3; 0, 8) ✓		

CM Scale



Feature	Thick	Core-face orientation		2nd app. orientation		Core orientation		Summary:	Observer:	Date:
		AZIM	DIP/PLG	AZIM	DIP/PLG	AZIM	DIP/PLG			
								17~18, bedding ✓ (090, 10; SW, 4)		
								37~39, bedding ✓ (090, 25; 180, 8)		
								52-53, bedding, (090, 15; SW, 1) ✓		

CM Scale

0

2

4

6

8

10

12

14

16

18

20

22

24

26

28

30

32

34

36

38

40

42

44

46

48

50

52

54

56

58

60

62

64

66

68

70

72

74

76

78

80

82

84

86

88

90

92

94

96

98

100

102

104

106

108

110

112

114

116

118

120

122

124

126

128

130

132

134

136

138

140

142

144

146

148

150

152



CM Scale	Feature	Thick	Core-face orientation		2nd app. orientation		Core orientation		Summary:	Observer:	Date:
			AZIM	DIP/PLG	AZIM	DIP/PLG	AZIM	DIP/PLG			
0											
2											
4											
6											
8											
10											
12											
14											
16											
18											
20											
22											
24											
26											
28											
30											
32											
34											
36											
38											
40											
42											
44											
46											
48											
50											
52											
54											
56											
58											
60											
62											
64											
66											
68											
70											
72											
74											
76											
78											
80											
82											
84											
86											
88											
90											
92											
94											
96											
98											
100											
102											
104											
106											
108											
110											
112											
114											
116											
118											
120											
122											
124											
126											
128											
130											
132											
134											
136											
138											
140											
142											
144											
146											
148											
150											
152											

40-45, bedding, (090, 12; 180, 15) ✓


68-69, bedding, (090, 10; 180, 12) ✓

104-105, bedding, (090, 14; 180, 37) ✓
 108-109, bedding, (090, 12; 000, 15) ✓
 or fracture, no clear


Expedition 375 - Hikurangi

375-U1519C-18R-CC-A |

Feature	Thick	Core-face orientation		2nd app. orientation		Core orientation		Summary:	Observer:	Date:
		AZIM	DIP/PLG	AZIM	DIP/PLG	AZIM	DIP/PLG			
<div style="display: flex; justify-content: space-between; padding: 5px;"> <div style="width: 10%;"> <p>CM Scale</p> </div> <div style="width: 90%;"></div> </div>										



CM Scale	Feature	Thick	Core-face orientation		2nd app. orientation		Core orientation		Summary:	Observer:	Date:
			AZIM	DIP/PLG	AZIM	DIP/PLG	AZIM	DIP/PLG			
0											
2											
4											
6											
8											
10											
12											
14											
16											
18											
20											
22											
24											
26											
28											
30											
32											
34											
36											
38											
40											
42											
44											
46											
48											
50											
52											
54											
56											
58											
60											
62											
64											
66											
68											
70											
72											
74											
76											
78											
80											
82											
84											
86											
88											
90											
92											
94											
96											
98											
100											
102											
104											
106											
108											
110											
112											
114											
116											
118											
120											
122											
124											
126											
128											
130											
132											
134											
136											
138											
140											
142											
144											
146											
148											
150											
152											



10-11, fracture, // bedding (270, 4; 180, 10) ✓

27-28, fracture (090, 10) over 21 ✓

47-48, bedding, (090, 21; 180, 15) ✓

93-96, fracture bedding? (270, 40; 180, 30) ✓
low confidence

Feature	Thick	Core-face orientation		2nd app. orientation		Core orientation		Summary:	Observer:	Date:
		AZIM	DIP/PLG	AZIM	DIP/PLG	AZIM	DIP/PLG			
									J.M. V.M.W	
								16~20, bedding, (270, 40; 180, 40) ✓ '0 confidence		
								47-51, bedding possible, (090, 40; 180, 30) ✓		
								68-73, fracture, (090, 40; 000, 0) ✓		
								83-94, fracture, (270, 66; 000, 55) ✓		

CM Scale

0

-2

-4

-6

-8

-10

-12

-14

-16

-18

-20

-22

-24

-26

-28

-30

-32

-34

-36

-38

-40

-42

-44

-46

-48

-50

-52

-54

-56

-58

-60

-62

-64

-66

-68

-70

-72

-74

-76

-78

-80

-82

-84

-86

-88

-90

-92

-94

-96

-98

-100

-102

-104

-106

-108

-110

-112

-114

-116

-118

-120

-122

-124

-126

-128

-130

-132

-134

-136

-138

-140

-142

-144

-146

-148

-150

-152

HW

CM Scale	Feature	Thick	Core-face orientation		2nd app. orientation		Core orientation		Summary:	Observer:	Date:
			AZIM	DIP/PLG	AZIM	DIP/PLG	AZIM	DIP/PLG			
0									26, bedding, (270, 2; 000, 20) ✓		
-2									32 ¹ / ₃₈ , fracture, (090, 40; 000, 20) ✓		
-4									tides sediments		
-6									50~77, folding		
-8									65~67, fracture (270, 21; 000, 28) ✓		
-10											
-12											
-14											
-16											
-18											
-20											
-22											
-24											
-26											
-28											
-30											
-32											
-34											
-36											
-38											
-40											
-42											
-44											
-46											
-48											
-50											
-52											
-54											
-56											
-58											
-60											
-62											
-64											
-66											
-68											
-70											
-72											
-74											
-76											
-78											
-80											
-82											
-84											
-86											
-88											
-90											
-92									115~120, fracture (270, 35; 340, 0) ✓		
-94											
-96											
-98											
-100											
-102											
-104											
-106									119~150, bedding fracture (090, 90; 000, 0) ✓		
-108											
-110											
-112											
-114											
-116											
-118									fra 129~137, fracture (270, 61; 335, 0) ✓		
-120											
-122											
-124											
-126											
-128											
-130									133~139, fracture, (270, 45; 000, 32) ✓		
-132											
-134											
-136									137~140, bedding, (270, 24; 000, 54) ✓		
-138									↳ Uncertain		
-140											
-142											
-144											
-146											
-148											
-150											
-152											



Feature	Thick	Core-face orientation		2nd app. orientation		Core orientation		Summary:	Observer:	Date:
		AZIM	DIP/PLG	AZIM	DIP/PLG	AZIM	DIP/PLG			
								4~9, bedding, (270, 37; 000, 0) ✓	J.M. M.	20/04/2018
								55~61, ^{open} fracture, (270, 50; 180, 20) ✓ dark seam, filled fracture (270, 57; 180, 15) ✓		
								75~81, open fracture, (270, 14; 180, 17) ✓ grooves (5~10mm) ✓ * (archive half) 91~96, fanit, striation, (54, 090) ✓ 98~99, bedding, (270, 12; 000, 28) ✓		
								108~110, bedding, (270, 22; 000, 4) ✓		

CM Scale

- 0
- 2
- 4
- 6
- 8
- 10
- 12
- 14
- 16
- 18
- 20
- 22
- 24
- 26
- 28
- 30
- 32
- 34
- 36
- 38
- 40
- 42
- 44
- 46
- 48
- 50
- 52
- 54
- 56
- 58
- 60
- 62
- 64
- 66
- 68
- 70
- 72
- 74
- 76
- 78
- 80
- 82
- 84
- 86
- 88
- 90
- 92
- 94
- 96
- 98
- 100
- 102
- 104
- 106
- 108
- 110
- 112
- 114
- 116
- 118
- 120
- 122
- 124
- 126
- 128
- 130
- 132
- 134
- 136
- 138
- 140
- 142
- 144
- 146
- 148
- 150
- 152



Feature	Thick	Core-face orientation		2nd app. orientation		Core orientation		Summary:	Observer:	Date:
		AZIM	DIP/PLG	AZIM	DIP/PLG	AZIM	DIP/PLG			
								13, dark seam, bedding? (270, 2; 180, 43) ✓ 23~24, bedding, (270, 8; 180, 30) ✓		
								45~57, fracture, (270, 53; 180, 26) ✓ inter fault -bedding- (180, 30) ✓ -fracture- (180, 30) ✓ 41~42, fault ✓		
								71~72, bedding, (270, 5; 180, 26) ✓		

CM Scale

0

-2

-4

-6

-8

-10

-12

-14

-16

-18

-20

-22

-24

-26

-28

-30

-32

-34

-36

-38

-40

-42

-44

-46

-48

-50

-52

-54

-56

-58

-60

-62

-64

-66

-68

-70

-72

-74

-76

-78

-80

-82

-84

-86

-88

-90

-92

-94

-96

-98

-100

-102

-104

-106

-108

-110

-112

-114

-116

-118

-120

-122

-124

-126

-128

-130

-132

-134

-136

-138

-140

-142

-144

-146

-148


-150

-152



Feature	Thick	Core-face orientation		2nd app. orientation		Core orientation		Summary:	Observer:	Date:
		AZIM	DIP/PLG	AZIM	DIP/PLG	AZIM	DIP/PLG			
								4~18, fracture, (090, 47; 180, 71)		
								66~ bedding, (270, 2; 180, 24) low confidence		
								100~ bedding, (270, 10; 000, 12)		
								110, bedding, (270, 11; 000, 10)		
								126~127, bedding, (270, 10; 000, 5)		
								136~148, fractures, (270, 47; 000, 47)		
								140-148, fracture, (270, 24; 000, 0)		

CM Scale



Feature	Thick	Core-face orientation		2nd app. orientation		Core orientation		Summary:	Observer:	Date:
		AZIM	DIP/PLG	AZIM	DIP/PLG	AZIM	DIP/PLG			

CM Scale

- 0
- 2
- 4
- 6
- 8
- 10
- 12
- 14
- 16
- 18
- 20
- 22
- 24
- 26
- 28
- 30
- 32
- 34
- 36
- 38
- 40
- 42
- 44
- 46
- 48
- 50
- 52
- 54
- 56
- 58
- 60
- 62
- 64
- 66
- 68
- 70
- 72
- 74
- 76
- 78
- 80
- 82
- 84
- 86
- 88
- 90
- 92
- 94
- 96
- 98
- 100
- 102
- 104
- 106
- 108
- 110
- 112
- 114
- 116
- 118
- 120
- 122
- 124
- 126
- 128
- 130
- 132
- 134
- 136
- 138
- 140
- 142
- 144
- 146
- 148
- 150
- 152



Expedition 375 - Hikurangi

375-U1519C-20R-1-A | SHLF9489191

CM Scale	Feature	Thick	Core-face orientation		2nd app. orientation		Core orientation		Summary:	Observer:	Date:
			AZIM	DIP/PLG	AZIM	DIP/PLG	AZIM	DIP/PLG			
0											
-2											
-4											
-6											
-8											
-10											
-12											
-14											
-16											
-18											
-20											
-22											
-24											
-26											
-28											
-30											
-32											
-34											
-36											
-38											
-40											
-42											
-44											
-46											
-48											
-50											
-52			070	80	180	1					
-54											
-56											
-58											
-60			070	6	000	4					
-62											
-64											
-66											
-68											
-70											
-72											
-74											
-76											
-78											
-80											
-82											
-84											
-86											
-88											
-90											
-92											
-94											
-96											
-98											
-100											
-102											
-104											
-106											
-108											
-110											
-112											
-114											
-116											
-118											
-120											
-122											
-124											
-126											
-128											
-130											
-132											
-134											
-136											
-138											
-140											
-142											
-144											
-146											
-148											
-150											
-152											

DD:
 0-28 cm → biscuit - moderate
 80-150 cm → " "



CM Scale	Feature	Thick	Core-face orientation		2nd app. orientation		Core orientation		Summary:	Observer:	Date:
			AZIM	DIP/PLG	AZIM	DIP/PLG	AZIM	DIP/PLG			
0											
-2											
-4											
-6			090	6	180	20					4/21/18
-8											
-10											
-12											
-14											
-16											
-18											
-20											
-22											
-24											
-26											
-28											
-30											
-32											
-34											
-36											
-38											
-40											
-42			090	10	180	12					
-44											
-46											
-48											
-50											
-52											
-54											
-56											
-58											
-60											
-62											
-64			270	75	000	1					
-66											
-68											
-70											
-72											
-74											
-76											
-78											
-80											
-82											
-84											
-86											
-88											
-90											
-92											
-94											
-96											
-98											
-100											
-102											
-104											
-106											
-108											
-110											
-112											
-114											
-116											
-118											
-120											
-122											
-124											
-126											
-128											
-130											
-132											
-134											
-136											
-138											
-140											
-142											
-144											
-146											
-148											
-150											
-152											



Expedition 375 - Hikurangi

375-U1519C-20R-3-A | SHLF9489251

CM Scale	Feature	Thick	Core-face orientation		2nd app. orientation		Core orientation		Summary:	Observer:	Date:
			AZIM	DIP/PLG	AZIM	DIP/PLG	AZIM	DIP/PLG			
0											
2											
4											
6											
8											
10											
12											
14											
16	open fract.		090	70	029	0					
18											
20											
22											
24											
26											
28											
30											
32											
34											
36											
38											
40											
42											
44											
46											
48											
50											
52											
54											
56											
58											
60											
62											
64											
66											
68											
70											
72											
74											
76											
78											
80											
82											
84											
86											
88											
90											
92											
94											
96											
98											
100											
102											
104											
106											
108											
110											
112											
114											
116											
118											
120											
122											
124											
126											
128											
130											
132											
134											
136											
138											
140											
142											
144											
146											
148											
150											
152											

@ 15 cm, small open fractures, en echelon

fract. zone

090 50 180 0

DD: 0-3 cm void

Expedition 375 - Hikurangi

375-U1519C-20R-4-A | SHLF9489281

CM Scale	Feature	Thick	Core-face orientation		2nd app. orientation		Core orientation		Summary:	Observer:	Date:
			AZIM	DIP/PLG	AZIM	DIP/PLG	AZIM	DIP/PLG			
0											
2											
4											
6											
8											
10											
12											
14											
16											
18											
20											
22	open ↓ fill		090	20	180	50					
24											
26											
28											
30											
32											
34											
36											
38											
40											
42											
44											
46			120	36	000	30					
48											
50											
52											
54											
56											
58											
60											
62											
64											
66											
68											
70											
72											
74											
76											
78											
80											
82											
84											
86											
88											
90											
92											
94											
96											
98											
100											
102											
104											
106											
108											
110											
112											
114											
116											
118											
120											
122											
124											
126											
128											
130											
132											
134											
136											
138											
140											
142											
144											
146											
148											
150											
152											

CM Scale

- 0
- 2
- 4
- 6
- 8
- 10
- 12
- 14
- 16
- 18
- 20
- 22
- 24
- 26
- 28
- 30
- 32
- 34
- 36
- 38
- 40
- 42
- 44
- 46
- 48
- 50
- 52
- 54
- 56
- 58
- 60
- 62
- 64
- 66
- 68
- 70
- 72
- 74
- 76
- 78
- 80
- 82
- 84
- 86
- 88
- 90
- 92
- 94
- 96
- 98
- 100
- 102
- 104
- 106
- 108
- 110
- 112
- 114
- 116
- 118
- 120
- 122
- 124
- 126
- 128
- 130
- 132
- 134
- 136
- 138
- 140
- 142
- 144
- 146
- 148
- 150
- 152



Expedition 375 - Hikurangi

375-U1519C-21R-1-A | SHLF9490301

CM Scale	Feature	Thick	Core-face orientation		2nd app. orientation		Core orientation		Summary:	Observer:	Date:
			AZIM	DIP/PLG	AZIM	DIP/PLG	AZIM	DIP/PLG			
0											
2											
4											
6											
8											
10											
12											
14											
16											
18											
20											
22											
24											
26											
28											
30											
32											
34											
36											
38											
40											
42											
44											
46											
48											
50											
52											
54											
56											
58											
60											
62											
64											
66											
68											
70											
72											
74											
76											
78											
80											
82											
84											
86											
88											
90											
92											
94											
96											
98											
100											
102											
104											
106											
108											
110											
112											
114											
116											
118											
120											
122											
124											
126											
128											
130											
132											
134											
136											
138											
140											
142											
144											
146											
148											
150											
152											

0-37

Moderate
discontinuity

Minor flow
deposit
chaotic, bled
bedding surfaces.

KITA NOLE HYD-A

Expedition 375 - Hikurangi

375-U1519C-21R-2-A | SHLF9490331

CM Scale	Feature	Thick	Core-face orientation		2nd app. orientation		Core orientation		Summary:	Observer:	Date:
			AZIM	DIP/PLG	AZIM	DIP/PLG	AZIM	DIP/PLG			
0											
2											
4											
6											
8											
10											
12											
14											
16											
18											
20											
22											
24											
26											
28											
30											
32											
34											
36											
38											
40											
42											
44											
46											
48											
50											
52											
54											
56											
58											
60											
62											
64											
66											
68											
70											
72											
74											
76											
78											
80											
82											
84											
86											
88											
90											
92											
94											
96											
98											
100											
102											
104											
106											
108											
110											
112											
114											
116											
118											
120											
122											
124											
126											
128											
130											
132											
134											
136											
138											
140											
142											
144											
146											
148											
150											
152											

bedding to 24 180 23
@ 30

hydrated

bedding 270 1 180 14
73 73

62-73 hydrated,
destroyed.



CM Scale	Feature	Thick	Core-face orientation		2nd app. orientation		Core orientation		Summary:	Observer:	Date:
			AZIM	DIP/PLG	AZIM	DIP/PLG	AZIM	DIP/PLG			
0											
2											
4											
6											
8											
10											
12											
14											
16											
18											
20											
22											
24											
26											
28											
30											
32											
34											
36											
38											
40											
42											
44											
46											
48											
50											
52											
54											
56											
58											
60											
62											
64											
66											
68											
70											
72											
74											
76											
78											
80											
82											
84											
86											
88											
90											
92											
94											
96											
98											
100											
102											
104											
106											
108											
110											
112											
114											
116											
118											
120											
122											
124											
126											
128											
130											
132											
134											
136											
138											
140											
142											
144											
146											
148											
150											
152											



15-10 void

S₁@ 33cm

12

010 16

DPD" fractured

Slight
biscuiting.

sharp

CM Scale	Feature	Thick	Core-face orientation		2nd app. orientation		Core orientation		Summary:	Observer:	Date:
			AZIM	DIP/PLG	AZIM	DIP/PLG	AZIM	DIP/PLG			
0	0-3			VOID						HS & AF	21/4
2											
4											
6											
8											
10											
12											
14											
16											
18											
20											
22											
24											
26											
28											
30	open fracture		270	31	180	34					
32	29cm										
34											
36											
38											
40											
42											
44											
46											
48											
50											
52											
54											
56											
58											
60											
62											
64											
66											
68											
70											
72											
74											
76											
78											
80											
82											
84											
86											
88											
90											
92											
94											
96											
98											
100											
102											
104											
106											
108											
110											
112											
114											
116											
118											
120											
122											
124											
126											
128											
130											
132											
134											
136											
138											
140											
142											
144											
146											
148											
150											
152											

Slight
biscuiting throughout

Mass transport
deposits
Chert
Orientation



CM Scale	Feature	Thick	Core-face orientation		2nd app. orientation		Core orientation		Summary:	Observer:	Date:
			AZIM	DIP/PLG	AZIM	DIP/PLG	AZIM	DIP/PLG			
0											
-2											
-4											
-6											
-8											
-10											
-12											
-14											
-16											
-18											
-20											
-22											
-24											
-26											
-28											
-30	S ₁										
-32	30cm		270	41	180	11					
-34											
-36											
-38											
-40											
-42											
-44											
-46											
-48											
-50											
-52											
-54											
-56											
-58											
-60											
-62											
-64											
-66											
-68											
-70											
-72											
-74											
-76											
-78											
-80											
-82											
-84											
-86											
-88											
-90											
-92											
-94											
-96											
-98											
-100											
-102											
-104											
-106											
-108											
-110											
-112											
-114											
-116											
-118											
-120											
-122											
-124											
-126											
-128											
-130											
-132											
-134											
-136											
-138											
-140											
-142											
-144											
-146											
-148											
-150											
-152											

Sharp bedding.

Consistent bedding
 through most but
 slightly bisected

I
W

CM Scale	Feature	Thick	Core-face orientation		2nd app. orientation		Core orientation		Summary:	Observer:	Date:
			AZIM	DIP/PLG	AZIM	DIP/PLG	AZIM	DIP/PLG			
0	2	Void							H5 & AF	21/4	
2									Mass trans for + deposit: small-scale, complex folding and soft sediment flow structures.		
4											
6											
8											
10											
12											
14											
16											
18											
20											
22											
24											
26											
28											
30											
32											
34											
36											
38											
40											
42											
44											
46											
48											
50											
52											
54											
56											
58											
60											
62											
64											
66											
68											
70											
72											
74											
76											
78											
80											
82											
84											
86											
88											
90											
92											
94											
96											
98											
100											
102											
104											
106											
108											
110											
112											
114											
116											
118											
120											
122											
124											
126											
128											
130											
132											
134											
136											
138											
140											
142											
144											
146											
148											
150											
152											



2
2
Void

48-58
brecciated

Expedition 375 - Hikurangi

375-U1519C-22R-1-A | SHLF9490811


CM Scale	Feature	Thick	Core-face orientation		2nd app. orientation		Core orientation		Summary:	Observer:	Date:
			AZIM	DIP/PLG	AZIM	DIP/PLG	AZIM	DIP/PLG			
0											
2											
4											
6											
8											
10											
12											
14											
16											
18											
20											
22											
24											
26											
28											
30											
32											
34											
36											
38											
40											
42											
44											
46											
48											
50											
52											
54											
56											
58											
60											
62											
64											
66											
68											
70											
72											
74											
76											
78											
80											
82											
84											
86											
88											
90											
92											
94											
96											
98											
100											
102											
104											
106											
108											
110											
112											
114											
116											
118											
120											
122											
124											
126											
128											
130											
132											
134											
136											
138											
140											
142											
144											
146											
148											
150											
152											

@54-58 open frac
(090, 32 ; 000, 54)

@54-63 cm - filled frac

090 21
090 30
000 30
180 44

DIP 0 - 46 cm - biscuited
fracturing



Expedition 375 - Hikurangi

375-U1519C-22R-2-A | SHLF9490841

CM Scale	Feature	Thick	Core-face orientation		2nd app. orientation		Core orientation		Summary:	Observer:	Date:
			AZIM	DIP/PLG	AZIM	DIP/PLG	AZIM	DIP/PLG			
0											
2											
4											
6											
8											
10											
12											
14											
16											
18											
20											
22											
24											
26											
28											
30											
32											
34											
36											
38											
40	bed		090	28	180	37					
42											
44											
46											
48											
50											
52											
54											
56											
58											
60											
62											
64											
66											
68	open fract.		090	46	180	53					
70											
72											
74											
76											
78											
80											
82											
84											
86											
88											
90											
92											
94											
96											
98											
100											
102											
104											
106											
108											
110											
112											
114											
116											
118											
120											
122											
124											
126											
128											
130											
132											
134											
136											
138											
140											
142											
144											
146											
148											
150											
152											

CM Scale

- 0
- 2
- 4
- 6
- 8
- 10
- 12
- 14
- 16
- 18
- 20
- 22
- 24
- 26
- 28
- 30
- 32
- 34
- 36
- 38
- 40
- 42
- 44
- 46
- 48
- 50
- 52
- 54
- 56
- 58
- 60
- 62
- 64
- 66
- 68
- 70
- 72
- 74
- 76
- 78
- 80
- 82
- 84
- 86
- 88
- 90
- 92
- 94
- 96
- 98
- 100
- 102
- 104
- 106
- 108
- 110
- 112
- 114
- 116
- 118
- 120
- 122
- 124
- 126
- 128
- 130
- 132
- 134
- 136
- 138
- 140
- 142
- 144
- 146
- 148
- 150
- 152



low conf.

bed

open fract.

I W

Expedition 375 - Hikurangi

375-U1519C-22R-3-A | SHLF9490871

CM Scale	Feature	Thick	Core-face orientation		2nd app. orientation		Core orientation		Summary:	Observer:	Date:
			AZIM	DIP/PLG	AZIM	DIP/PLG	AZIM	DIP/PLG			
0											
2											
4											
6											
8											
10											
12											
14											
16											
18											
20											
22											
24	-bed		090	1	180	50					
26											
28											
30											
32											
34											
36											
38											
40											
42											
44											
46											
48											
50											
52											
54											
56											
58											
60											
62											
64											
66											
68											
70											
72											
74											
76											
78											
80											
82											
84											
86											
88											
90											
92											
94											
96											
98											
100											
102											
104											
106											
108											
110											
112											
114											
116											
118											
120											
122											
124											
126											
128											
130											
132											
134											
136											
138											
140											
142											
144											
146											
148											
150											
152											

low cont

DD / slight biscuit



CM Scale	Feature	Thick	Core-face orientation		2nd app. orientation		Core orientation		Summary:	Observer:	Date:
			AZIM	DIP/PLG	AZIM	DIP/PLG	AZIM	DIP/PLG			
0											
-2											
-4											
-6											
-8											
-10											
-12											
-14											
-16											
-18											
-20											
-22											
-24											
-26											
-28											
-30											
-32	→		090	23	180	9			low conf		
-34											
-36											
-38											
-40											
-42											
-44											
-46											
-48											
-50											
-52											
-54											
-56	→		090	80	018	0			set of co-echelon fractures		
-58											
-60											
-62											
-64											
-66											
-68											
-70											
-72											
-74											
-76											
-78											
-80											
-82											
-84											
-86											
-88											
-90											
-92											
-94											
-96											
-98											
-100											
-102											
-104											
-106											
-108											
-110											
-112											
-114											
-116											
-118											
-120											
-122											
-124											
-126											
-128											
-130											
-132											
-134											
-136											
-138											
-140											
-142											
-144											
-146											
-148											
-150											
-152											

CM Scale



Expedition 375 - Hikurangi

375-U1519C-22R-5-A | SHLF9490931

CM Scale	Feature	Thick	Core-face orientation		2nd app. orientation		Core orientation		Summary:	Observer:	Date:
			AZIM	DIP/PLG	AZIM	DIP/PLG	AZIM	DIP/PLG			
0											
2											
4											
6											
8											
10											
12											
14											
16											
18											
20											
22											
24											
26											
28											
30											
32											
34											
36											
38											
40											
42											
44											
46											
48											
50											
52											
54											
56											
58											
60											
62											
64											
66											
68											
70											
72											
74											
76											
78											
80											
82											
84											
86											
88											
90											
92											
94											
96											
98											
100											
102											
104											
106											
108											
110											
112											
114											
116											
118											
120											
122											
124											
126											
128											
130											
132											
134											
136											
138											
140											
142											
144											
146											
148											
150											
152											

CM Scale

- 0
- 2
- 4
- 6
- 8
- 10
- 12
- 14
- 16
- 18
- 20
- 22
- 24
- 26
- 28
- 30
- 32
- 34
- 36
- 38
- 40
- 42
- 44
- 46
- 48
- 50
- 52
- 54
- 56
- 58
- 60
- 62
- 64
- 66
- 68
- 70
- 72
- 74
- 76
- 78
- 80
- 82
- 84
- 86
- 88
- 90
- 92
- 94
- 96
- 98
- 100
- 102
- 104
- 106
- 108
- 110
- 112
- 114
- 116
- 118
- 120
- 122
- 124
- 126
- 128
- 130
- 132
- 134
- 136
- 138
- 140
- 142
- 144
- 146
- 148
- 150
- 152



@23-28 cm, diff ^{open} frac set

@27-29 part of set

090 57 000 5

- bed

DIP:
 strike:

CM Scale	Feature	Thick	Core-face orientation		2nd app. orientation		Core orientation		Summary:	Observer:	Date:
			AZIM	DIP/PLG	AZIM	DIP/PLG	AZIM	DIP/PLG			
0											
-2											
-4											
-6											
-8											
-10											
-12											
-14	- bed		270	36	150	9					
-16											
-18											
-20											
-22											
-24											
-26											
-28											
-30											
-32											
-34											
-36											
-38											
-40											
-42											
-44											
-46											
-48											
-50											
-52											
-54											
-56											
-58											
-60											
-62											
-64											
-66											
-68											
-70											
-72											
-74											
-76											
-78											
-80											
-82											
-84											
-86											
-88											
-90											
-92											
-94											
-96											
-98											
-100											
-102											
-104											
-106											
-108											
-110											
-112											
-114											
-116											
-118											
-120											
-122											
-124											
-126											
-128											
-130											
-132											
-134											
-136											
-138											
-140											
-142											
-144											
-146											
-148											
-150											
-152											

CM Scale

0 -2 -4 -6 -8 -10 -12 -14 -16 -18 -20 -22 -24 -26 -28 -30 -32 -34 -36 -38 -40 -42 -44 -46 -48 -50 -52 -54 -56 -58 -60 -62 -64 -66 -68 -70 -72 -74 -76 -78 -80 -82 -84 -86 -88 -90 -92 -94 -96 -98 -100 -102 -104 -106 -108 -110 -112 -114 -116 -118 -120 -122 -124 -126 -128 -130 -132 -134 -136 -138 -140 -142 -144 -146 -148 -150 -152



open face

270 37

000 39

150 9

270 36

4/2/18

AF+AS

Expedition 375 - Hikurangi

375-U1519C-22R-7-A | SHLF9490991

CM Scale	Feature	Thick	Core-face orientation		2nd app. orientation		Core orientation		Summary:	Observer:	Date:
			AZIM	DIP/PLG	AZIM	DIP/PLG	AZIM	DIP/PLG			
0											
2											
4											
6	open face		270	49	019	0				AF+HS	4/21/18
8											
10											
12											
14											
16											
18											
20											
22											
24											
26	bed		270	24	000	27					
28											
30											
32											
34											
36											
38											
40											
42											
44											
46											
48											
50	bed		000	10	000	12					
52											
54											
56											
58											
60											
62											
64	bed		270	11	000	20					
66											
68											
70											
72											
74											
76											
78											
80											
82											
84											
86											
88											
90											
92											
94											
96											
98											
100											
102											
104											
106											
108											
110											
112											
114											
116											
118											
120											
122											
124											
126											
128											
130											
132											
134											
136											
138											
140											
142											
144											
146											
148											
150											
152											

part of sect

DD: mild biscuit frac.

CM Scale	Feature	Thick	Core-face orientation		2nd app. orientation		Core orientation		Summary:	Observer:	Date:
			AZIM	DIP/PLG	AZIM	DIP/PLG	AZIM	DIP/PLG			
0	↓ 3								HS & AF	21/4	
2											
4											
6											
8											
10											
12											
14											
16											
18											
20											
22											
24											
26											
28											
30											
32											
34											
36											
38											
40											
42											
44											
46											
48											
50	S ₉₀ @ 51cm		270	25	180	13					
52											
54											
56											
58											
60											
62											
64											
66											
68											
70											
72											
74	S ₂₀ @ 76		270	18	000	15					
76											
78											
80											
82											
84											
86											
88											
90											
92											
94											
96											
98											
100											
102											
104											
106											
108											
110											
112											
114											
116											
118											
120											
122											
124											
126											
128											
130											
132											
134											
136											
138											
140											
142											
144											
146											
148											
150											
152											

Sharp bedding

Sharp bedding

Moderately
Biscuited

Expedition 375 - Hikurangi

375-U1519C-23R-2-A | SHLF9492111

CM Scale	Feature	Thick	Core-face orientation		2nd app. orientation		Core orientation		Summary:	Observer:	Date:
			AZIM	DIP/PLG	AZIM	DIP/PLG	AZIM	DIP/PLG			
0										HS & AF	21/14
2											
4											
6											
8											
10											
12											
14											
16											
18											
20											
22											
24											
26											
28											
30											
32											
34											
36											
38											
40											
42											
44											
46											
48											
50											
52											
54											
56											
58											
60											
62											
64											
66											
68											
70											
72											
74											
76											
78											
80											
82											
84											
86											
88											
90											
92											
94											
96											
98											
100											
102											
104											
106											
108											
110											
112											
114											
116											
118											
120											
122											
124											
126											
128											
130											
132											
134											
136											
138											
140											
142											
144											
146											
148											
150											
152											



14
 18
 49°
 270 22 000 10
 b: succidat - moderate
 HYDRATE → SORT / MINGLED
 Sharp bedding.

CM Scale	Feature	Thick	Core-face orientation		2nd app. orientation		Core orientation		Summary:	Observer:	Date:
			AZIM	DIP/PLG	AZIM	DIP/PLG	AZIM	DIP/PLG			
0											
2											
4											
6											
8											
10											
12											
14											
16											
18	50 [Ⓢ]										
20	14cm		090	19	180	73					
22											
24											
26											
28											
30											
32											
34											
36											
38											
40											
42											
44											
46											
48											
50											
52											
54											
56											
58											
60											
62											
64											
66											
68											
70											
72											
74											
76											
78											
80											
82											
84											
86											
88											
90											
92											
94											
96											
98											
100											
102											
104											
106											
108											
110											
112											
114											
116											
118											
120											
122											
124											
126											
128											
130											
132											
134											
136			090	12	000	5					
138	@ 157										
140	50										
142											
144											
146											
148											
150											
152											

Base of sand, sharp

sharp
low
confidence
regularity
biscarited
(slight?)


CM Scale	Feature	Thick	Core-face orientation		2nd app. orientation		Core orientation		Summary:	Observer:	Date:
			AZIM	DIP/PLG	AZIM	DIP/PLG	AZIM	DIP/PLG			
0											
2											
4											
6											
8											
10											
12											
14											
16											
18											
20											
22											
24											
26											
28											
30	open fracture		80	80	122	120					
32											
34											
36											
38											
40											
42											
44											
46											
48											
50											
52											
54											
56											
58											
60											
62											
64											
66											
68											
70											
72											
74											
76											
78											
80											
82											
84											
86											
88											
90											
92											
94											
96											
98											
100											
102											
104											
106											
108											
110											
112											
114											
116											
118											
120											
122											
124											
126											
128											
130											
132											
134											
136											
138											
140											
142											
144											
146											
148											
150											
152											

super irregular

Sharp bedding.

Set of open fractures

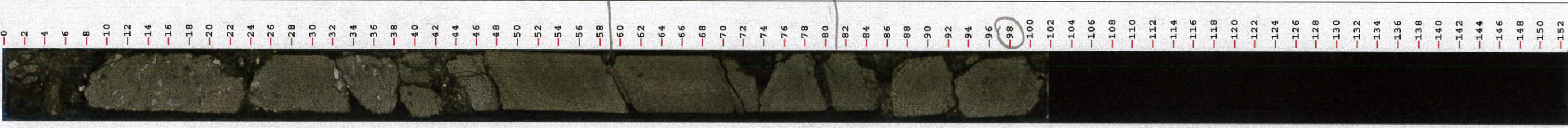
Slight
biscuiting.



Expedition 375 - Hikurangi

375-U1519C-23R-5-A | SHLF9492201

CM Scale	Feature	Thick	Core-face orientation		2nd app. orientation		Core orientation		Summary:	Observer:	Date:
			AZIM	DIP/PLG	AZIM	DIP/PLG	AZIM	DIP/PLG			
0											
2											
4											
6											
8											
10											
12											
14											
16											
18											
20											
22											
24											
26											
28											
30											
32											
34											
36											
38											
40											
42											
44											
46											
48											
50											
52											
54											
56											
58											
60			50	90 26	180 6						
62			51cm								
64											
66											
68											
70											
72											
74											
76											
78											
80			5.2	90 9	180 6						
82			81cm								
84											
86											
88											
90											
92											
94											
96											
98			5.2	270 25	180 19						
100			98cm								
102											
104											
106											
108											
110											
112											
114											
116											
118											
120											
122											
124											
126											
128											
130											
132											
134											
136											
138											
140											
142											
144											
146											
148											
150											
152											



Summary: Moderately bisected
Sharp bedding
Sharp bedding
Sharp bedding

43

Observer: HS & AF
Date: 21/4

Comments/Sketches

Expedition 375 - Hikurangi

375-U1519C-23R-6-A | SHLF9492231

CM Scale	Feature	Thick	Core-face orientation		2nd app. orientation		Core orientation		Summary:	Observer:	Date:
			AZIM	DIP/PLG	AZIM	DIP/PLG	AZIM	DIP/PLG			
0											
2											
4											
6											
8											
10											
12											
14											
16											
18											
20											
22											
24											
26											
28											
30											
32											
34											
36											
38											
40	S ₀ ⊙		270	7	000	12					
42											
44											
46											
48											
50											
52											
54											
56											
58											
60											
62											
64	S ₀ ⊙		090	17	000	18					
66											
68											
70											
72											
74											
76											
78											
80											
82											
84											
86											
88											
90											
92											
94											
96											
98											
100											
102											
104											
106											
108											
110											
112											
114											
116											
118											
120											
122											
124											
126											
128											
130											
132											
134											
136											
138											
140											
142											
144											
146											
148											
150											
152											

Sharp bedding

Sharp bedding.

Moderate
discontinuity.



Expedition 375 - Hikurangi

375-U1519C-24R-1-A | SHLF9492511

CM Scale	Feature	Thick	Core-face orientation		2nd app. orientation		Core orientation		Summary:	Observer:	Date:
			AZIM	DIP/PLG	AZIM	DIP/PLG	AZIM	DIP/PLG			
-0											
-2											
-4											
-6											
-8											
-10											
-12											
-14											
-16											
-18											
-20											
-22											
-24											
-26											
-28											
-30											
-32											
-34											
-36											
-38											
-40											
-42											
-44											
-46											
-48											
-50											
-52											
-54											
-56			090	10	000	12					
-58											
-60											
-62											
-64											
-66			090	75	0xx	0					
-68											
-70											
-72											
-74											
-76											
-78											
-80											
-82											
-84											
-86											
-88											
-90											
-92			090	40	35Z	0					
-94											
-96											
-98											
-100											
-102											
-104											
-106											
-108											
-110											
-112											
-114											
-116											
-118											
-120											
-122											
-124											
-126											
-128											
-130											
-132											
-134											
-136											
-138											
-140											
-142											
-144											
-146											
-148											
-150											
-152											

DD: 0-20 cm soupy - destroyed
slightly biscuit

I W

Expedition 375 - Hikurangi

375-U1519C-24R-2-A | SHLF9492541

CM Scale

- 0
- 2
- 4
- 6
- 8
- 10
- 12
- 14
- 16
- 18
- 20
- 22
- 24
- 26
- 28
- 30
- 32
- 34
- 36
- 38
- 40
- 42
- 44
- 46
- 48
- 50
- 52
- 54
- 56
- 58
- 60
- 62
- 64
- 66
- 68
- 70
- 72
- 74
- 76
- 78
- 80
- 82
- 84
- 86
- 88
- 90
- 92
- 94
- 96
- 98
- 100
- 102
- 104
- 106
- 108
- 110
- 112
- 114
- 116
- 118
- 120
- 122
- 124
- 126
- 128
- 130
- 132
- 134
- 136
- 138
- 140
- 142
- 144
- 146
- 148
- 150
- 152



Feature	Thick	Core-face orientation		2nd app. orientation		Core orientation		Summary:	Observer:	Date:
		AZIM	DIP/PLG	AZIM	DIP/PLG	AZIM	DIP/PLG			
									AF+HS	4/21/18
<p>DD: mod bisc.</p>										

Expedition 375 - Hikurangi

375-U1519C-24R-3-A | SHLF9492571

CM Scale	Feature	Thick	Core-face orientation		2nd app. orientation		Core orientation		Summary	Observer:	Date:
			AZIM	DIP/PLG	AZIM	DIP/PLG	AZIM	DIP/PLG			
0										AF+HS	4/21/18
2											
4											
6											
8											
10											
12											
14											
16											
18											
20											
22											
24											
26											
28											
30											
32											
34											
36											
38											
40											
42											
44											
46											
48											
50											
52											
54											
56											
58											
60											
62											
64											
66											
68											
70											
72											
74											
76											
78											
80											
82											
84											
86											
88											
90											
92											
94											
96											
98											
100											
102											
104											
106											
108											
110											
112											
114											
116											
118											
120											
122											
124											
126											
128											
130											
132											
134											
136											
138											
140											
142											
144											
146											
148											
150											
152											

CM Scale

0

2

4

6

8

10

12

14

16

18

20

22

24

26

28

30

32

34

36

38

40

42

44

46

48

50

52

54

56

58

60

62

64

66

68

70

72

74

76

78

80

82

84

86

88

90

92

94

96

98

100

102

104

106

108

110

112

114

116

118

120

122

124

126

128

130

132

134

136

138

140

142

144

146

148

150

152



0-2 void

bed

270

4

180

28

low conf.

270 11 000 13

bed

DD: 16-47 mod. bise.
84-102 brec.

Expedition 375 - Hikurangi

375-U1519C-25R-1-A | SHLF9493201

Feature	Thick	Core-face orientation		2nd app. orientation		Core orientation		Summary:	Observer:	Date:
		AZIM	DIP/PLG	AZIM	DIP/PLG	AZIM	DIP/PLG			
									J.M. M.W.	21/4/2018
										16-17, bedding, (270, 15; 000, 5)
										44~45, bedding, (090, 10; 000, 17)

CM Scale


- 0
- 2
- 4
- 6
- 8
- 10
- 12
- 14
- 16
- 18
- 20
- 22
- 24
- 26
- 28
- 30
- 32
- 34
- 36
- 38
- 40
- 42
- 44
- 46
- 48
- 50
- 52
- 54
- 56
- 58
- 60
- 62
- 64
- 66
- 68
- 70
- 72
- 74
- 76
- 78
- 80
- 82
- 84
- 86
- 88
- 90
- 92
- 94
- 96
- 98
- 100
- 102
- 104
- 106
- 108
- 110
- 112
- 114
- 116
- 118
- 120
- 122
- 124
- 126
- 128
- 130
- 132
- 134
- 136
- 138
- 140
- 142
- 144
- 146
- 148
- 150
- 152



Expedition 375 - Hikurangi

375-U1519C-25R-2-A | SHLF9493231

CM Scale	Feature	Thick	Core-face orientation		2nd app. orientation		Core orientation		Summary:	Observer:	Date:
			AZIM	DIP/PLG	AZIM	DIP/PLG	AZIM	DIP/PLG			
0											
2											
4											
6											
8											
10											
12											
14											
16											
18											
20											
22											
24											
26											
28											
30											
32											
34											
36											
38											
40											
42											
44											
46											
48											
50											
52											
54											
56											
58											
60											
62											
64											
66											
68											
70											
72											
74											
76											
78											
80											
82											
84											
86											
88											
90											
92											
94											
96											
98											
100											
102											
104											
106											
108											
110											
112											
114											
116											
118											
120											
122											
124											
126											
128											
130											
132											
134											
136											
138											
140											
142											
144											
146											
148											
150											
152											



27~28, bedding, (270, 10; 003 0)

Feature	Thick	Core-face orientation		2nd app. orientation		Core orientation		Summary:	Observer:	Date:
		AZIM	DIP/PLG	AZIM	DIP/PLG	AZIM	DIP/PLG			
								29~30, bedding, (270, 35; 180, 7)		
								91~93, bedding (090, 17; 000, 7)		
								114 ~126, MTD, mass transport deposit. 115~118, shell fragments and clasts 122-127,		

CM Scale

- 0
- 2
- 4
- 6
- 8
- 10
- 12
- 14
- 16
- 18
- 20
- 22
- 24
- 26
- 28
- 30
- 32
- 34
- 36
- 38
- 40
- 42
- 44
- 46
- 48
- 50
- 52
- 54
- 56
- 58
- 60
- 62
- 64
- 66
- 68
- 70
- 72
- 74
- 76
- 78
- 80
- 82
- 84
- 86
- 88
- 90
- 92
- 94
- 96
- 98
- 100
- 102
- 104
- 106
- 108
- 110
- 112
- 114
- 116
- 118
- 120
- 122
- 124
- 126
- 128
- 130
- 132
- 134
- 136
- 138
- 140
- 142
- 144
- 146
- 148
- 150
- 152



KITA

Feature	Thick	Core-face orientation		2nd app. orientation		Core orientation		Summary:	Observer:	Date:
		AZIM	DIP/PLG	AZIM	DIP/PLG	AZIM	DIP/PLG			
								0~40, MT ₂ , irregular bedding		
								40~48, bedding, (270, 55; —) (Sand & Shell)		
								55~63, vertical bed (270, 86; 000, 6)		

CM Scale

0

2

4

6

8

10

12

14

16

18

20

22

24

26

28

30

32

34

36

38

40

42

44

46

48

50

52

54

56

58

60

62

64

66

68

70

72

74

76

78

80

82

84

86

88

90

92

94

96

98

100

102

104

106

108

110

112

114

116

118

120

122

124

126

128

130

132

134

136

138

140

142

144

146

148

150

152

