

Expedition 375 - Hikurangi

375-U1519E-1H-1-A | SHLF9501451

Feature	Thick	Core-face orientation		2nd app. orientation		Core orientation		Summary:	Observer:	Date:
		AZIM	DIP/PLG	AZIM	DIP/PLG	AZIM	DIP/PLG			
									HS+AF	4/22/18
no structure										

CM Scale

- 0
- 2
- 4
- 6
- 8
- 10
- 12
- 14
- 16
- 18
- 20
- 22
- 24
- 26
- 28
- 30
- 32
- 34
- 36
- 38
- 40
- 42
- 44
- 46
- 48
- 50
- 52
- 54
- 56
- 58
- 60
- 62
- 64
- 66
- 68
- 70
- 72
- 74
- 76
- 78
- 80
- 82
- 84
- 86
- 88
- 90
- 92
- 94
- 96
- 98
- 100
- 102
- 104
- 106
- 108
- 110
- 112
- 114
- 116
- 118
- 120
- 122
- 124
- 126
- 128
- 130
- 132
- 134
- 136
- 138
- 140
- 142
- 144
- 146
- 148
- 150
- 152

SOLO H3

Feature	Thick	Core-face orientation		2nd app. orientation		Core orientation		Summary	Observer: ASAF	Date: 4/22/18
		AZIM	DIP/PLG	AZIM	DIP/PLG	AZIM	DIP/PLG			
-bed		090	9	000	10					

CM Scale

- 0
- 2
- 4
- 6
- 8
- 10
- 12
- 14
- 16
- 18
- 20
- 22
- 24
- 26
- 28
- 30
- 32
- 34
- 36
- 38
- 40
- 42
- 44
- 46
- 48
- 50
- 52
- 54
- 56
- 58
- 60
- 62
- 64
- 66
- 68
- 70
- 72
- 74
- 76
- 78
- 80
- 82
- 84
- 86
- 88
- 90
- 92
- 94
- 96
- 98
- 100
- 102
- 104
- 106
- 108
- 110
- 112
- 114
- 116
- 118
- 120
- 122
- 124
- 126
- 128
- 130
- 132
- 134
- 136
- 138
- 140
- 142
- 144
- 146
- 148
- 150
- 152

SOLOS H3

Expedition 375 - Hikurangi

375-U1519E-1H-3-A | SHLF9501511

CM Scale	Feature	Thick	Core-face orientation		2nd app. orientation		Core orientation		Summary:	Observer:	Date:
			AZIM	DIP/PLG	AZIM	DIP/PLG	AZIM	DIP/PLG			
0											
2											
4											
6											
8											
10											
12											
14											
16											
18											
20											
22											
24											
26											
28											
30											
32											
34											
36											
38											
40											
42											
44											
46											
48											
50											
52											
54											
56											
58											
60											
62											
64											
66											
68											
70											
72											
74											
76											
78											
80											
82											
84											
86											
88											
90											
92											
94											
96											
98											
100											
102											
104											
106											
108											
110											
112											
114											
116											
118											
120											
122											
124											
126											
128											
130											
132											
134											
136											
138											
140											
142											
144											
146											
148											
150											
152											

CM Scale



SOLO H3


Expedition 375 - Hikurangi

375-U1519E-2H-1-A | SHLF9502041

Feature	Thick	Core-face orientation		2nd app. orientation		Core orientation		Summary:	Observer:	Date:
		AZIM	DIP/PLG	AZIM	DIP/PLG	AZIM	DIP/PLG			
									MS & AF	22/14
<p>0 → N →</p> <p>sonpy!</p> <p>destroyed</p> <p>88 ↓</p> <p>no structures</p>										

CM Scale


- 0
- 2
- 4
- 6
- 8
- 10
- 12
- 14
- 16
- 18
- 20
- 22
- 24
- 26
- 28
- 30
- 32
- 34
- 36
- 38
- 40
- 42
- 44
- 46
- 48
- 50
- 52
- 54
- 56
- 58
- 60
- 62
- 64
- 66
- 68
- 70
- 72
- 74
- 76
- 78
- 80
- 82
- 84
- 86
- 88
- 90
- 92
- 94
- 96
- 98
- 100
- 102
- 104
- 106
- 108
- 110
- 112
- 114
- 116
- 118
- 120
- 122
- 124
- 126
- 128
- 130
- 132
- 134
- 136
- 138
- 140
- 142
- 144
- 146
- 148
- 150
- 152



Feature	Thick	Core-face orientation		2nd app. orientation		Core orientation		Summary:	Observer:	Date:
		AZIM	DIP/PLG	AZIM	DIP/PLG	AZIM	DIP/PLG			
									HS & AF	22/4
NO STRUCTURES										

CM Scale

- 0
- 2
- 4
- 6
- 8
- 10
- 12
- 14
- 16
- 18
- 20
- 22
- 24
- 26
- 28
- 30
- 32
- 34
- 36
- 38
- 40
- 42
- 44
- 46
- 48
- 50
- 52
- 54
- 56
- 58
- 60
- 62
- 64
- 66
- 68
- 70
- 72
- 74
- 76
- 78
- 80
- 82
- 84
- 86
- 88
- 90
- 92
- 94
- 96
- 98
- 100
- 102
- 104
- 106
- 108
- 110
- 112
- 114
- 116
- 118
- 120
- 122
- 124
- 126
- 128
- 130
- 132
- 134
- 136
- 138
- 140
- 142
- 144
- 146
- 148
- 150
- 152


Feature	Thick	Core-face orientation		2nd app. orientation		Core orientation		Summary:	Observer:	Date:
		AZIM	DIP/PLG	AZIM	DIP/PLG	AZIM	DIP/PLG			
									HS & AF	22/14
NO STRUCTURE										
										

CM Scale

- 0
- 2
- 4
- 6
- 8
- 10
- 12
- 14
- 16
- 18
- 20
- 22
- 24
- 26
- 28
- 30
- 32
- 34
- 36
- 38
- 40
- 42
- 44
- 46
- 48
- 50
- 52
- 54
- 56
- 58
- 60
- 62
- 64
- 66
- 68
- 70
- 72
- 74
- 76
- 78
- 80
- 82
- 84
- 86
- 88
- 90
- 92
- 94
- 96
- 98
- 100
- 102
- 104
- 106
- 108
- 110
- 112
- 114
- 116
- 118
- 120
- 122
- 124
- 126
- 128
- 130
- 132
- 134
- 136
- 138
- 140
- 142
- 144
- 146
- 148
- 150
- 152

OTOM

M

Feature	Thick	Core-face orientation		2nd app. orientation		Core orientation		Summary:	Observer:	Date:
		AZIM	DIP/PLG	AZIM	DIP/PLG	AZIM	DIP/PLG			
									HS & AF	22/14
<p>NO STRUCTURES</p> 										

CM Scale


- 0
- 2
- 4
- 6
- 8
- 10
- 12
- 14
- 16
- 18
- 20
- 22
- 24
- 26
- 28
- 30
- 32
- 34
- 36
- 38
- 40
- 42
- 44
- 46
- 48
- 50
- 52
- 54
- 56
- 58
- 60
- 62
- 64
- 66
- 68
- 70
- 72
- 74
- 76
- 78
- 80
- 82
- 84
- 86
- 88
- 90
- 92
- 94
- 96
- 98
- 100
- 102
- 104
- 106
- 108
- 110
- 112
- 114
- 116
- 118
- 120
- 122
- 124
- 126
- 128
- 130
- 132
- 134
- 136
- 138
- 140
- 142
- 144
- 146
- 148
- 150
- 152

Feature	Thick	Core-face orientation		2nd app. orientation		Core orientation		Summary:	Observer:	Date:
		AZIM	DIP/PLG	AZIM	DIP/PLG	AZIM	DIP/PLG			
									HS & AF	22/14
NO STRUCTURES										

CM Scale


- 0
- 2
- 4
- 6
- 8
- 10
- 12
- 14
- 16
- 18
- 20
- 22
- 24
- 26
- 28
- 30
- 32
- 34
- 36
- 38
- 40
- 42
- 44
- 46
- 48
- 50
- 52
- 54
- 56
- 58
- 60
- 62
- 64
- 66
- 68
- 70
- 72
- 74
- 76
- 78
- 80
- 82
- 84
- 86
- 88
- 90
- 92
- 94
- 96
- 98
- 100
- 102
- 104
- 106
- 108
- 110
- 112
- 114
- 116
- 118
- 120
- 122
- 124
- 126
- 128
- 130
- 132
- 134
- 136
- 138
- 140
- 142
- 144
- 146
- 148
- 150
- 152



Feature	Thick	Core-face orientation		2nd app. orientation		Core orientation		Summary:	Observer:	Date:
		AZIM	DIP/PLG	AZIM	DIP/PLG	AZIM	DIP/PLG			
									HSB AF	22/4
NO STRUCTURES										
										

CM Scale

- 0
- 2
- 4
- 6
- 8
- 10
- 12
- 14
- 16
- 18
- 20
- 22
- 24
- 26
- 28
- 30
- 32
- 34
- 36
- 38
- 40
- 42
- 44
- 46
- 48
- 50
- 52
- 54
- 56
- 58
- 60
- 62
- 64
- 66
- 68
- 70
- 72
- 74
- 76
- 78
- 80
- 82
- 84
- 86
- 88
- 90
- 92
- 94
- 96
- 98
- 100
- 102
- 104
- 106
- 108
- 110
- 112
- 114
- 116
- 118
- 120
- 122
- 124
- 126
- 128
- 130
- 132
- 134
- 136
- 138
- 140
- 142
- 144
- 146
- 148
- 150
- 152

Feature	Thick	Core-face orientation		2nd app. orientation		Core orientation		Summary:	Observer:	Date:
		AZIM	DIP/PLG	AZIM	DIP/PLG	AZIM	DIP/PLG			
									HS & AF	22/4
<p>NO STRUCTURES</p> 										

CM Scale

- 0
- 2
- 4
- 6
- 8
- 10
- 12
- 14
- 16
- 18
- 20
- 22
- 24
- 26
- 28
- 30
- 32
- 34
- 36
- 38
- 40
- 42
- 44
- 46
- 48
- 50
- 52
- 54
- 56
- 58
- 60
- 62
- 64
- 66
- 68
- 70
- 72
- 74
- 76
- 78
- 80
- 82
- 84
- 86
- 88
- 90
- 92
- 94
- 96
- 98
- 100
- 102
- 104
- 106
- 108
- 110
- 112
- 114
- 116
- 118
- 120
- 122
- 124
- 126
- 128
- 130
- 132
- 134
- 136
- 138
- 140
- 142
- 144
- 146
- 148
- 150
- 152

M1
OFOM

Expedition 375 - Hikurangi

375-U1519E-3H-1-A | SHLF9502781

CM Scale	Feature	Thick	Core-face orientation		2nd app. orientation		Core orientation		Summary:	Observer:	Date:
			AZIM	DIP/PLG	AZIM	DIP/PLG	AZIM	DIP/PLG			
0											
2											
4											
6											
8											
10											
12											
14											
16											
18											
20											
22											
24											
26											
28											
30											
32											
34											
36											
38											
40											
42											
44											
46											
48											
50											
52											
54											
56											
58											
60											
62											
64											
66											
68											
70											
72											
74											
76											
78											
80											
82											
84											
86											
88											
90											
92											
94											
96											
98											
100											
102											
104											
106											
108											
110											
112											
114											
116											
118											
120											
122											
124											
126											
128											
130											
132											
134											
136											
138											
140											
142											
144											
146											
148											
150											
152											

separately
fractured

moderate
slight upward
trend was strong

27



Expedition 375 - Hikurangi

375-U1519E-3H-4-A | SHLF9502871

CM Scale	Feature	Thick	Core-face orientation		2nd app. orientation		Core orientation		Summary:	Observer:	Date:
			AZIM	DIP/PLG	AZIM	DIP/PLG	AZIM	DIP/PLG			
0											
2											
4											
6											
8											
10											
12											
14											
16											
18											
20											
22											
24											
26											
28											
30											
32											
34											
36											
38											
40											
42											
44											
46											
48											
50											
52											
54											
56											
58											
60											
62											
64											
66											
68											
70											
72											
74											
76											
78											
80											
82											
84											
86											
88											
90											
92											
94											
96											
98											
100											
102											
104											
106											
108											
110											
112											
114											
116											
118											
120											
122											
124											
126											
128											
130											
132											
134											
136											
138											
140											
142											
144											
146											
148											
150											
152											

moderate
upward-arching
contacts

070M

M

CM Scale	Feature	Thick	Core-face orientation		2nd app. orientation		Core orientation		Summary:	Observer:	Date:
			AZIM	DIP/PLG	AZIM	DIP/PLG	AZIM	DIP/PLG			
0											
2											
4											
6											
8											
10											
12											
14											
16											
18											
20											
22											
24											
26											
28											
30											
32											
34											
36											
38											
40											
42											
44											
46											
48											
50											
52											
54											
56											
58											
60											
62											
64											
66											
68											
70											
72											
74											
76											
78											
80											
82											
84											
86											
88											
90											
92											
94											
96											
98											
100											
102											
104											
106											
108											
110											
112											
114											
116											
118											
120											
122											
124											
126											
128											
130											
132											
134											
136											
138											
140											
142											
144											
146											
148											
150											
152											













































































































moderate
 slight
 upward
 warping

38

severe
 upward
 warping


CM Scale	Feature	Thick	Core-face orientation		2nd app. orientation		Core orientation		Summary:	Observer:	Date:
			AZIM	DIP/PLG	AZIM	DIP/PLG	AZIM	DIP/PLG			
0											
2											
4											
6											
8											
10											
12											
14											
16											
18											
20											
22											
24											
26											
28											
30											
32											
34											
36											
38											
40											
42											
44											
46											
48											
50											
52											
54											
56											
58											
60											
62											
64											
66											
68											
70											
72											
74											
76											
78											
80											
82											
84											
86											
88											
90											
92											
94											
96											
98											
100											
102											
104											
106											
108											
110											
112											
114											
116											
118											
120											
122											
124											
126											
128											
130											
132											
134											
136											
138											
140											
142											
144											
146											
148											
150											
152											

moderate
fracturing

Feature	Thick	Core-face orientation		2nd app. orientation		Core orientation		Summary:	Observer:	Date:
		AZIM	DIP/PLG	AZIM	DIP/PLG	AZIM	DIP/PLG			
									AF & MS	20/14
										
										
										
										
										
										
										
										
										
										
										
										
										
										
										
										
										
										
										
										
										
										
										
										
										
										
										
										
										
										
										
										
										
										
										
										
										
										
										
										
										
										
										
										
										
										
										
										
										
										
										
										
										
										
										
										
										
										
										
										
										
										
										
										
										
										
										
										
										
										
										
										
										
										
										
										
										
										
										
										
										
										
										
										
										
										
										
										
										
										
										
										
										
										
										
										
										
										
										
										
										
										
										
										
										
										


CM Scale	Feature	Thick	Core-face orientation		2nd app. orientation		Core orientation		Summary:	Observer:	Date:
			AZIM	DIP/PLG	AZIM	DIP/PLG	AZIM	DIP/PLG			
0											
-2											
-4											
-6											
-8											
-10											
-12											
-14											
-16											
-18											
-20											
-22											
-24											
-26											
-28											
-30											
-32											
-34											
-36											
-38											
-40											
-42											
-44											
-46											
-48											
-50											
-52											
-54											
-56											
-58											
-60											
-62											
-64											
-66											
-68											
-70											
-72											
-74											
-76											
-78											
-80											
-82											
-84											
-86											
-88											
-90											
-92											
-94											
-96											
-98											
-100											
-102											
-104											
-106											
-108											
-110											
-112											
-114											
-116											
-118											
-120											
-122											
-124											
-126											
-128											
-130											
-132											
-134											
-136											
-138											
-140											
-142											
-144											
-146											
-148											
-150											
-152											

Upward - arched
beds, moderate



CM Scale	Feature	Thick	Core-face orientation		2nd app. orientation		Core orientation		Summary:	Observer:	Date:
			AZIM	DIP/PLG	AZIM	DIP/PLG	AZIM	DIP/PLG			
0											
2											
4											
6											
8											
10											
12											
14											
16											
18											
20											
22											
24											
26											
28											
30											
32											
34											
36											
38											
40											
42											
44											
46											
48											
50											
52											
54											
56											
58											
60											
62											
64											
66											
68											
70											
72											
74											
76											
78											
80											
82											
84											
86											
88											
90											
92											
94											
96											
98											
100											
102											
104											
106											
108											
110											
112											
114											
116											
118											
120											
122											
124											
126											
128											
130											
132											
134											
136											
138											
140											
142											
144											
146											
148											
150											
152											

upward-arching beds,
moderate



Expedition 375 - Hikurangi

375-U1519E-4H-5-A | SHLF9503981

CM Scale	Feature	Thick	Core-face orientation		2nd app. orientation		Core orientation		Summary:	Observer:	Date:
			AZIM	DIP/PLG	AZIM	DIP/PLG	AZIM	DIP/PLG			
0											
2											
4											
6											
8											
10											
12											
14											
16											
18											
20											
22											
24											
26											
28											
30											
32											
34											
36											
38											
40											
42											
44											
46											
48											
50											
52											
54											
56											
58											
60											
62											
64											
66											
68											
70											
72											
74											
76											
78											
80											
82											
84											
86											
88											
90											
92											
94											
96											
98											
100											
102											
104											
106											
108											
110											
112											
114											
116											
118											
120											
122											
124											
126											
128											
130											
132											
134											
136											
138											
140											
142											
144											
146											
148											
150											
152											

upward- arching
beds; moderate

CM Scale	Feature	Thick	Core-face orientation		2nd app. orientation		Core orientation		Summary:	Observer:	Date:
			AZIM	DIP/PLG	AZIM	DIP/PLG	AZIM	DIP/PLG			
0										AF & HS	22/4
2											
4											
6											
8											
10											
12											
14											
16											
18											
20											
22											
24											
26											
28											
30											
32											
34											
36											
38											
40											
42											
44											
46											
48											
50											
52											
54											
56											
58											
60											
62											
64											
66											
68											
70											
72											
74											
76											
78											
80											
82											
84											
86											
88											
90											
92											
94											
96											
98											
100											
102											
104											
106											
108											
110											
112											
114											
116											
118											
120											
122											
124											
126											
128											
130											
132											
134											
136											
138											
140											
142											
144											
146											
148											
150											
152											

Upward-arching beds
severe

070M

M

Expedition 375 - Hikurangi

375-U1519E-5H-2-A | SHLF9504611

CM Scale	Feature	Thick	Core-face orientation		2nd app. orientation		Core orientation		Summary:	Observer:	Date:
			AZIM	DIP/PLG	AZIM	DIP/PLG	AZIM	DIP/PLG			
0									HS & AF	22/4	
2											
4											
6											
8											
10											
12											
14											
16											
18											
20											
22											
24											
26											
28											
30											
32											
34											
36											
38											
40											
42											
44											
46											
48											
50											
52											
54											
56											
58											
60											
62											
64											
66											
68											
70											
72											
74											
76											
78											
80											
82											
84											
86											
88											
90											
92											
94											
96											
98											
100											
102											
104											
106											
108											
110											
112											
114											
116											
118											
120											
122											
124											
126											
128											
130											
132											
134											
136											
138											
140											
142											
144											
146											
148											
150											
152											

upward arching

moderate


Expedition 375 - Hikurangi

375-U1519E-5H-5-A | SHLF9504701

Feature	Thick	Core-face orientation		2nd app. orientation		Core orientation		Summary:	Observer:	Date:
		AZIM	DIP/PLG	AZIM	DIP/PLG	AZIM	DIP/PLG			
									HS & AF	22/4
Upward-arching Severe										

CM Scale

- 0
- 2
- 4
- 6
- 8
- 10
- 12
- 14
- 16
- 18
- 20
- 22
- 24
- 26
- 28
- 30
- 32
- 34
- 36
- 38
- 40
- 42
- 44
- 46
- 48
- 50
- 52
- 54
- 56
- 58
- 60
- 62
- 64
- 66
- 68
- 70
- 72
- 74
- 76
- 78
- 80
- 82
- 84
- 86
- 88
- 90
- 92
- 94
- 96
- 98
- 100
- 102
- 104
- 106
- 108
- 110
- 112
- 114
- 116
- 118
- 120
- 122
- 124
- 126
- 128
- 130
- 132
- 134
- 136
- 138
- 140
- 142
- 144
- 146
- 148
- 150
- 152




CM Scale	Feature	Thick	Core-face orientation		2nd app. orientation		Core orientation		Summary:	Observer:	Date:
			AZIM	DIP/PLG	AZIM	DIP/PLG	AZIM	DIP/PLG			
0											
2											
4											
6											
8											
10											
12											
14											
16											
18											
20											
22											
24											
26											
28											
30											
32											
34											
36											
38											
40											
42											
44											
46											
48											
50											
52											
54											
56											
58											
60											
62											
64											
66											
68											
70											
72											
74											
76											
78											
80											
82											
84											
86											
88											
90											
92											
94											
96											
98											
100											
102											
104											
106											
108											
110											
112											
114											
116											
118											
120											
122											
124											
126											
128											
130											
132											
134											
136											
138											
140											
142											
144											
146											
148											
150											
152											

Flow, destroyed




Expedition 375 - Hikurangi

375-U1519E-6H-1-A | SHLF9507451

Feature	Thick	Core-face orientation		2nd app. orientation		Core orientation		Summary:	Observer:	Date:
		AZIM	DIP/PLG	AZIM	DIP/PLG	AZIM	DIP/PLG			
									AS+AF	4/22/18
<p>Upward inclining beds, slight fracture ↘</p> 										

CM Scale

- 0
- 2
- 4
- 6
- 8
- 10
- 12
- 14
- 16
- 18
- 20
- 22
- 24
- 26
- 28
- 30
- 32
- 34
- 36
- 38
- 40
- 42
- 44
- 46
- 48
- 50
- 52
- 54
- 56
- 58
- 60
- 62
- 64
- 66
- 68
- 70
- 72
- 74
- 76
- 78
- 80
- 82
- 84
- 86
- 88
- 90
- 92
- 94
- 96
- 98
- 100
- 102
- 104
- 106
- 108
- 110
- 112
- 114
- 116
- 118
- 120
- 122
- 124
- 126
- 128
- 130
- 132
- 134
- 136
- 138
- 140
- 142
- 144
- 146
- 148
- 150
- 152

Feature	Thick	Core-face orientation		2nd app. orientation		Core orientation		Summary:	Observer:	Date:
		AZIM	DIP/PLG	AZIM	DIP/PLG	AZIM	DIP/PLG			
									HSAF	4/22/18
<p>PD: <i>frankie d</i> <i>sketch</i></p> <p><i>no structures</i></p> 										

CM Scale

- 0
- 2
- 4
- 6
- 8
- 10
- 12
- 14
- 16
- 18
- 20
- 22
- 24
- 26
- 28
- 30
- 32
- 34
- 36
- 38
- 40
- 42
- 44
- 46
- 48
- 50
- 52
- 54
- 56
- 58
- 60
- 62
- 64
- 66
- 68
- 70
- 72
- 74
- 76
- 78
- 80
- 82
- 84
- 86
- 88
- 90
- 92
- 94
- 96
- 98
- 100
- 102
- 104
- 106
- 108
- 110
- 112
- 114
- 116
- 118
- 120
- 122
- 124
- 126
- 128
- 130
- 132
- 134
- 136
- 138
- 140
- 142
- 144
- 146
- 148
- 150
- 152

VOID

ORCS

TW

Expedition 375 - Hikurangi

375-U1519E-6H-4-A | SHLF9507541

Feature	Thick	Core-face orientation		2nd app. orientation		Core orientation		Summary:	Observer:	Date:
		AZIM	DIP/PLG	AZIM	DIP/PLG	AZIM	DIP/PLG			
									HS+AF	4/22/18
<i>Arching beds, severe</i>										

CM Scale

- 0
- 2
- 4
- 6
- 8
- 10
- 12
- 14
- 16
- 18
- 20
- 22
- 24
- 26
- 28
- 30
- 32
- 34
- 36
- 38
- 40
- 42
- 44
- 46
- 48
- 50
- 52
- 54
- 56
- 58
- 60
- 62
- 64
- 66
- 68
- 70
- 72
- 74
- 76
- 78
- 80
- 82
- 84
- 86
- 88
- 90
- 92
- 94
- 96
- 98
- 100
- 102
- 104
- 106
- 108
- 110
- 112
- 114
- 116
- 118
- 120
- 122
- 124
- 126
- 128
- 130
- 132
- 134
- 136
- 138
- 140
- 142
- 144
- 146
- 148
- 150
- 152

Expedition 375 - Hikurangi

375-U1519E-6H-6-A | SHLF9507601

CM Scale	Feature	Thick	Core-face orientation		2nd app. orientation		Core orientation		Summary:	Observer:	Date:
			AZIM	DIP/PLG	AZIM	DIP/PLG	AZIM	DIP/PLG			
0											
2											
4											
6											
8											
10											
12											
14											
16											
18											
20											
22											
24											
26											
28											
30											
32											
34											
36											
38											
40											
42											
44											
46											
48											
50											
52											
54											
56											
58											
60											
62											
64											
66											
68											
70											
72											
74											
76											
78											
80											
82											
84											
86											
88											
90											
92											
94											
96											
98											
100											
102											
104											
106											
108											
110											
112											
114											
116											
118											
120											
122											
124											
126											
128											
130											
132											
134											
136											
138											
140											
142											
144											
146											
148											
150											
152											

Mid-core flow, arching
beds, severe

CM Scale

CM Scale	Feature	Thick	Core-face orientation		2nd app. orientation		Core orientation		Summary:	Observer:	Date:
			AZIM	DIP/PLG	AZIM	DIP/PLG	AZIM	DIP/PLG			
0											
2											
4											
6											
8											
10											
12											
14											
16											
18											
20											
22											
24											
26											
28											
30											
32											
34											
36											
38											
40											
42											
44											
46											
48											
50											
52											
54											
56											
58											
60											
62											
64											
66											
68											
70											
72											
74											
76											
78											
80											
82											
84											
86											
88											
90											
92											
94											
96											
98											
100											
102											
104											
106											
108											
110											
112											
114											
116											
118											
120											
122											
124											
126											
128											
130											
132											
134											
136											
138											
140											
142											
144											
146											
148											
150											
152											

mid core flow,
destroyed

SCORE

Expedition 375 - Hikurangi

375-U1519E-6H-CC-A | SHLF9507661

CM Scale	Feature	Thick	Core-face orientation		2nd app. orientation		Core orientation		Summary:	Observer:	Date:
			AZIM	DIP/PLG	AZIM	DIP/PLG	AZIM	DIP/PLG			
0											
2											
4											
6											
8											
10											
12											
14											
16											
18											
20											
22											
24											
26											
28											
30											
32											
34											
36											
38											
40											
42											
44											
46											
48											
50											
52											
54											
56											
58											
60											
62											
64											
66											
68											
70											
72											
74											
76											
78											
80											
82											
84											
86											
88											
90											
92											
94											
96											
98											
100											
102											
104											
106											
108											
110											
112											
114											
116											
118											
120											
122											
124											
126											
128											
130											
132											
134											
136											
138											
140											
142											
144											
146											
148											
150											
152											

CM Scale



PAL

Expedition 375 - Hikurangi

375-U1519E-7H-1-A | SHLF9509441

CM Scale	Feature	Thick	Core-face orientation		2nd app. orientation		Core orientation		Summary:	Observer:	Date:
			AZIM	DIP/PLG	AZIM	DIP/PLG	AZIM	DIP/PLG			
0											
2											
4											
6											
8											
10											
12											
14											
16											
18											
20											
22											
24											
26											
28											
30											
32											
34											
36											
38											
40											
42											
44											
46											
48											
50											
52											
54											
56											
58											
60											
62											
64											
66											
68											
70											
72											
74											
76											
78											
80											
82											
84											
86											
88											
90											
92											
94											
96											
98											
100											
102											
104											
106											
108											
110											
112											
114											
116											
118											
120											
122											
124											
126											
128											
130											
132											
134											
136											
138											
140											
142											
144											
146											
148											
150											
152											

32~37, bedding (090, 38; 100, 12)

97-102, bedding (090, 50; 000, 30)



Expedition 375 - Hikurangi

375-U1519E-7H-3-A | SHLF9509501

CM Scale	Feature	Thick	Core-face orientation		2nd app. orientation		Core orientation		Summary:	Observer:	Date:
			AZIM	DIP/PLG	AZIM	DIP/PLG	AZIM	DIP/PLG			
0											
-2											
-4											
-6											
-8											
-10											
-12											
-14											
-16											
-18											
-20											
-22											
-24											
-26											
-28											
-30											
-32											
-34											
-36											
-38											
-40											
-42											
-44											
-46											
-48											
-50											
-52											
-54											
-56											
-58											
-60											
-62											
-64											
-66											
-68											
-70											
-72											
-74											
-76											
-78											
-80											
-82											
-84											
-86											
-88											
-90											
-92											
-94											
-96											
-98											
-100											
-102											
-104											
-106											
-108											
-110											
-112											
-114											
-116											
-118											
-120											
-122											
-124											
-126											
-128											
-130											
-132											
-134											
-136											
-138											
-140											
-142											
-144											
-146											
-148											
-150											
-152											

No Structures

CM Scale	Feature	Thick	Core-face orientation		2nd app. orientation		Core orientation		Summary:	Observer:	Date:
			AZIM	DIP/PLG	AZIM	DIP/PLG	AZIM	DIP/PLG			
0											
2											
4											
6											
8											
10											
12											
14											
16											
18											
20											
22											
24											
26											
28											
30											
32											
34											
36											
38											
40											
42											
44											
46											
48											
50											
52											
54											
56											
58											
60											
62											
64											
66											
68											
70											
72											
74											
76											
78											
80											
82											
84											
86											
88											
90											
92											
94											
96											
98											
100											
102											
104											
106											
108											
110											
112											
114											
116											
118											
120											
122											
124											
126											
128											
130											
132											
134											
136											
138											
140											
142											
144											
146											
148											
150											
152											

No structures

5050 I W

Expedition 375 - Hikurangi

375-U1519E-7H-CC-A | SHLF9509591

Feature	Thick	Core-face orientation		2nd app. orientation		Core orientation		Summary:	Observer:	Date:
		AZIM	DIP/PLG	AZIM	DIP/PLG	AZIM	DIP/PLG			

CM Scale

- 0
- 2
- 4
- 6
- 8
- 10
- 12
- 14
- 16
- 18
- 20
- 22
- 24
- 26
- 28
- 30
- 32
- 34
- 36
- 38
- 40
- 42
- 44
- 46
- 48
- 50
- 52
- 54
- 56
- 58
- 60
- 62
- 64
- 66
- 68
- 70
- 72
- 74
- 76
- 78
- 80
- 82
- 84
- 86
- 88
- 90
- 92
- 94
- 96
- 98
- 100
- 102
- 104
- 106
- 108
- 110
- 112
- 114
- 116
- 118
- 120
- 122
- 124
- 126
- 128
- 130
- 132
- 134
- 136
- 138
- 140
- 142
- 144
- 146
- 148
- 150
- 152




Expedition 375 - Hikurangi

375-U1519E-8H-1-A | SHLF9510011

Feature	Thick	Core-face orientation		2nd app. orientation		Core orientation		Summary:	Observer:	Date:
		AZIM	DIP/PLG	AZIM	DIP/PLG	AZIM	DIP/PLG			
									SM	4/23/18
<p>Comments/Sketches</p> <p>No visible structures</p>										

CM Scale



CM Scale	Feature	Thick	Core-face orientation		2nd app. orientation		Core orientation		Summary:	Observer:	Date:
			AZIM	DIP/PLG	AZIM	DIP/PLG	AZIM	DIP/PLG			
0										JM	4/23/18
2											
4											
6											
8											
10											
12											
14											
16											
18											
20											
22											
24											
26											
28											
30											
32											
34											
36											
38											
40											
42											
44											
46											
48											
50											
52											
54											
56											
58											
60											
62											
64											
66											
68											
70											
72											
74											
76											
78											
80											
82											
84											
86											
88											
90											
92											
94											
96											
98											
100											
102											
104											
106											
108											
110											
112											
114											
116											
118											
120											
122											
124											
126											
128											
130											
132											
134											
136											
138											
140											
142											
144											
146											
148											
150											
152											

93-94, possible bedding (090, 0, —)
 second plane not visible

108-110, possible bedding (090, 22, —)
 second plane not visible

Expedition 375 - Hikurangi

375-U1519E-8H-4-A | SHLF9510101

CM Scale	Feature	Thick	Core-face orientation		2nd app. orientation		Core orientation		Summary:	Observer:	Date:
			AZIM	DIP/PLG	AZIM	DIP/PLG	AZIM	DIP/PLG			
-0											
-2											
-4											
-6											
-8											
-10											
-12											
-14											
-16											
-18											
-20											
-22											
-24											
-26											
-28											
-30											
-32											
-34											
-36											
-38											
-40											
-42											
-44											
-46											
-48											
-50											
-52											
-54											
-56											
-58											
-60											
-62											
-64											
-66											
-68											
-70											
-72											
-74											
-76											
-78											
-80											
-82											
-84											
-86											
-88											
-90											
-92											
-94											
-96											
-98											
-100											
-102											
-104											
-106											
-108											
-110											
-112											
-114											
-116											
-118											
-120											
-122											
-124											
-126											
-128											
-130											
-132											
-134											
-136											
-138											
-140											
-142											
-144											
-146											
-148											
-150											
-152											

CM Scale

- 0
- 2
- 4
- 6
- 8
- 10
- 12
- 14
- 16
- 18
- 20
- 22
- 24
- 26
- 28
- 30
- 32
- 34
- 36
- 38
- 40
- 42
- 44
- 46
- 48
- 50
- 52
- 54
- 56
- 58
- 60
- 62
- 64
- 66
- 68
- 70
- 72
- 74
- 76
- 78
- 80
- 82
- 84
- 86
- 88
- 90
- 92
- 94
- 96
- 98
- 100
- 102
- 104
- 106
- 108
- 110
- 112
- 114
- 116
- 118
- 120
- 122
- 124
- 126
- 128
- 130
- 132
- 134
- 136
- 138
- 140
- 142
- 144
- 146
- 148
- 150
- 152

CM Scale	Feature	Thick	Core-face orientation		2nd app. orientation		Core orientation		Summary:	Observer:	Date:
			AZIM	DIP/PLG	AZIM	DIP/PLG	AZIM	DIP/PLG			
0											
2											
4											
6											
8											
10											
12											
14											
16											
18											
20											
22											
24											
26											
28											
30											
32											
34											
36											
38											
40											
42											
44											
46											
48											
50											
52											
54											
56											
58											
60											
62											
64											
66											
68											
70											
72											
74											
76											
78											
80											
82											
84											
86											
88											
90											
92											
94											
96											
98											
100											
102											
104											
106											
108											
110											
112											
114											
116											
118											
120											
122											
124											
126											
128											
130											
132											
134											
136											
138											
140											
142											
144											
146											
148											
150											
152											

3-25
 disrupted mud layer

Expedition 375 - Hikurangi

375-U1519E-9F-CC-A | SHLF9510561

CM Scale	Feature	Thick	Core-face orientation		2nd app. orientation		Core orientation		Summary:	Observer:	Date:
			AZIM	DIP/PLG	AZIM	DIP/PLG	AZIM	DIP/PLG			
0											
-2											
-4											
-6											
-8											
-10											
-12											
-14											
-16											
-18											
-20											
-22											
-24											
-26											
-28											
-30											
-32											
-34											
-36											
-38											
-40											
-42											
-44											
-46											
-48											
-50											
-52											
-54											
-56											
-58											
-60											
-62											
-64											
-66											
-68											
-70											
-72											
-74											
-76											
-78											
-80											
-82											
-84											
-86											
-88											
-90											
-92											
-94											
-96											
-98											
-100											
-102											
-104											
-106											
-108											
-110											
-112											
-114											
-116											
-118											
-120											
-122											
-124											
-126											
-128											
-130											
-132											
-134											
-136											
-138											
-140											
-142											
-144											
-146											
-148											
-150											
-152											



CM Scale	Feature	Thick	Core-face orientation		2nd app. orientation		Core orientation		Summary:	Observer:	Date:
			AZIM	DIP/PLG	AZIM	DIP/PLG	AZIM	DIP/PLG			
0											
2											
4											
6											
8											
10											
12											
14											
16											
18											
20											
22											
24											
26											
28											
30											
32											
34											
36											
38											
40											
42											
44											
46											
48											
50											
52											
54											
56											
58											
60											
62											
64											
66											
68											
70											
72											
74											
76											
78											
80											
82											
84											
86											
88											
90											
92											
94											
96											
98											
100											
102											
104											
106											
108											
110											
112											
114											
116											
118											
120											
122											
124											
126											
128											
130											
132											
134											
136											
138											
140											
142											
144											
146											
148											
150											
152											

13-31, high angle bedding''
not reliable, low confidence.

upward-arching.

115~150, high angle bedding''
not reliable, low confidence.

Expedition 375 - Hikurangi

375-U1519E-11F-3-A | SHLF9511521

CM Scale	Feature	Thick	Core-face orientation		2nd app. orientation		Core orientation		Summary:	Observer:	Date:
			AZIM	DIP/PLG	AZIM	DIP/PLG	AZIM	DIP/PLG			
-0											
-2											
-4											
-6											
-8											
-10											
-12											
-14											
-16											
-18											
-20											
-22											
-24											
-26											
-28											
-30											
-32											
-34											
-36											
-38											
-40											
-42											
-44											
-46											
-48											
-50											
-52											
-54											
-56											
-58											
-60											
-62											
-64											
-66											
-68											
-70											
-72											
-74											
-76											
-78											
-80											
-82											
-84											
-86											
-88											
-90											
-92											
-94											
-96											
-98											
-100											
-102											
-104											
-106											
-108											
-110											
-112											
-114											
-116											
-118											
-120											
-122											
-124											
-126											
-128											
-130											
-132											
-134											
-136											
-138											
-140											
-142											
-144											
-146											
-148											
-150											
-152											

CM Scale

- 0
- 2
- 4
- 6
- 8
- 10
- 12
- 14
- 16
- 18
- 20
- 22
- 24
- 26
- 28
- 30
- 32
- 34
- 36
- 38
- 40
- 42
- 44
- 46
- 48
- 50
- 52
- 54
- 56
- 58
- 60
- 62
- 64
- 66
- 68
- 70
- 72
- 74
- 76
- 78
- 80
- 82
- 84
- 86
- 88
- 90
- 92
- 94
- 96
- 98
- 100
- 102
- 104
- 106
- 108
- 110
- 112
- 114
- 116
- 118
- 120
- 122
- 124
- 126
- 128
- 130
- 132
- 134
- 136
- 138
- 140
- 142
- 144
- 146
- 148
- 150
- 152

Expedition 375 - Hikurangi

375-U1519E-11F-CC-A |

CM Scale	Feature	Thick	Core-face orientation		2nd app. orientation		Core orientation		Summary:	Observer:	Date:
			AZIM	DIP/PLG	AZIM	DIP/PLG	AZIM	DIP/PLG			
-0											
-2											
-4											
-6											
-8											
-10											
-12											
-14											
-16											
-18											
-20											
-22											
-24											
-26											
-28											
-30											
-32											
-34											
-36											
-38											
-40											
-42											
-44											
-46											
-48											
-50											
-52											
-54											
-56											
-58											
-60											
-62											
-64											
-66											
-68											
-70											
-72											
-74											
-76											
-78											
-80											
-82											
-84											
-86											
-88											
-90											
-92											
-94											
-96											
-98											
-100											
-102											
-104											
-106											
-108											
-110											
-112											
-114											
-116											
-118											
-120											
-122											
-124											
-126											
-128											
-130											
-132											
-134											
-136											
-138											
-140											
-142											
-144											
-146											
-148											
-150											
-152											

22-25, bedding, (2)0129/8:7)

CM Scale

- 0
- 2
- 4
- 6
- 8
- 10
- 12
- 14
- 16
- 18
- 20
- 22
- 24
- 26
- 28
- 30
- 32
- 34
- 36
- 38
- 40
- 42
- 44
- 46
- 48
- 50
- 52
- 54
- 56
- 58
- 60
- 62
- 64
- 66
- 68
- 70
- 72
- 74
- 76
- 78
- 80
- 82
- 84
- 86
- 88
- 90
- 92
- 94
- 96
- 98
- 100
- 102
- 104
- 106
- 108
- 110
- 112
- 114
- 116
- 118
- 120
- 122
- 124
- 126
- 128
- 130
- 132
- 134
- 136
- 138
- 140
- 142
- 144
- 146
- 148
- 150
- 152



Expedition 375 - Hikurangi

375-U1519E-12F-1-A | SHLF9511831

CM Scale	Feature	Thick	Core-face orientation		2nd app. orientation		Core orientation		Summary:	Observer:	Date:
			AZIM	DIP/PLG	AZIM	DIP/PLG	AZIM	DIP/PLG			
0											
-2											
-4											
-6											
-8											
-10											
-12											
-14											
-16											
-18											
-20											
-22											
-24											
-26											
-28											
-30											
-32											
-34											
-36											
-38											
-40											
-42											
-44											
-46											
-48											
-50											
-52											
-54											
-56											
-58											
-60											
-62											
-64											
-66											
-68											
-70											
-72											
-74											
-76											
-78											
-80											
-82											
-84											
-86											
-88											
-90											
-92											
-94											
-96											
-98											
-100											
-102											
-104											
-106											
-108											
-110											
-112											
-114											
-116											
-118											
-120											
-122											
-124											
-126											
-128											
-130											
-132											
-134											
-136											
-138											
-140											
-142											
-144											
-146											
-148											
-150											
-152											

Upward - arching

11
12

CM Scale	Feature	Thick	Core-face orientation		2nd app. orientation		Core orientation		Summary:	Observer:	Date:
			AZIM	DIP/PLG	AZIM	DIP/PLG	AZIM	DIP/PLG			
0											
-2											
-4											
-6											
-8											
-10											
-12											
-14											
-16											
-18											
-20											
-22											
-24											
-26											
-28											
-30											
-32											
-34											
-36											
-38											
-40											
-42											
-44											
-46											
-48											
-50											
-52											
-54											
-56											
-58											
-60											
-62											
-64											
-66											
-68											
-70											
-72											
-74											
-76											
-78											
-80											
-82											
-84											
-86											
-88											
-90											
-92											
-94											
-96											
-98											
-100											
-102											
-104											
-106											
-108											
-110											
-112											
-114											
-116											
-118											
-120											
-122											
-124											
-126											
-128											
-130											
-132											
-134											
-136											
-138											
-140											
-142											
-144											
-146											
-148											
-150											
-152											

upward - arching

50-50
M I

Expedition 375 - Hikurangi

375-U1519E-12F-4-A | SHLF9511921

Feature	Thick	Core-face orientation		2nd app. orientation		Core orientation		Summary:	Observer:	Date:
		AZIM	DIP/PLG	AZIM	DIP/PLG	AZIM	DIP/PLG			
No Structures										

CM Scale

- 0
- 2
- 4
- 6
- 8
- 10
- 12
- 14
- 16
- 18
- 20
- 22
- 24
- 26
- 28
- 30
- 32
- 34
- 36
- 38
- 40
- 42
- 44
- 46
- 48
- 50
- 52
- 54
- 56
- 58
- 60
- 62
- 64
- 66
- 68
- 70
- 72
- 74
- 76
- 78
- 80
- 82
- 84
- 86
- 88
- 90
- 92
- 94
- 96
- 98
- 100
- 102
- 104
- 106
- 108
- 110
- 112
- 114
- 116
- 118
- 120
- 122
- 124
- 126
- 128
- 130
- 132
- 134
- 136
- 138
- 140
- 142
- 144
- 146
- 148
- 150
- 152

CM Scale	Feature	Thick	Core-face orientation		2nd app. orientation		Core orientation		Summary:	Observer:	Date:
			AZIM	DIP/PLG	AZIM	DIP/PLG	AZIM	DIP/PLG			
0											
-2											
-4											
-6											
-8											
-10											
-12											
-14											
-16											
-18											
-20											
-22											
-24											
-26											
-28											
-30											
-32											
-34											
-36											
-38											
-40											
-42											
-44											
-46											
-48											
-50											
-52											
-54											
-56											
-58											
-60											
-62											
-64											
-66											
-68											
-70											
-72											
-74											
-76											
-78											
-80											
-82											
-84											
-86											
-88											
-90											
-92											
-94											
-96											
-98											
-100											
-102											
-104											
-106											
-108											
-110											
-112											
-114											
-116											
-118											
-120											
-122											
-124											
-126											
-128											
-130											
-132											
-134											
-136											
-138											
-140											
-142											
-144											
-146											
-148											
-150											
-152											

47~52, bedding, (090, 51; 000, 0)

73~77, bedding, (090, 45; 000, 0)

113~117, bedding (090, 42; 000, 18)

I
W

Expedition 375 - Hikurangi

375-U1519E-13F-3-A | SHLF9512211

CM Scale	Feature	Thick	Core-face orientation		2nd app. orientation		Core orientation		Summary:	Observer:	Date:
			AZIM	DIP/PLG	AZIM	DIP/PLG	AZIM	DIP/PLG			
-0											
-2											
-4											
-6											
-8											
-10											
-12											
-14											
-16											
-18											
-20											
-22											
-24											
-26											
-28											
-30											
-32											
-34											
-36											
-38											
-40											
-42											
-44											
-46											
-48											
-50											
-52											
-54											
-56											
-58											
-60											
-62											
-64											
-66											
-68											
-70											
-72											
-74											
-76											
-78											
-80											
-82											
-84											
-86											
-88											
-90											
-92											
-94											
-96											
-98											
-100											
-102											
-104											
-106											
-108											
-110											
-112											
-114											
-116											
-118											
-120											
-122											
-124											
-126											
-128											
-130											
-132											
-134											
-136											
-138											
-140											
-142											
-144											
-146											
-148											
-150											
-152											

8-11, bedding, (090, 30; 000, 3)

50-54, bedding, (090, 40; 000, 5)

OPCS I W

Expedition 375 - Hikurangi

375-U1519E-13F-4-A | SHLF9512241

CM Scale	Feature	Thick	Core-face orientation		2nd app. orientation		Core orientation		Summary:	Observer:	Date:
			AZIM	DIP/PLG	AZIM	DIP/PLG	AZIM	DIP/PLG			
-0											
-2											
-4											
-6											
-8											
-10											
-12											
-14											
-16											
-18											
-20											
-22											
-24											
-26											
-28											
-30											
-32											
-34											
-36											
-38											
-40											
-42											
-44											
-46											
-48											
-50											
-52											
-54											
-56											
-58											
-60											
-62											
-64											
-66											
-68											
-70											
-72											
-74											
-76											
-78											
-80											
-82											
-84											
-86											
-88											
-90											
-92											
-94											
-96											
-98											
-100											
-102											
-104											
-106											
-108											
-110											
-112											
-114											
-116											
-118											
-120											
-122											
-124											
-126											
-128											
-130											
-132											
-134											
-136											
-138											
-140											
-142											
-144											
-146											
-148											
-150											
-152											

CM Scale

- 0
- 2
- 4
- 6
- 8
- 10
- 12
- 14
- 16
- 18
- 20
- 22
- 24
- 26
- 28
- 30
- 32
- 34
- 36
- 38
- 40
- 42
- 44
- 46
- 48
- 50
- 52
- 54
- 56
- 58
- 60
- 62
- 64
- 66
- 68
- 70
- 72
- 74
- 76
- 78
- 80
- 82
- 84
- 86
- 88
- 90
- 92
- 94
- 96
- 98
- 100
- 102
- 104
- 106
- 108
- 110
- 112
- 114
- 116
- 118
- 120
- 122
- 124
- 126
- 128
- 130
- 132
- 134
- 136
- 138
- 140
- 142
- 144
- 146
- 148
- 150
- 152

