

Expedition 375 - Hikurangi

375-U1520D-1H-1-A | SHLF9529001

CM Scale	Feature	Thick	Core-face orientation		2nd app. orientation		Core orientation		Summary:	Observer:	Date:
			AZIM	DIP/PLG	AZIM	DIP/PLG	AZIM	DIP/PLG			
0										HS+AF	4/25/18
2											
4											
6											
8											
10											
12											
14											
16											
18											
20											
22											
24											
26											
28											
30											
32											
34											
36											
38											
40											
42											
44											
46											
48											
50											
52											
54											
56											
58											
60											
62											
64											
66											
68											
70											
72											
74											
76											
78											
80											
82											
84											
86											
88											
90											
92											
94											
96											
98											
100											
102											
104											
106											
108											
110											
112											
114											
116											
118											
120											
122											
124											
126											
128											
130											
132											
134											
136											
138											
140											
142											
144											
146											
148											
150											
152											

tophra ~~tophra~~ bed, steep
 @ 122
 DDE
 accretionary beds

27 000 14
 -bed

CM Scale	Feature	Thick	Core-face orientation		2nd app. orientation		Core orientation		Summary:	Observer:	Date:
			AZIM	DIP/PLG	AZIM	DIP/PLG	AZIM	DIP/PLG			
0										ASTAF	4/25/18
2											
4											
6											
8											
10											
12											
14											
16											
18											
20											
22											
24											
26											
28											
30											
32											
34											
36											
38											
40											
42											
44											
46											
48											
50											
52											
54											
56											
58											
60											
62											
64											
66											
68											
70											
72											
74											
76											
78											
80											
82											
84											
86											
88											
90											
92											
94											
96											
98											
100											
102											
104											
106											
108											
110											
112											
114											
116											
118											
120											
122											
124											
126											
128											
130											
132											
134											
136											
138											
140											
142											
144											
146											
148											
150											
152											

@ furb bed

090 4 180 2

DD: arching beds

H3

Expedition 375 - Hikurangi

375-U1520D-1H-3-A | SHLF9529061

CM Scale	Feature	Thick	Core-face orientation		2nd app. orientation		Core orientation		Summary:	Observer:	Date:
			AZIM	DIP/PLG	AZIM	DIP/PLG	AZIM	DIP/PLG			
0											
-2											
-4											
-6											
-8											
-10											
-12											
-14											
-16											
-18											
-20											
-22											
-24											
-26											
-28											
-30			090	5	180	5					
-32											
-34											
-36											
-38											
-40											
-42											
-44											
-46											
-48											
-50											
-52											
-54											
-56											
-58											
-60											
-62											
-64											
-66											
-68											
-70											
-72											
-74											
-76											
-78											
-80											
-82											
-84											
-86											
-88											
-90											
-92											
-94											
-96											
-98											
-100											
-102											
-104											
-106											
-108											
-110											
-112											
-114											
-116											
-118											
-120											
-122											
-124											
-126											
-128											
-130											
-132											
-134											
-136											
-138											
-140											
-142											
-144											
-146											
-148											
-150											
-152											



tephra bed

DD:
arching bed s

Expedition 375 - Hikurangi

375-U1520D-1H-4-A | SHLF9529091

CM Scale	Feature	Thick	Core-face orientation		2nd app. orientation		Core orientation		Summary:	Observer:	Date:
			AZIM	DIP/PLG	AZIM	DIP/PLG	AZIM	DIP/PLG			
0											
2											
4											
6											
8											
10											
12											
14											
16											
18											
20											
22											
24											
26											
28											
30											
32											
34											
36											
38											
40											
42											
44											
46											
48											
50											
52											
54											
56											
58											
60											
62											
64											
66											
68											
70											
72											
74											
76											
78											
80											
82											
84											
86											
88											
90											
92											
94											
96											
98											
100											
102											
104											
106											
108											
110											
112											
114											
116											
118											
120											
122											
124											
126											
128											
130											
132											
134											
136											
138											
140											
142											
144											
146											
148											
150											
152											

DD:
arching beds

Expedition 375 - Hikurangi

375-U1520D-2H-1-A | SHLF9529441

CM Scale	Feature	Thick	Core-face orientation		2nd app. orientation		Core orientation		Summary:	Observer:	Date:
			AZIM	DIP/PLG	AZIM	DIP/PLG	AZIM	DIP/PLG			
0											
-2											
-4											
-6											
-8											
-10											
-12											
-14											
-16											
-18											
-20											
-22											
-24											
-26											
-28											
-30											
-32	S ₂		090	5	00	7					
-34											
-36											
-38											
-40											
-42											
-44											
-46											
-48											
-50											
-52											
-54											
-56											
-58											
-60											
-62											
-64											
-66											
-68											
-70											
-72											
-74											
-76											
-78											
-80											
-82											
-84											
-86											
-88											
-90											
-92											
-94											
-96											
-98											
-100											
-102											
-104											
-106											
-108											
-110											
-112											
-114											
-116											
-118											
-120											
-122											
-124											
-126											
-128											
-130											
-132											
-134											
-136											
-138											
-140											
-142											
-144											
-146											
-148											
-150											
-152											

Sharp bedding, base of coarse layer

DD: upward
arching,
slight



CM Scale	Feature	Thick	Core-face orientation		2nd app. orientation		Core orientation		Summary:	Observer:	Date:
			AZIM	DIP/PLG	AZIM	DIP/PLG	AZIM	DIP/PLG			
0											
2											
4											
6											
8											
10											
12											
14											
16											
18											
20											
22											
24											
26											
28											
30											
32											
34											
36											
38											
40											
42											
44											
46											
48											
50											
52											
54											
56											
58											
60											
62											
64											
66											
68											
70											
72											
74											
76											
78											
80											
82											
84											
86											
88											
90											
92											
94											
96											
98											
100											
102											
104											
106											
108											
110											
112											
114											
116											
118											
120											
122											
124											
126											
128											
130											
132											
134											
136											
138											
140											
142											
144											
146											
148											
150											
152											



No faulting
x0
vertical movement

DD: upward slight arching

Expedition 375 - Hikurangi

375-U1520D-2H-3-A | SHLF9529501

CM Scale	Feature	Thick	Core-face orientation		2nd app. orientation		Core orientation		Summary:	Observer:	Date:
			AZIM	DIP/PLG	AZIM	DIP/PLG	AZIM	DIP/PLG			
0											
2											
4											
6											
8											
10											
12											
14											
16											
18											
20											
22											
24											
26											
28											
30	S ₀		890	4	000	10			Sharp		
32											
34											
36											
38											
40											
42											
44											
46											
48											
50											
52											
54											
56											
58											
60											
62											
64											
66											
68											
70											
72											
74											
76											
78											
80	S ₀		270	2	180	21			Sharp		
82											
84											
86											
88											
90											
92											
94											
96											
98											
100											
102											
104											
106											
108											
110											
112											
114											
116											
118											
120											
122											
124											
126											
128											
130											
132											
134											
136											
138											
140											
142											
144											
146											
148											
150											
152											

DD: slight upward arching

CM Scale	Feature	Thick	Core-face orientation		2nd app. orientation		Core orientation		Summary:	Observer:	Date:
			AZIM	DIP/PLG	AZIM	DIP/PLG	AZIM	DIP/PLG			
0											
-2											
-4											
-6											
-8											
-10											
-12											
-14											
-16											
-18											
-20											
-22											
-24											
-26											
-28											
-30											
-32											
-34											
-36											
-38											
-40											
-42											
-44											
-46											
-48											
-50											
-52											
-54											
-56											
-58											
-60											
-62											
-64											
-66											
-68											
-70											
-72											
-74											
-76											
-78											
-80											
-82											
-84											
-86											
-88											
-90											
-92											
-94											
-96											
-98											
-100											
-102											
-104											
-106											
-108											
-110											
-112											
-114											
-116											
-118											
-120											
-122											
-124											
-126											
-128											
-130											
-132											
-134											
-136											
-138											
-140											
-142											
-144											
-146											
-148											
-150											
-152											



Sharp base of corall layer

15cm soft 4 000 11

DD: Slight
upward arching

CM Scale	Feature	Thick	Core-face orientation		2nd app. orientation		Core orientation		Summary:	Observer:	Date:
			AZIM	DIP/PLG	AZIM	DIP/PLG	AZIM	DIP/PLG			
0											
2											
4											
6											
8											
10											
12											
14											
16											
18											
20											
22											
24											
26											
28											
30											
32											
34											
36											
38											
40											
42											
44											
46											
48											
50	51, 50		270	1	180	9			Irregular, with sand		
52											
54											
56											
58											
60											
62											
64											
66											
68											
70											
72											
74											
76											
78											
80											
82											
84											
86											
88											
90											
92											
94											
96											
98											
100											
102											
104											
106											
108											
110											
112											
114	50		270	7	000	4			Sharp, base of coarse layer		
116											
118											
120											
122											
124											
126											
128											
130											
132											
134											
136											
138											
140											
142											
144											
146											
148											
150											
152											



CM Scale	Feature	Thick	Core-face orientation		2nd app. orientation		Core orientation		Summary:	Observer:	Date:
			AZIM	DIP/PLG	AZIM	DIP/PLG	AZIM	DIP/PLG			
0											
2											
4											
6											
8											
10											
12											
14											
16											
18											
20											
22											
24											
26											
28											
30											
32											
34											
36											
38											
40											
42											
44											
46											
48											
50											
52											
54											
56											
58											
60											
62											
64											
66											
68											
70											
72											
74											
76											
78											
80											
82											
84											
86											
88											
90											
92											
94											
96											
98											
100											
102											
104											
106											
108											
110											
112											
114											
116											
118											
120											
122											
124											
126											
128											
130											
132											
134											
136											
138											
140											
142											
144											
146											
148											
150											
152											

18-54
sample
severely

sharp base of sand layer (sample)
sharp base of coarse layer

DD: slight upward
aching.

CM Scale	Feature	Thick	Core-face orientation		2nd app. orientation		Core orientation		Summary:	Observer:	Date:
			AZIM	DIP/PLG	AZIM	DIP/PLG	AZIM	DIP/PLG			
0											
-2											
-4											
-6											
-8											
-10											
-12											
-14											
-16											
-18											
-20											
-22											
-24											
-26											
-28											
-30											
-32											
-34											
-36											
-38											
-40											
-42											
-44											
-46											
-48											
-50											
-52											
-54											
-56											
-58											
-60											
-62											
-64											
-66											
-68											
-70											
-72											
-74											
-76											
-78											
-80											
-82											
-84											
-86											
-88											
-90											
-92											
-94											
-96											
-98											
-100											
-102											
-104											
-106											
-108											
-110											
-112											
-114											
-116											
-118											
-120											
-122											
-124											
-126											
-128											
-130											
-132											
-134											
-136											
-138											
-140											
-142											
-144											
-146											
-148											
-150											
-152											



Sharp base of coarse layer

770 6 180 8

A, S_h

DD: slight
upward arching.

Expedition 375 - Hikurangi

375-U1520D-3H-1-A | SHLF9529801

Feature	Thick	Core-face orientation		2nd app. orientation		Core orientation		Summary	Observer	Date
		AZIM	DIP/PLG	AZIM	DIP/PLG	AZIM	DIP/PLG			
									AF+HS	4/25/18

DJ:
sample - 0-53 cm destroyed
sticks on bedding

090 3 000 15

-bed

CM Scale

- 0
- 2
- 4
- 6
- 8
- 10
- 12
- 14
- 16
- 18
- 20
- 22
- 24
- 26
- 28
- 30
- 32
- 34
- 36
- 38
- 40
- 42
- 44
- 46
- 48
- 50
- 52
- 54
- 56
- 58
- 60
- 62
- 64
- 66
- 68
- 70
- 72
- 74
- 76
- 78
- 80
- 82
- 84
- 86
- 88
- 90
- 92
- 94
- 96
- 98
- 100
- 102
- 104
- 106
- 108
- 110
- 112
- 114
- 116
- 118
- 120
- 122
- 124
- 126
- 128
- 130
- 132
- 134
- 136
- 138
- 140
- 142
- 144
- 146
- 148
- 150
- 152



CM Scale	Feature	Thick	Core-face orientation		2nd app. orientation		Core orientation		Summary:	Observer:	Date:
			AZIM	DIP/PLG	AZIM	DIP/PLG	AZIM	DIP/PLG			
0											
2											
4											
6											
8											
10											
12											
14											
16											
18											
20											
22											
24											
26											
28											
30											
32											
34											
36											
38											
40											
42											
44											
46											
48											
50											
52											
54											
56											
58											
60											
62											
64											
66											
68											
70											
72											
74											
76											
78											
80											
82											
84											
86											
88											
90											
92											
94											
96											
98											
100											
102											
104											
106											
108											
110											
112											
114											
116											
118											
120											
122											
124											
126											
128											
130											
132											
134											
136											
138											
140											
142											
144											
146											
148											
150											
152											

-bed
shaly

270 5 180 3

DD: 0-33 cm soupy de shaly
including beds
35

W

Expedition 375 - Hikurangi

375-U1520D-3H-3-A | SHLF9529861

CM Scale	Feature	Thick	Core-face orientation		2nd app. orientation		Core orientation		Summary:	Observer:	Date:
			AZIM	DIP/PLG	AZIM	DIP/PLG	AZIM	DIP/PLG			
0											
2											
4											
6											
8											
10											
12											
14											
16											
18											
20											
22											
24											
26											
28											
30											
32											
34											
36											
38											
40											
42											
44											
46											
48											
50											
52											
54											
56											
58											
60											
62											
64											
66											
68											
70											
72											
74											
76											
78											
80											
82											
84											
86											
88											
90											
92											
94											
96											
98											
100											
102											
104											
106											
108											
110											
112											
114											
116											
118											
120											
122											
124											
126											
128											
130											
132											
134											
136											
138											
140											
142											
144											
146											
148											
150											
152											

-bed 070 1 000 9

96° 170° -south
 96° 170° -south
 96° 170° -south
 96° 170° -south

Expedition 375 - Hikurangi

375-U1520D-3H-4-A | SHLF9529891

CM Scale	Feature	Thick	Core-face orientation		2nd app. orientation		Core orientation		Summary:	Observer:	Date:
			AZIM	DIP/PLG	AZIM	DIP/PLG	AZIM	DIP/PLG			
0											
2											
4	-bed		0°	2	180	10				AF+HS	4/25/18
6											
8											
10											
12											
14											
16											
18											
20											
22											
24											
26											
28											
30											
32											
34											
36											
38											
40											
42											
44											
46											
48											
50											
52											
54											
56											
58											
60											
62											
64											
66											
68											
70											
72											
74											
76											
78											
80											
82											
84											
86											
88											
90											
92											
94											
96											
98											
100											
102											
104											
106											
108											
110											
112											
114											
116											
118											
120											
122											
124											
126											
128											
130											
132											
134											
136											
138											
140											
142											
144											
146											
148											
150											
152											

DD^b
inclined beds

Expedition 375 - Hikurangi

375-U1520D-3H-5-A | SHLF9529921

CM Scale	Feature	Thick	Core-face orientation		2nd app. orientation		Core orientation		Summary:	Observer:	Date:
			AZIM	DIP/PLG	AZIM	DIP/PLG	AZIM	DIP/PLG			
0											
2											
4											
6											
8											
10											
12											
14											
16											
18											
20											
22											
24											
26											
28											
30											
32											
34											
36											
38											
40											
42											
44											
46											
48											
50											
52											
54											
56											
58											
60											
62											
64											
66											
68											
70											
72											
74											
76											
78											
80											
82											
84											
86											
88											
90											
92											
94											
96											
98											
100											
102											
104											
106											
108											
110											
112											
114											
116											
118											
120											
122											
124											
126											
128											
130											
132											
134											
136											
138											
140											
142											
144											
146											
148											
150											
152											

Spuff 090 to 000 3
--bed

DD: 33-92 soupy desdoyx2
on



Expedition 375 - Hikurangi

375-U1520D-3H-6-A | SHLF9529951

CM Scale	Feature	Thick	Core-face orientation		2nd app. orientation		Core orientation		Summary:	Observer:	Date:
			AZIM	DIP/PLG	AZIM	DIP/PLG	AZIM	DIP/PLG			
0											
2											
4											
6											
8											
10											
12											
14											
16											
18											
20											
22											
24											
26											
28											
30											
32											
34											
36											
38											
40											
42											
44											
46											
48											
50											
52											
54											
56											
58											
60											
62											
64											
66											
68											
70											
72											
74											
76											
78											
80											
82											
84											
86											
88											
90											
92											
94											
96											
98											
100											
102											
104											
106	-bed		090	Z	180	8					
108											
110											
112											
114											
116											
118											
120											
122											
124											
126											
128											
130											
132											
134											
136											
138											
140											
142											
144											
146											
148											
150											
152											

dump

DD
156-52, 509M
66-101

Expedition 375 - Hikurangi

375-U1520D-3H-7-A | SHLF9529981

CM Scale	Feature	Thick	Core-face orientation		2nd app. orientation		Core orientation		Summary:	Observer:	Date:
			AZIM	DIP/PLG	AZIM	DIP/PLG	AZIM	DIP/PLG			
0											
2											
4											
6											
8											
10											
12											
14											
16											
18											
20											
22											
24											
26											
28											
30											
32											
34											
36											
38											
40											
42											
44	bed		090	0	180	9					
46											
48											
50											
52											
54											
56											
58											
60											
62											
64											
66											
68											
70											
72											
74											
76											
78											
80											
82											
84											
86											
88											
90											
92											
94											
96											
98											
100											
102											
104											
106											
108											
110											
112											
114											
116											
118											
120											
122											
124											
126											
128											
130											
132											
134											
136											
138											
140											
142											
144											
146											
148											
150											
152											

sharp

DD: arching beds

Feature	Thick	Core-face orientation		2nd app. orientation		Core orientation		Summary:	Observer:	Date:
		AZIM	DIP/PLG	AZIM	DIP/PLG	AZIM	DIP/PLG			
								o~58, slurry		
								68~69, bedding, (270, 5; 18, 3)		

CM Scale

- 0
- 2
- 4
- 6
- 8
- 10
- 12
- 14
- 16
- 18
- 20
- 22
- 24
- 26
- 28
- 30
- 32
- 34
- 36
- 38
- 40
- 42
- 44
- 46
- 48
- 50
- 52
- 54
- 56
- 58
- 60
- 62
- 64
- 66
- 68
- 70
- 72
- 74
- 76
- 78
- 80
- 82
- 84
- 86
- 88
- 90
- 92
- 94
- 96
- 98
- 100
- 102
- 104
- 106
- 108
- 110
- 112
- 114
- 116
- 118
- 120
- 122
- 124
- 126
- 128
- 130
- 132
- 134
- 136
- 138
- 140
- 142
- 144
- 146
- 148
- 150
- 152



Expedition 375 - Hikurangi

375-U1520D-4H-2-A | SHLF9530631

Feature	Thick	Core-face orientation		2nd app. orientation		Core orientation		Summary:	Observer:	Date:
		AZIM	DIP/PLG	AZIM	DIP/PLG	AZIM	DIP/PLG			

CM Scale

0

-2

-4

-6

-8

-10

-12

-14

-16

-18

-20

-22

-24

-26

-28

-30

-32

-34

-36

-38

-40

-42

-44

-46

-48

-50

-52

-54

-56

-58

-60

-62

-64

-66

-68

-70

-72

-74

-76

-78

-80

-82

-84

-86

-88

-90

-92

-94

-96

-98

-100

-102

-104

-106

-108

-110

-112

-114

-116

-118

-120

-122

-124

-126

-128

-130

-132

-134

-136

-138

-140

-142

-144

-146

-148

-150

-152

66~67, bedding, (opp, 0; 000, 0)

115-116, bedding (27, 4; 200, 10)



Expedition 375 - Hikurangi

375-U1520D-4H-3-A | SHLF9530661

CM Scale	Feature	Thick	Core-face orientation		2nd app. orientation		Core orientation		Summary:	Observer:	Date:
			AZIM	DIP/PLG	AZIM	DIP/PLG	AZIM	DIP/PLG			
-0											
-2											
-4											
-6											
-8											
-10											
-12											
-14											
-16											
-18											
-20											
-22											
-24											
-26											
-28											
-30											
-32											
-34											
-36											
-38											
-40											
-42											
-44											
-46											
-48											
-50											
-52											
-54											
-56											
-58											
-60											
-62											
-64											
-66											
-68											
-70											
-72											
-74											
-76											
-78											
-80											
-82											
-84											
-86											
-88											
-90											
-92											
-94											
-96											
-98											
-100											
-102											
-104											
-106											
-108											
-110											
-112											
-114											
-116											
-118											
-120											
-122											
-124											
-126											
-128											
-130											
-132											
-134											
-136											
-138											
-140											
-142											
-144											
-146											
-148											
-150											
-152											




CM Scale

CM Scale	Feature	Thick	Core-face orientation		2nd app. orientation		Core orientation		Summary:	Observer:	Date:
			AZIM	DIP/PLG	AZIM	DIP/PLG	AZIM	DIP/PLG			
0											
-2											
-4											
-6											
-8											
-10											
-12											
-14											
-16											
-18											
-20											
-22											
-24											
-26											
-28											
-30											
-32											
-34											
-36											
-38											
-40											
-42											
-44											
-46											
-48											
-50											
-52											
-54											
-56											
-58											
-60											
-62											
-64											
-66											
-68											
-70											
-72											
-74											
-76											
-78											
-80											
-82											
-84											
-86											
-88											
-90											
-92											
-94											
-96											
-98											
-100											
-102											
-104											
-106											
-108											
-110											
-112											
-114											
-116											
-118											
-120											
-122											
-124											
-126											
-128											
-130											
-132											
-134											
-136											
-138											
-140											
-142											
-144											
-146											
-148											
-150											
-152											



77, bedding (090, 0 ; 0033)

CM Scale	Feature	Thick	Core-face orientation		2nd app. orientation		Core orientation		Summary:	Observer:	Date:
			AZIM	DIP/PLG	AZIM	DIP/PLG	AZIM	DIP/PLG			
0											
-2											
-4											
-6											
-8											
-10											
-12											
-14											
-16											
-18											
-20											
-22											
-24											
-26											
-28											
-30											
-32											
-34											
-36											
-38											
-40											
-42											
-44											
-46											
-48											
-50											
-52											
-54											
-56											
-58											
-60											
-62											
-64											
-66											
-68											
-70											
-72											
-74											
-76											
-78											
-80											
-82											
-84											
-86											
-88											
-90											
-92											
-94											
-96											
-98											
-100											
-102											
-104											
-106											
-108											
-110											
-112											
-114											
-116											
-118											
-120											
-122											
-124											
-126											
-128											
-130											
-132											
-134											
-136											
-138											
-140											
-142											
-144											
-146											
-148											
-150											
-152											



Expedition 375 - Hikurangi

375-U1520D-4H-6-A | SHLF9530751

CM Scale	Feature	Thick	Core-face orientation		2nd app. orientation		Core orientation		Summary:	Observer:	Date:
			AZIM	DIP/PLG	AZIM	DIP/PLG	AZIM	DIP/PLG			
0											
-2											
-4											
-6											
-8											
-10											
-12											
-14											
-16											
-18											
-20											
-22											
-24											
-26											
-28											
-30											
-32											
-34											
-36											
-38											
-40											
-42											
-44											
-46											
-48											
-50											
-52											
-54											
-56											
-58											
-60											
-62											
-64											
-66											
-68											
-70											
-72											
-74											
-76											
-78											
-80											
-82											
-84											
-86											
-88											
-90											
-92											
-94											
-96											
-98											
-100											
-102											
-104											
-106											
-108											
-110											
-112											
-114											
-116											
-118											
-120											
-122											
-124											
-126											
-128											
-130											
-132											
-134											
-136											
-138											
-140											
-142											
-144											
-146											
-148											
-150											
-152											

32-33, bedding, c 27°; 1; 0° 30)

CM Scale	Feature	Thick	Core-face orientation		2nd app. orientation		Core orientation		Summary:	Observer:	Date:
			AZIM	DIP/PLG	AZIM	DIP/PLG	AZIM	DIP/PLG			
0											
2											
4											
6											
8											
10											
12											
14											
16											
18											
20											
22											
24											
26											
28											
30											
32											
34											
36											
38											
40											
42											
44											
46											
48											
50											
52											
54											
56											
58											
60											
62											
64											
66											
68											
70											
72											
74											
76											
78											
80											
82											
84											
86											
88											
90											
92											
94											
96											
98											
100											
102											
104											
106											
108											
110											
112											
114											
116											
118											
120											
122											
124											
126											
128											
130											
132											
134											
136											
138											
140											
142											
144											
146											
148											
150											
152											

w+z1, bedding c090,6;000,10)



Feature	Thick	Core-face orientation		2nd app. orientation		Core orientation		Summary:	Observer:	Date:
		AZIM	DIP/PLG	AZIM	DIP/PLG	AZIM	DIP/PLG			
Comments/Sketches										
Empty table body for data entry										

CM Scale

- 0
- 2
- 4
- 6
- 8
- 10
- 12
- 14
- 16
- 18
- 20
- 22
- 24
- 26
- 28
- 30
- 32
- 34
- 36
- 38
- 40
- 42
- 44
- 46
- 48
- 50
- 52
- 54
- 56
- 58
- 60
- 62
- 64
- 66
- 68
- 70
- 72
- 74
- 76
- 78
- 80
- 82
- 84
- 86
- 88
- 90
- 92
- 94
- 96
- 98
- 100
- 102
- 104
- 106
- 108
- 110
- 112
- 114
- 116
- 118
- 120
- 122
- 124
- 126
- 128
- 130
- 132
- 134
- 136
- 138
- 140
- 142
- 144
- 146
- 148
- 150
- 152



Expedition 375 - Hikurangi

375-U1520D-5H-2-A | SHLF9531711

Feature	Thick	Core-face orientation		2nd app. orientation		Core orientation		Summary:	Observer:	Date:
		AZIM	DIP/PLG	AZIM	DIP/PLG	AZIM	DIP/PLG			
Comments/Sketches										

CM Scale

0

-2

4

-6

8

-10

12

-14

16

-18

20

-22

24

-26

28

-30

32

-34

36

-38

40

-42

44

-46

48

-50

52

-54

56

-58

60

-62

64

-66

68

-70

72

-74

76

-78

80

-82

84

-86

88

-90

92

-94

96

-98

100

-102

104

-106

108

-110

112

-114

116

-118

120

-122

124

-126

128

-130

132

-134

136

-138

140

-142

144

-146

148

-150

152



114, bed (09, 0; 00, 0)

Feature	Thick	Core-face orientation		2nd app. orientation		Core orientation		Summary:	Observer:	Date:
		AZIM	DIP/PLG	AZIM	DIP/PLG	AZIM	DIP/PLG			
								62, bed (093, 2; 000, 5)		
								110-111, bed (093, 0; 000, 0)		

CM Scale

- 0
- 2
- 4
- 6
- 8
- 10
- 12
- 14
- 16
- 18
- 20
- 22
- 24
- 26
- 28
- 30
- 32
- 34
- 36
- 38
- 40
- 42
- 44
- 46
- 48
- 50
- 52
- 54
- 56
- 58
- 60
- 62
- 64
- 66
- 68
- 70
- 72
- 74
- 76
- 78
- 80
- 82
- 84
- 86
- 88
- 90
- 92
- 94
- 96
- 98
- 100
- 102
- 104
- 106
- 108
- 110
- 112
- 114
- 116
- 118
- 120
- 122
- 124
- 126
- 128
- 130
- 132
- 134
- 136
- 138
- 140
- 142
- 144
- 146
- 148
- 150
- 152



Feature	Thick	Core-face orientation		2nd app. orientation		Core orientation		Summary:	Observer:	Date:
		AZIM	DIP/PLG	AZIM	DIP/PLG	AZIM	DIP/PLG			
								23-24, bed, (090, 0 ; 000, 0)		

CM Scale

- 0
- 2
- 4
- 6
- 8
- 10
- 12
- 14
- 16
- 18
- 20
- 22
- 24
- 26
- 28
- 30
- 32
- 34
- 36
- 38
- 40
- 42
- 44
- 46
- 48
- 50
- 52
- 54
- 56
- 58
- 60
- 62
- 64
- 66
- 68
- 70
- 72
- 74
- 76
- 78
- 80
- 82
- 84
- 86
- 88
- 90
- 92
- 94
- 96
- 98
- 100
- 102
- 104
- 106
- 108
- 110
- 112
- 114
- 116
- 118
- 120
- 122
- 124
- 126
- 128
- 130
- 132
- 134
- 136
- 138
- 140
- 142
- 144
- 146
- 148
- 150
- 152



Feature	Thick	Core-face orientation		2nd app. orientation		Core orientation		Summary:	Observer:	Date:
		AZIM	DIP/PLG	AZIM	DIP/PLG	AZIM	DIP/PLG			

CM Scale

-0

-2

-4

-6

-8

-10

-12

-14

-16

-18

-20

-22

-24

-26

-28

-30

-32

-34

-36

-38

-40

-42

-44

-46

-48

-50

-52

-54

-56

-58

-60

-62

-64

-66

-68

-70

-72

-74

-76

-78

-80

-82

-84

-86

-88

-90

-92

-94

-96

-98

-100

-102

-104

-106

-108

-110

-112

-114

-116

-118

-120

-122

-124

-126

-128

-130

-132

-134

-136

-138

-140

-142

-144

-146

-148

-150

-152



CM Scale	Feature	Thick	Core-face orientation		2nd app. orientation		Core orientation		Summary:	Observer:	Date:
			AZIM	DIP/PLG	AZIM	DIP/PLG	AZIM	DIP/PLG			
0											
-2											
-4											
-6											
-8											
-10											
-12											
-14											
-16											
-18											
-20											
-22											
-24											
-26											
-28											
-30											
-32											
-34											
-36											
-38											
-40											
-42											
-44											
-46											
-48											
-50											
-52											
-54											
-56											
-58											
-60											
-62											
-64											
-66											
-68											
-70											
-72											
-74											
-76											
-78											
-80											
-82											
-84											
-86											
-88											
-90											
-92											
-94											
-96											
-98											
-100											
-102											
-104											
-106											
-108											
-110											
-112											
-114											
-116											
-118											
-120											
-122											
-124											
-126											
-128											
-130											
-132											
-134											
-136											
-138											
-140											
-142											
-144											
-146											
-148											
-150											
-152											


64-65, (270, 2 ; 000, 8)

Expedition 375 - Hikurangi

375-U1520D-5H-7-A | SHLF9531861

CM Scale	Feature	Thick	Core-face orientation		2nd app. orientation		Core orientation		Summary:	Observer:	Date:
			AZIM	DIP/PLG	AZIM	DIP/PLG	AZIM	DIP/PLG			
0											
-2											
-4											
-6											
-8											
-10											
-12											
-14											
-16											
-18											
-20											
-22											
-24											
-26											
-28											
-30											
-32											
-34											
-36											
-38											
-40											
-42											
-44											
-46											
-48											
-50											
-52											
-54											
-56											
-58											
-60											
-62											
-64											
-66											
-68											
-70											
-72											
-74											
-76											
-78											
-80											
-82											
-84											
-86											
-88											
-90											
-92											
-94											
-96											
-98											
-100											
-102											
-104											
-106											
-108											
-110											
-112											
-114											
-116											
-118											
-120											
-122											
-124											
-126											
-128											
-130											
-132											
-134											
-136											
-138											
-140											
-142											
-144											
-146											
-148											
-150											
-152											

51, bed, (270, 5 ; 200, 5)



Expedition 375 - Hikurangi

375-U1520D-5H-CC-A | SHLF9531891

Feature	Thick	Core-face orientation		2nd app. orientation		Core orientation		Summary:	Observer:	Date:
		AZIM	DIP/PLG	AZIM	DIP/PLG	AZIM	DIP/PLG			
Comments/Sketches										

CM Scale

0

2

4

6

8

10

12

14

16

18

20

22

24

26

28

30

32

34

36

38

40

42

44

46

48

50

52

54

56

58

60

62

64

66

68

70

72

74

76

78

80

82

84

86

88

90

92

94

96

98

100

102

104

106

108

110

112

114

116

118

120

122

124

126

128

130

132

134

136

138

140

142

144

146

148

150

152



Expedition 375 - Hikurangi

375-U1520D-6H-3-A | SHLF9532501

CM Scale	Feature	Thick	Core-face orientation		2nd app. orientation		Core orientation		Summary:	Observer:	Date:
			AZIM	DIP/PLG	AZIM	DIP/PLG	AZIM	DIP/PLG			
-0											
-2											
-4											
-6											
-8											
-10											
-12											
-14											
-16											
-18											
-20											
-22											
-24											
-26											
-28											
-30											
-32											
-34											
-36											
-38											
-40											
-42											
-44											
-46											
-48											
-50											
-52											
-54											
-56											
-58											
-60											
-62											
-64											
-66											
-68											
-70											
-72											
-74											
-76											
-78											
-80											
-82											
-84											
-86											
-88											
-90											
-92											
-94											
-96											
-98											
-100											
-102											
-104											
-106											
-108											
-110											
-112											
-114											
-116											
-118											
-120											
-122											
-124											
-126											
-128											
-130											
-132											
-134											
-136											
-138											
-140											
-142											
-144											
-146											
-148											
-150											
-152											

-17, bedding, (270, 3; 000, 0)

110-111, bedding, (270, 2 ; 000, 0)



CM Scale	Feature	Thick	Core-face orientation		2nd app. orientation		Core orientation		Summary:	Observer:	Date:
			AZIM	DIP/PLG	AZIM	DIP/PLG	AZIM	DIP/PLG			
0											
2											
4											
6											
8											
10											
12											
14											
16											
18											
20											
22											
24											
26											
28											
30											
32											
34											
36											
38											
40											
42											
44											
46											
48											
50											
52											
54											
56											
58											
60											
62											
64											
66											
68											
70											
72											
74											
76											
78											
80											
82											
84											
86											
88											
90											
92											
94											
96											
98											
100											
102											
104											
106											
108											
110											
112											
114											
116											
118											
120											
122											
124											
126											
128											
130											
132											
134											
136											
138											
140											
142											
144											
146											
148											
150											
152											

-17, bedding, (270, 3; cur, 0)



Expedition 375 - Hikurangi


375-U1520D-6H-4-A | SHLF9532531

CM Scale	Feature	Thick	Core-face orientation		2nd app. orientation		Core orientation		Summary:	Observer:	Date:
			AZIM	DIP/PLG	AZIM	DIP/PLG	AZIM	DIP/PLG			
0											
2											
4											
6											
8											
10											
12											
14											
16											
18											
20											
22											
24											
26											
28											
30											
32											
34											
36											
38											
40											
42											
44											
46											
48											
50											
52											
54											
56											
58											
60											
62											
64											
66											
68											
70											
72											
74											
76											
78											
80											
82											
84											
86											
88											
90											
92											
94											
96											
98											
100											
102											
104											
106											
108											
110											
112											
114											
116											
118											
120											
122											
124											
126											
128											
130											
132											
134											
136											
138											
140											
142											
144											
146											
148											
150											
152											

79, bedding, (270, 4; 000, 12)

Feature	Thick	Core-face orientation		2nd app. orientation		Core orientation		Summary:	Observer:	Date:
		AZIM	DIP/PLG	AZIM	DIP/PLG	AZIM	DIP/PLG			
								-56, bedding, (270, 1 ; 000, 17)		
								-82, bedding, (270, 2 ; 003, 24)		

CM Scale



Expedition 375 - Hikurangi

375-U1520D-6H-6-A | SHLF9532591

Feature	Thick	Core-face orientation		2nd app. orientation		Core orientation		Summary:	Observer:	Date:
		AZIM	DIP/PLG	AZIM	DIP/PLG	AZIM	DIP/PLG			
<p>81-82, bedding, c270,7; 000,9</p>										

CM Scale

- 0
- 2
- 4
- 6
- 8
- 10
- 12
- 14
- 16
- 18
- 20
- 22
- 24
- 26
- 28
- 30
- 32
- 34
- 36
- 38
- 40
- 42
- 44
- 46
- 48
- 50
- 52
- 54
- 56
- 58
- 60
- 62
- 64
- 66
- 68
- 70
- 72
- 74
- 76
- 78
- 80
- 82
- 84
- 86
- 88
- 90
- 92
- 94
- 96
- 98
- 100
- 102
- 104
- 106
- 108
- 110
- 112
- 114
- 116
- 118
- 120
- 122
- 124
- 126
- 128
- 130
- 132
- 134
- 136
- 138
- 140
- 142
- 144
- 146
- 148
- 150
- 152



Feature	Thick	Core-face orientation		2nd app. orientation		Core orientation		Summary:	Observer:	Date:
		AZIM	DIP/PLG	AZIM	DIP/PLG	AZIM	DIP/PLG			
								39-40, bedding, (270, 2; 000, 3)		

CM Scale

- 0
- 2
- 4
- 6
- 8
- 10
- 12
- 14
- 16
- 18
- 20
- 22
- 24
- 26
- 28
- 30
- 32
- 34
- 36
- 38
- 40
- 42
- 44
- 46
- 48
- 50
- 52
- 54
- 56
- 58
- 60
- 62
- 64
- 66
- 68
- 70
- 72
- 74
- 76
- 78
- 80
- 82
- 84
- 86
- 88
- 90
- 92
- 94
- 96
- 98
- 100
- 102
- 104
- 106
- 108
- 110
- 112
- 114
- 116
- 118
- 120
- 122
- 124
- 126
- 128
- 130
- 132
- 134
- 136
- 138
- 140
- 142
- 144
- 146
- 148
- 150
- 152



Feature	Thick	Core-face orientation		2nd app. orientation		Core orientation		Summary:	Observer:	Date:
		AZIM	DIP/PLG	AZIM	DIP/PLG	AZIM	DIP/PLG			
<div style="display: flex; justify-content: space-between; padding: 5px;"> <div style="width: 10%;"> <p>CM Scale</p> <p>0</p> <p>-2</p> <p>-4</p> <p>-6</p> <p>-8</p> <p>-10</p> <p>-12</p> <p>-14</p> <p>-16</p> <p>-18</p> <p>-20</p> <p>-22</p> <p>-24</p> <p>-26</p> <p>-28</p> <p>-30</p> <p>-32</p> <p>-34</p> <p>-36</p> <p>-38</p> <p>-40</p> <p>-42</p> <p>-44</p> <p>-46</p> <p>-48</p> <p>-50</p> <p>-52</p> <p>-54</p> <p>-56</p> <p>-58</p> <p>-60</p> <p>-62</p> <p>-64</p> <p>-66</p> <p>-68</p> <p>-70</p> <p>-72</p> <p>-74</p> <p>-76</p> <p>-78</p> <p>-80</p> <p>-82</p> <p>-84</p> <p>-86</p> <p>-88</p> <p>-90</p> <p>-92</p> <p>-94</p> <p>-96</p> <p>-98</p> <p>-100</p> <p>-102</p> <p>-104</p> <p>-106</p> <p>-108</p> <p>-110</p> <p>-112</p> <p>-114</p> <p>-116</p> <p>-118</p> <p>-120</p> <p>-122</p> <p>-124</p> <p>-126</p> <p>-128</p> <p>-130</p> <p>-132</p> <p>-134</p> <p>-136</p> <p>-138</p> <p>-140</p> <p>-142</p> <p>-144</p> <p>-146</p> <p>-148</p> <p>-150</p> <p>-152</p> </div> <div style="width: 90%; background-color: #cccccc; height: 100%;"></div> </div>										

CM Scale

0

-2

-4

-6

-8

-10

-12

-14

-16

-18

-20

-22

-24

-26

-28

-30

-32

-34

-36

-38

-40

-42

-44

-46

-48

-50

-52

-54

-56

-58

-60

-62

-64

-66

-68

-70

-72

-74

-76

-78

-80

-82

-84

-86

-88

-90

-92

-94

-96

-98

-100

-102

-104

-106

-108

-110

-112

-114

-116

-118

-120

-122

-124

-126

-128

-130

-132

-134

-136

-138

-140

-142

-144

-146

-148

-150

-152

Feature	Thick	Core-face orientation		2nd app. orientation		Core orientation		Summary:	Observer:	Date:
		AZIM	DIP/PLG	AZIM	DIP/PLG	AZIM	DIP/PLG			

CM Scale

- 0
- 2
- 4
- 6
- 8
- 10
- 12
- 14
- 16
- 18
- 20
- 22
- 24
- 26
- 28
- 30
- 32
- 34
- 36
- 38
- 40
- 42
- 44
- 46
- 48
- 50
- 52
- 54
- 56
- 58
- 60
- 62
- 64
- 66
- 68
- 70
- 72
- 74
- 76
- 78
- 80
- 82
- 84
- 86
- 88
- 90
- 92
- 94
- 96
- 98
- 100
- 102
- 104
- 106
- 108
- 110
- 112
- 114
- 116
- 118
- 120
- 122
- 124
- 126
- 128
- 130
- 132
- 134
- 136
- 138
- 140
- 142
- 144
- 146
- 148
- 150
- 152


Expedition 375 - Hikurangi

375-U1520D-8H-1-A | SHLF9534451

Feature	Thick	Core-face orientation		2nd app. orientation		Core orientation		Summary:	Observer:	Date:
		AZIM	DIP/PLG	AZIM	DIP/PLG	AZIM	DIP/PLG			

78-79, bedding, (090, 0) 000, 0)

CM Scale



Expedition 375 - Hikurangi

375-U1520D-8H-2-A | SHLF9534481

CM Scale

-0
-2
-4
-6
-8
-10
-12
-14
-16
-18
-20
-22
-24
-26
-28
-30
-32
-34
-36
-38
-40
-42
-44
-46
-48
-50
-52
-54
-56
-58
-60
-62
-64
-66
-68
-70
-72
-74
-76
-78
-80
-82
-84
-86
-88
-90
-92
-94
-96
-98
-100
-102
-104
-106
-108
-110
-112
-114
-116
-118
-120
-122
-124
-126
-128
-130
-132
-134
-136
-138
-140
-142
-144
-146
-148
-150
-152



Feature	Thick	Core-face orientation		2nd app. orientation		Core orientation		Summary:	Observer:	Date:
		AZIM	DIP/PLG	AZIM	DIP/PLG	AZIM	DIP/PLG			

41-42, bedding, (200,0; 400,0)

Expedition 375 - Hikurangi

375-U1520D-8H-4-A | SHLF9534541

Feature	Thick	Core-face orientation		2nd app. orientation		Core orientation		Summary:	Observer:	Date:
		AZIM	DIP/PLG	AZIM	DIP/PLG	AZIM	DIP/PLG			

CM Scale



Expedition 375 - Hikurangi

375-U1520D-8H-7-A | SHLF9534631

Feature	Thick	Core-face orientation		2nd app. orientation		Core orientation		Summary:	Observer:	Date:
		AZIM	DIP/PLG	AZIM	DIP/PLG	AZIM	DIP/PLG			

CM Scale

- 0
- 2
- 4
- 6
- 8
- 10
- 12
- 14
- 16
- 18
- 20
- 22
- 24
- 26
- 28
- 30
- 32
- 34
- 36
- 38
- 40
- 42
- 44
- 46
- 48
- 50
- 52
- 54
- 56
- 58
- 60
- 62
- 64
- 66
- 68
- 70
- 72
- 74
- 76
- 78
- 80
- 82
- 84
- 86
- 88
- 90
- 92
- 94
- 96
- 98
- 100
- 102
- 104
- 106
- 108
- 110
- 112
- 114
- 116
- 118
- 120
- 122
- 124
- 126
- 128
- 130
- 132
- 134
- 136
- 138
- 140
- 142
- 144
- 146
- 148
- 150
- 152

Expedition 375 - Hikurangi

375-U1520D-9H-1-A | SHLF9534991

Feature	Thick	Core-face orientation		2nd app. orientation		Core orientation		Summary:	Observer:	Date:
		AZIM	DIP/PLG	AZIM	DIP/PLG	AZIM	DIP/PLG			
<div style="display: flex; justify-content: space-between;"> <div style="width: 10%;"> <p>CM Scale</p> <p>0</p> <p>2</p> <p>4</p> <p>6</p> <p>8</p> <p>10</p> <p>12</p> <p>14</p> <p>16</p> <p>18</p> <p>20</p> <p>22</p> <p>24</p> <p>26</p> <p>28</p> <p>30</p> <p>32</p> <p>34</p> <p>36</p> <p>38</p> <p>40</p> <p>42</p> <p>44</p> <p>46</p> <p>48</p> <p>50</p> <p>52</p> <p>54</p> <p>56</p> <p>58</p> <p>60</p> <p>62</p> <p>64</p> <p>66</p> <p>68</p> <p>70</p> <p>72</p> <p>74</p> <p>76</p> <p>78</p> <p>80</p> <p>82</p> <p>84</p> <p>86</p> <p>88</p> <p>90</p> <p>92</p> <p>94</p> <p>96</p> <p>98</p> <p>100</p> <p>102</p> <p>104</p> <p>106</p> <p>108</p> <p>110</p> <p>112</p> <p>114</p> <p>116</p> <p>118</p> <p>120</p> <p>122</p> <p>124</p> <p>126</p> <p>128</p> <p>130</p> <p>132</p> <p>134</p> <p>136</p> <p>138</p> <p>140</p> <p>142</p> <p>144</p> <p>146</p> <p>148</p> <p>150</p> <p>152</p> </div> <div style="width: 80%; text-align: center;"> <p>Sw, bedding, (090, 7; 0w, 0)</p> </div> <div style="width: 10%; text-align: right;"> <p>W</p> </div> </div>										

Expedition 375 - Hikurangi

375-U1520D-9H-2-A | SHLF9535021

Feature	Thick	Core-face orientation		2nd app. orientation		Core orientation		Summary:	Observer:	Date:
		AZIM	DIP/PLG	AZIM	DIP/PLG	AZIM	DIP/PLG			
<div style="display: flex; justify-content: space-between;"> <div style="width: 10%;"> <p>CM Scale</p> <p>0</p> <p>2</p> <p>4</p> <p>6</p> <p>8</p> <p>10</p> <p>12</p> <p>14</p> <p>16</p> <p>18</p> <p>20</p> <p>22</p> <p>24</p> <p>26</p> <p>28</p> <p>30</p> <p>32</p> <p>34</p> <p>36</p> <p>38</p> <p>40</p> <p>42</p> <p>44</p> <p>46</p> <p>48</p> <p>50</p> <p>52</p> <p>54</p> <p>56</p> <p>58</p> <p>60</p> <p>62</p> <p>64</p> <p>66</p> <p>68</p> <p>70</p> <p>72</p> <p>74</p> <p>76</p> <p>78</p> <p>80</p> <p>82</p> <p>84</p> <p>86</p> <p>88</p> <p>90</p> <p>92</p> <p>94</p> <p>96</p> <p>98</p> <p>100</p> <p>102</p> <p>104</p> <p>106</p> <p>108</p> <p>110</p> <p>112</p> <p>114</p> <p>116</p> <p>118</p> <p>120</p> <p>122</p> <p>124</p> <p>126</p> <p>128</p> <p>130</p> <p>132</p> <p>134</p> <p>136</p> <p>138</p> <p>140</p> <p>142</p> <p>144</p> <p>146</p> <p>148</p> <p>150</p> <p>152</p> </div> <div style="width: 90%; text-align: center;"> <p>62-63, bedding, (270, 3; W4, 6)</p> </div> </div>										

Expedition 375 - Hikurangi

375-U1520D-9H-CC-A | SHLF9535141

Feature	Thick	Core-face orientation		2nd app. orientation		Core orientation		Summary:	Observer:	Date:
		AZIM	DIP/PLG	AZIM	DIP/PLG	AZIM	DIP/PLG			
Comments/Sketches										

CM Scale

0

2

4

6

8

10

12

14

16

18

20

22

24

26

28

30

32

34

36

38

40

42

44

46

48

50

52

54

56

58

60

62

64

66

68

70

72

74

76

78

80

82

84

86

88

90

92

94

96

98

100

102

104

106

108

110

112

114

116

118

120

122

124

126

128

130

132

134

136

138

140

142

144

146

148

150

152



Expedition 375 - Hikurangi

375-U1520D-10H-1-A | SHLF9535761

Feature	Thick	Core-face orientation		2nd app. orientation		Core orientation		Summary:	Observer:	Date:
		AZIM	DIP/PLG	AZIM	DIP/PLG	AZIM	DIP/PLG			
								51-52, bedding, (090,8 ; 000,0)		

CM Scale

- 0
- 2
- 4
- 6
- 8
- 10
- 12
- 14
- 16
- 18
- 20
- 22
- 24
- 26
- 28
- 30
- 32
- 34
- 36
- 38
- 40
- 42
- 44
- 46
- 48
- 50
- 52
- 54
- 56
- 58
- 60
- 62
- 64
- 66
- 68
- 70
- 72
- 74
- 76
- 78
- 80
- 82
- 84
- 86
- 88
- 90
- 92
- 94
- 96
- 98
- 100
- 102
- 104
- 106
- 108
- 110
- 112
- 114
- 116
- 118
- 120
- 122
- 124
- 126
- 128
- 130
- 132
- 134
- 136
- 138
- 140
- 142
- 144
- 146
- 148
- 150
- 152



Expedition 375 - Hikurangi

375-U1520D-10H-2-A | SHLF9535791

Feature	Thick	Core-face orientation		2nd app. orientation		Core orientation		Summary:	Observer:	Date:
		AZIM	DIP/PLG	AZIM	DIP/PLG	AZIM	DIP/PLG			
Comments/Sketches										

CM Scale

-0

-2

-4

-6

-8

-10

-12

-14

-16

-18

-20

-22

-24

-26

-28

-30

-32

-34

-36

-38

-40

-42

-44

-46

-48

-50

-52

-54

-56

-58

-60

-62

-64

-66

-68

-70

-72

-74

-76

-78

-80

-82

-84

-86

-88

-90

-92

-94

-96

-98

-100

-102

-104

-106

-108

-110

-112

-114

-116

-118

-120

-122

-124

-126

-128

-130

-132

-134

-136

-138

-140

-142

-144

-146

-148

-150

-152

CM Scale	Feature	Thick	Core-face orientation		2nd app. orientation		Core orientation		Summary:	Observer:	Date:
			AZIM	DIP/PLG	AZIM	DIP/PLG	AZIM	DIP/PLG			
0											
-2											
-4											
-6											
-8											
-10											
-12											
-14											
-16											
-18											
-20											
-22											
-24											
-26											
-28											
-30											
-32											
-34											
-36											
-38											
-40											
-42											
-44											
-46											
-48											
-50											
-52											
-54											
-56											
-58											
-60											
-62											
-64											
-66											
-68											
-70											
-72											
-74											
-76											
-78											
-80											
-82											
-84											
-86											
-88											
-90											
-92											
-94											
-96											
-98											
-100											
-102											
-104											
-106											
-108											
-110											
-112											
-114											
-116											
-118											
-120											
-122											
-124											
-126											
-128											
-130											
-132											
-134											
-136											
-138											
-140											
-142											
-144											
-146											
-148											
-150											
-152											

78-79, bedding, (270, 1); (270, 6)

105, bedding, (090, 8); (012)




Expedition 375 - Hikurangi

375-U1520D-10H-4-A | SHLF9535851

Feature	Thick	Core-face orientation		2nd app. orientation		Core orientation		Summary:	Observer:	Date:
		AZIM	DIP/PLG	AZIM	DIP/PLG	AZIM	DIP/PLG			
Comments/Sketches										

CM Scale



Expedition 375 - Hikurangi

375-U1520D-11H-2-A | SHLF9536621

CM Scale	Feature	Thick	Core-face orientation		2nd app. orientation		Core orientation		Summary:	Observer:	Date:
			AZIM	DIP/PLG	AZIM	DIP/PLG	AZIM	DIP/PLG			
0											
2											
4											
6											
8											
10											
12											
14											
16											
18											
20											
22											
24											
26											
28											
30											
32											
34											
36											
38											
40											
42											
44											
46											
48	-bed		270	3	180	21			sharp		
50											
52											
54											
56											
58											
60											
62											
64											
66											
68											
70											
72											
74											
76											
78											
80											
82											
84											
86											
88											
90											
92											
94											
96											
98											
100											
102											
104	bed		090	2	160	4			Sharp		
106											
108											
110											
112											
114											
116											
118											
120											
122											
124											
126											
128											
130											
132											
134											
136											
138											
140											
142											
144											
146											
148											
150											
152											

Slightly arching beds.




Expedition 375 - Hikurangi

375-U1520D-11H-3-A | SHLF9536651

CM Scale	Feature	Thick	Core-face orientation		2nd app. orientation		Core orientation		Summary:	Observer:	Date:
			AZIM	DIP/PLG	AZIM	DIP/PLG	AZIM	DIP/PLG			
0											
2											
4											
6											
8											
10											
12											
14											
16											
18											
20											
22											
24											
26											
28											
30											
32											
34											
36	bed		090	2	180	4					
38											
40											
42											
44											
46											
48											
50											
52											
54											
56											
58											
60											
62											
64											
66											
68											
70											
72											
74											
76											
78											
80											
82											
84											
86											
88											
90											
92											
94											
96											
98											
100											
102											
104											
106											
108											
110											
112											
114											
116											
118											
120											
122											
124											
126											
128											
130											
132											
134											
136											
138											
140											
142											
144											
146											
148											
150											
152											

Sharp, base of sand

DD: upward arching,
slight



Expedition 375 - Hikurangi

375-U1520D-11H-4-A | SHLF9536681

CM Scale	Feature	Thick	Core-face orientation		2nd app. orientation		Core orientation		Summary:	Observer:	Date:
			AZIM	DIP/PLG	AZIM	DIP/PLG	AZIM	DIP/PLG			
0											
-2											
-4											
-6											
-8											
-10											
-12											
-14											
-16											
-18											
-20											
-22											
-24											
-26											
-28											
-30											
-32											
-34											
-36											
-38											
-40											
-42											
-44											
-46											
-48											
-50											
-52											
-54											
-56											
-58											
-60											
-62											
-64	bed		090	2	000	6					Sharp, base of sand.
-66											
-68											
-70											
-72											
-74											
-76											
-78											
-80											
-82											
-84											
-86											
-88											
-90											
-92											
-94											
-96											
-98											
-100											
-102											
-104											
-106	bed		090	3	000	10					Sharp
-108											
-110											
-112											
-114											
-116											
-118											
-120											
-122											
-124											
-126											
-128											
-130											
-132											
-134											
-136											
-138											
-140											
-142											
-144											
-146											
-148											
-150											
-152											

CM Scale



DD: upward arching
slight

Expedition 375 - Hikurangi


375-U1520D-11H-6-A | SHLF9536741

CM Scale	Feature	Thick	Core-face orientation		2nd app. orientation		Core orientation		Summary:	Observer:	Date:
			AZIM	DIP/PLG	AZIM	DIP/PLG	AZIM	DIP/PLG			
	bed		270	2	000	14				HS & AF	26/14
	bed		270	6	000	5					

Sharp

Sharp

DD: upward arching
slight



Expedition 375 - Hikurangi

375-U1520D-12H-1-A | SHLF9537451

CM Scale	Feature	Thick	Core-face orientation		2nd app. orientation		Core orientation		Summary:	Observer:	Date:
			AZIM	DIP/PLG	AZIM	DIP/PLG	AZIM	DIP/PLG			
0											
2											
4											
6											
8											
10											
12											
14											
16											
18											
20											
22											
24											
26											
28											
30											
32											
34											
36											
38											
40											
42											
44											
46											
48											
50											
52											
54	bed		090	2	000	3			sharp		
56											
58											
60											
62											
64											
66											
68											
70											
72											
74											
76											
78											
80											
82											
84											
86											
88	bed		090	1	180	4			sharp		
90											
92											
94											
96											
98											
100											
102											
104											
106											
108											
110											
112											
114											
116											
118											
120											
122											
124											
126											
128											
130											
132											
134											
136											
138											
140											
142											
144											
146											
148											
150											
152											

DDI sharp side

TOP

Expedition 375 - Hikurangi

375-U1520D-12H-3-A | SHLF9537511

CM Scale	Feature	Thick	Core-face orientation		2nd app. orientation		Core orientation		Summary:	Observer:	Date:
			AZIM	DIP/PLG	AZIM	DIP/PLG	AZIM	DIP/PLG			
0											
2											
4											
6											
8											
10											
12											
14											
16											
18											
20											
22											
24											
26											
28											
30											
32											
34											
36											
38											
40											
42											
44											
46											
48											
50											
52											
54											
56											
58			090	2	000	1					
60											
62											
64											
66											
68											
70											
72											
74											
76											
78											
80											
82											
84											
86											
88											
90											
92											
94											
96											
98											
100											
102											
104											
106											
108											
110											
112											
114											
116											
118											
120											
122											
124											
126											
128											
130											
132											
134											
136											
138											
140											
142											
144											
146											
148											
150											
152											



sharp


20° slight arc wing
upward arc wing

Expedition 375 - Hikurangi

375-U1520D-12H-4-A | SHLF9537541

Feature	Thick	Core-face orientation		2nd app. orientation		Core orientation		Summary:	Observer:	Date:
		AZIM	DIP/PLG	AZIM	DIP/PLG	AZIM	DIP/PLG			
									H.S. \$AF	26/14
No structure										

CM Scale




DD: slight upward
arching
- slight fracture

Expedition 375 - Hikurangi

375-U1520D-12H-5-A | SHLF9537571

CM Scale	Feature	Thick	Core-face orientation		2nd app. orientation		Core orientation		Summary:	Observer:	Date:
			AZIM	DIP/PLG	AZIM	DIP/PLG	AZIM	DIP/PLG			
-0											
-2											
-4											
-6											
-8											
-10											
-12											
-14											
-16											
-18											
-20											
-22											
-24											
-26											
-28											
-30											
-32											
-34											
-36											
-38											
-40											
-42											
-44											
-46											
-48											
-50											
-52											
-54											
-56											
-58											
-60											
-62											
-64											
-66											
-68											
-70											
-72											
-74											
-76											
-78											
-80											
-82											
-84											
-86											
-88											
-90											
-92											
-94											
-96											
-98											
-100											
-102											
-104											
-106											
-108											
-110											
-112											
-114											
-116											
-118											
-120											
-122											
-124											
-126											
-128											
-130											
-132											
-134											
-136											
-138											
-140											
-142											
-144											
-146											
-148											
-150											
-152											



72
 No struct we
 sample
 ↓

Expedition 375 - Hikurangi

375-U1520D-13H-1-A | SHLF9538391

CM Scale	Feature	Thick	Core-face orientation		2nd app. orientation		Core orientation		Summary:	Observer:	Date:
			AZIM	DIP/PLG	AZIM	DIP/PLG	AZIM	DIP/PLG			
0											
2											
4											
6											
8											
10											
12											
14											
16											
18											
20											
22											
24											
26											
28											
30											
32											
34											
36	bed		090	4	180	10					
38											
40											
42											
44											
46											
48											
50											
52											
54											
56											
58											
60											
62											
64											
66											
68											
70											
72											
74											
76											
78											
80											
82											
84											
86											
88											
90											
92											
94											
96											
98											
100											
102											
104											
106											
108											
110											
112											
114											
116											
118											
120											
122											
124											
126											
128											
130											
132											
134											
136											
138											
140											
142											
144											
146											
148											
150											
152											


Sharp



Expedition 375 - Hikurangi

375-U1520D-13H-2-A | SHLF9538421

CM Scale	Feature	Thick	Core-face orientation		2nd app. orientation		Core orientation		Summary:	Observer:	Date:
			AZIM	DIP/PLG	AZIM	DIP/PLG	AZIM	DIP/PLG			
0											
2											
4											
6											
8											
10											
12											
14											
16											
18											
20											
22											
24	bed		090	4	180	3					sharp
26											
28											
30											
32											
34											
36											
38											
40											
42											
44											
46											
48											
50											
52											
54											
56											
58											
60											
62											
64											
66											
68											
70											
72											
74											
76											
78											
80											
82											
84											
86	bed		090	4	180	8					sharp
88											
90											
92											
94											
96											
98											
100											
102											
104											
106											
108											
110											
112											
114											
116											
118											
120											
122											
124											
126											
128											
130											
132											
134											
136											
138											
140											
142											
144											
146											
148											
150											
152											



Expedition 375 - Hikurangi

375-U1520D-13H-3-A | SHLF9538451

CM Scale	Feature	Thick	Core-face orientation		2nd app. orientation		Core orientation		Summary:	Observer:	Date:
			AZIM	DIP/PLG	AZIM	DIP/PLG	AZIM	DIP/PLG			
0											
2											
4											
6											
8											
10											
12											
14											
16											
18											
20											
22											
24	bed		090	4	180	9					
26											
28											
30											
32											
34											
36											
38											
40											
42											
44											
46											
48											
50											
52											
54											
56											
58											
60											
62											
64											
66											
68											
70											
72											
74											
76											
78											
80											
82											
84											
86											
88											
90											
92											
94											
96											
98											
100											
102											
104											
106											
108	bed		270	5	000	9					
110											
112											
114											
116											
118											
120											
122											
124											
126											
128											
130											
132											
134											
136											
138											
140											
142											
144											
146											
148											
150											
152											

Irregular

Sharp



Expedition 375 - Hikurangi


375-U1520D-13H-4-A | SHLF9538481

CM Scale	Feature	Thick	Core-face orientation		2nd app. orientation		Core orientation		Summary:	Observer:	Date:
			AZIM	DIP/PLG	AZIM	DIP/PLG	AZIM	DIP/PLG			
0											
2											
4											
6											
8											
10											
12											
14											
16											
18											
20											
22											
24											
26											
28											
30											
32											
34											
36											
38	bed		270	6	180	2					Sharif
40											
42											
44											
46											
48											
50											
52											
54											
56											
58											
60											
62											
64											
66											
68											
70											
72											
74											
76											
78											
80											
82											
84											
86											
88											
90											
92											
94											
96											
98											
100											
102											
104											
106											
108											
110											
112											
114											
116											
118											
120			270	8	000	11					Irregular
122											
124											
126											
128											
130											
132											
134											
136											
138											
140											
142											
144											
146											
148											
150											
152											



CM Scale	Feature	Thick	Core-face orientation		2nd app. orientation		Core orientation		Summary:	Observer:	Date:
			AZIM	DIP/PLG	AZIM	DIP/PLG	AZIM	DIP/PLG			
0											
2											
4											
6											
8											
10											
12											
14											
16											
18											
20											
22											
24											
26											
28											
30											
32											
34											
36											
38											
40											
42											
44											
46	bed		270	8	180	12					irregular
48											
50											
52											
54											
56											
58											
60											
62											
64											
66											
68											
70											
72											
74											
76											
78											
80											
82											
84											
86											
88											
90											
92											
94											
96											
98											
100											
102											
104											
106											
108	bed		270	2	140	2					irregular
110											
112											
114											
116											
118											
120											
122											
124											
126											
128											
130											
132											
134											
136											
138											
140											
142											
144											
146											
148											
150											
152											

CM Scale



Expedition 375 - Hikurangi

375-U1520D-13H-6-A | SHLF9538541

CM Scale	Feature	Thick	Core-face orientation		2nd app. orientation		Core orientation		Summary:	Observer:	Date:
			AZIM	DIP/PLG	AZIM	DIP/PLG	AZIM	DIP/PLG			
0											
2											
4											
6											
8											
10											
12											
14											
16											
18											
20											
22											
24											
26											
28											
30											
32											
34											
36											
38											
40											
42	bed		270	6	180	8					
44											
46											
48											
50											
52											
54											
56											
58											
60											
62											
64											
66											
68											
70											
72											
74											
76	bed		270	4	180	5					
78											
80											
82											
84											
86											
88											
90											
92											
94											
96											
98											
100											
102											
104											
106											
108											
110											
112											
114											
116											
118											
120											
122											
124											
126											
128											
130											
132											
134											
136											
138											
140											
142											
144											
146											
148											
150											
152											



Irregular

Irregular

Expedition 375 - Hikurangi

375-U1520D-13H-7-A | SHLF9538571

Feature	Thick	Core-face orientation		2nd app. orientation		Core orientation		Summary:	Observer:	Date:
		AZIM	DIP/PLG	AZIM	DIP/PLG	AZIM	DIP/PLG			
bed		090	3	000	7				AP & HS	26/4
bed		270	17	180	4					

CM Scale

- 0
- 2
- 4
- 6
- 8
- 10
- 12
- 14
- 16
- 18
- 20
- 22
- 24
- 26
- 28
- 30
- 32
- 34
- 36
- 38
- 40
- 42
- 44
- 46
- 48
- 50
- 52
- 54
- 56
- 58
- 60
- 62
- 64
- 66
- 68
- 70
- 72
- 74
- 76
- 78
- 80
- 82
- 84
- 86
- 88
- 90
- 92
- 94
- 96
- 98
- 100
- 102
- 104
- 106
- 108
- 110
- 112
- 114
- 116
- 118
- 120
- 122
- 124
- 126
- 128
- 130
- 132
- 134
- 136
- 138
- 140
- 142
- 144
- 146
- 148
- 150
- 152

DD: slight upward arching.

Expedition 375 - Hikurangi

375-U1520D-14H-2-A | SHLF9538791

CM Scale	Feature	Thick	Core-face orientation		2nd app. orientation		Core orientation		Summary:	Observer:	Date:
			AZIM	DIP/PLG	AZIM	DIP/PLG	AZIM	DIP/PLG			
0											
2											
4											
6											
8											
10											
12											
14											
16											
18											
20											
22											
24											
26											
28											
30	bed		270	2	180	12			Sharp		4/26/18
32											
34											
36											
38											
40											
42											
44											
46											
48											
50											
52											
54											
56											
58											
60											
62											
64											
66											
68	bed		270	4	180	7			Sharp		
70											
72											
74											
76											
78											
80											
82											
84											
86											
88											
90											
92											
94											
96											
98											
100											
102											
104											
106											
108											
110											
112											
114											
116											
118											
120											
122											
124											
126											
128											
130											
132											
134											
136											
138											
140											
142											
144											
146											
148											
150											
152											

Slight upward arching

CM Scale	Feature	Thick	Core-face orientation		2nd app. orientation		Core orientation		Summary:	Observer:	Date:
			AZIM	DIP/PLG	AZIM	DIP/PLG	AZIM	DIP/PLG			
0											
-2											
-4											
-6											
-8											
-10											
-12											
-14											
-16											
-18											
-20											
-22											
-24											
-26											
-28											
-30											
-32											
-34											
-36											
-38											
-40											
-42											
-44											
-46											
-48											
-50											
-52											
-54											
-56											
-58											
-60											
-62											
-64											
-66											
-68											
-70											
-72											
-74											
-76											
-78											
-80											
-82											
-84											
-86											
-88											
-90											
-92											
-94											
-96											
-98											
-100											
-102											
-104											
-106											
-108											
-110											
-112											
-114											
-116											
-118											
-120											
-122											
-124											
-126											
-128											
-130											
-132											
-134											
-136											
-138											
-140											
-142											
-144											
-146											
-148											
-150											
-152											



Sharp

bed 270 2 180 4

Slight
upward arching

CM Scale	Feature	Thick	Core-face orientation		2nd app. orientation		Core orientation		Summary:	Observer:	Date:
			AZIM	DIP/PLG	AZIM	DIP/PLG	AZIM	DIP/PLG			
0											
-2											
-4											
-6											
-8											
-10											
-12											
-14											
-16											
-18											
-20											
-22											
-24											
-26											
-28											
-30											
-32											
-34											
-36											
-38											
-40											
-42											
-44											
-46											
-48											
-50	bed										
-52											
-54											
-56											
-58											
-60											
-62											
-64											
-66											
-68											
-70											
-72											
-74											
-76											
-78											
-80											
-82											
-84											
-86											
-88											
-90											
-92											
-94											
-96											
-98											
-100											
-102											
-104											
-106											
-108											
-110											
-112											
-114											
-116											
-118											
-120											
-122											
-124											
-126											
-128											
-130											
-132											
-134											
-136											
-138											
-140											
-142											
-144											
-146											
-148											
-150											
-152											

Sharp

bed 90 ~ 000 11

Slight upward arching

Feature	Thick	Core-face orientation		2nd app. orientation		Core orientation		Summary:	Observer:	Date:
		AZIM	DIP/PLG	AZIM	DIP/PLG	AZIM	DIP/PLG			
				270	6	000	9		HS & AF	26/14
								irregular		

CM Scale

0
-2
-4
-6
-8
-10
-12
-14
-16
-18
-20
-22
-24
-26
-28
-30
-32
-34
-36
-38
-40
-42
-44
-46
-48
-50
-52
-54
-56
-58
-60
-62
-64
-66
-68
-70
-72
-74
-76
-78
-80
-82
-84
-86
-88
-90
-92
-94
-96
-98
-100
-102
-104
-106
-108
-110
-112
-114
-116
-118
-120
-122
-124
-126
-128
-130
-132
-134
-136
-138
-140
-142
-144
-146
-148
-150
-152

slight
upward arching

Expedition 375 - Hikurangi

375-U1520D-14H-7-A | SHLF9538941

Feature	Thick	Core-face orientation		2nd app. orientation		Core orientation		Summary:	Observer:	Date:
		AZIM	DIP/PLG	AZIM	DIP/PLG	AZIM	DIP/PLG			
									HS & AF	26/6

CM Scale

- 0
- 2
- 4
- 6
- 8
- 10
- 12
- 14
- 16
- 18
- 20
- 22
- 24
- 26
- 28
- 30
- 32
- 34
- 36
- 38
- 40
- 42
- 44
- 46
- 48
- 50
- 52
- 54
- 56
- 58
- 60
- 62
- 64
- 66
- 68
- 70
- 72
- 74
- 76
- 78
- 80
- 82
- 84
- 86
- 88
- 90
- 92
- 94
- 96
- 98
- 100
- 102
- 104
- 106
- 108
- 110
- 112
- 114
- 116
- 118
- 120
- 122
- 124
- 126
- 128
- 130
- 132
- 134
- 136
- 138
- 140
- 142
- 144
- 146
- 148
- 150
- 152



no strike area
to confidence
measure

Moderate upward
arching.
'smeared'?

Expedition 375 - Hikurangi


375-U1520D-15H-2-A | SHLF9540051

Feature	Thick	Core-face orientation		2nd app. orientation		Core orientation		Summary:	Observer:	Date:
		AZIM	DIP/PLG	AZIM	DIP/PLG	AZIM	DIP/PLG			
									ASA AF	4/26/18
- bed		090	Z	000	Z					

Designid.

DD⁰ / spaced slight

CM Scale



Expedition 375 - Hikurangi

375-U1520D-16H-4-A | SHLF9540791

CM Scale	Feature	Thick	Core-face orientation		2nd app. orientation		Core orientation		Summary:	Observer:	Date:
			AZIM	DIP/PLG	AZIM	DIP/PLG	AZIM	DIP/PLG			
-0											
-2											
-4											
-6											
-8											
-10											
-12											
-14											
-16											
-18											
-20											
-22											
-24											
-26											
-28											
-30											
-32											
-34											
-36											
-38											
-40											
-42											
-44											
-46											
-48											
-50											
-52											
-54											
-56											
-58											
-60											
-62											
-64											
-66	bed		090	9		180	7				
-68											
-70											
-72											
-74											
-76											
-78											
-80											
-82											
-84											
-86											
-88											
-90											
-92											
-94											
-96											
-98											
-100											
-102											
-104											
-106											
-108											
-110											
-112											
-114											
-116											
-118											
-120											
-122											
-124											
-126											
-128											
-130											
-132											
-134											
-136											
-138											
-140											
-142											
-144											
-146											
-148											
-150											
-152											

Sharp

Slight upward

arching

CM Scale	Feature	Thick	Core-face orientation		2nd app. orientation		Core orientation		Summary	Observer:	Date:
			AZIM	DIP/PLG	AZIM	DIP/PLG	AZIM	DIP/PLG			
0											
-2										HS + AF	4/26/18
-4											
-6											
-8											
-10											
-12											
-14											
-16											
-18											
-20											
-22											
-24											
-26											
-28											
-30											
-32											
-34											
-36											
-38											
-40											
-42											
-44											
-46											
-48											
-50											
-52											
-54											
-56											
-58											
-60											
-62											
-64											
-66											
-68											
-70											
-72											
-74	bed	090	3		180	7			Gradual, irregular		
-76											
-78											
-80											
-82											
-84											
-86											
-88											
-90											
-92											
-94											
-96											
-98											
-100											
-102											
-104											
-106											
-108											
-110											
-112											
-114											
-116											
-118											
-120											
-122											
-124											
-126											
-128											
-130											
-132											
-134											
-136											
-138											
-140											
-142											
-144											
-146											
-148											
-150											
-152											

DP⁹⁰
 slightly arched beds

Expedition 375 - Hikurangi

375-U1520D-17H-2-A | SHLF9541231

CM Scale	Feature	Thick	Core-face orientation		2nd app. orientation		Core orientation		Summary:	Observer:	Date:
			AZIM	DIP/PLG	AZIM	DIP/PLG	AZIM	DIP/PLG			
0											
-2											
-4											
-6											
-8											
-10											
-12											
-14											
-16											
-18											
-20	bed		270	7	180	3					Irregular
-22											
-24											
-26											
-28											
-30											
-32											
-34											
-36											
-38											
-40											
-42											
-44											
-46											
-48											
-50											
-52											
-54											
-56											
-58											
-60											
-62											
-64											
-66											
-68											
-70											
-72											
-74											
-76											
-78											
-80											
-82											
-84											
-86											
-88											
-90	bed		270	7	180	16					(Sharp) irregular
-92											
-94											
-96											
-98											
-100											
-102											
-104											
-106											
-108											
-110											
-112											
-114											
-116											
-118											
-120											
-122											
-124											
-126											
-128											
-130											
-132											
-134											
-136											
-138											
-140											
-142											
-144											
-146											
-148											
-150											
-152											

DD: Slight upward arching.

Expedition 375 - Hikurangi

375-U1520D-17H-3-A | SHLF9541261

Feature	Thick	Core-face orientation		2nd app. orientation		Core orientation		Summary:	Observer:	Date:
		AZIM	DIP/PLG	AZIM	DIP/PLG	AZIM	DIP/PLG			
									HS & AF	26/4

CM Scale

- 0
- 2
- 4
- 6
- 8
- 10
- 12
- 14
- 16
- 18
- 20
- 22
- 24
- 26
- 28
- 30
- 32
- 34
- 36
- 38
- 40
- 42
- 44
- 46
- 48
- 50
- 52
- 54
- 56
- 58
- 60
- 62
- 64
- 66
- 68
- 70
- 72
- 74
- 76
- 78
- 80
- 82
- 84
- 86
- 88
- 90
- 92
- 94
- 96
- 98
- 100
- 102
- 104
- 106
- 108
- 110
- 112
- 114
- 116
- 118
- 120
- 122
- 124
- 126
- 128
- 130
- 132
- 134
- 136
- 138
- 140
- 142
- 144
- 146
- 148
- 150
- 152

bed 4 160 9 Sharp



Expedition 375 - Hikurangi

375-U1520D-17H-4-A | SHLF9541291

CM Scale	Feature	Thick	Core-face orientation		2nd app. orientation		Core orientation		Summary:	Observer:	Date:
			AZIM	DIP/PLG	AZIM	DIP/PLG	AZIM	DIP/PLG			
0											
2											
4											
6											
8											
10											
12											
14											
16											
18											
20											
22											
24											
26											
28											
30											
32											
34											
36											
38											
40											
42											
44											
46											
48											
50	bed		270 13		180 9				Sharp		
52											
54											
56											
58											
60											
62											
64											
66											
68											
70	bed		270 10		180 1				Irregular		
72											
74											
76											
78											
80											
82											
84											
86											
88											
90											
92											
94											
96											
98											
100											
102											
104											
106											
108											
110											
112											
114											
116											
118											
120											
122											
124											
126											
128											
130											
132											
134											
136											
138											
140											
142											
144											
146											
148											
150											
152											

DD: Upward arching
slight




CM Scale	Feature	Thick	Core-face orientation		2nd app. orientation		Core orientation		Summary:	Observer:	Date:
			AZIM	DIP/PLG	AZIM	DIP/PLG	AZIM	DIP/PLG			
0											
2											
4											
6											
8											
10											
12											
14											
16											
18											
20											
22											
24											
26											
28											
30											
32											
34											
36											
38											
40											
42	bed		270	10	180	3					
44											
46											
48											
50											
52											
54											
56											
58											
60											
62											
64											
66											
68											
70											
72											
74											
76											
78											
80											
82											
84											
86											
88											
90											
92											
94											
96											
98											
100											
102											
104											
106											
108											
110											
112											
114											
116											
118											
120											
122											
124											
126											
128											
130											
132											
134											
136											
138											
140											
142											
144											
146											
148											
150											
152											

Sharp.



CM Scale



Feature	Thick	Core-face orientation		2nd app. orientation		Core orientation		Summary:	Observer: J.M. M.W.	Date: 27/4/2018
		AZIM	DIP/PLG	AZIM	DIP/PLG	AZIM	DIP/PLG			
										66-69, bedding, (270, 28; 180, 7) ✓
										127-128, bedding, (270, 14; 000, 6) ✓

Expedition 375 - Hikurangi

375-U1520D-18H-2-A | SHLF9542001

Feature	Thick	Core-face orientation		2nd app. orientation		Core orientation		Summary:	Observer:	Date:
		AZIM	DIP/PLG	AZIM	DIP/PLG	AZIM	DIP/PLG			

CM Scale


- 0
- 2
- 4
- 6
- 8
- 10
- 12
- 14
- 16
- 18
- 20
- 22
- 24
- 26
- 28
- 30
- 32
- 34
- 36
- 38
- 40
- 42
- 44
- 46
- 48
- 50
- 52
- 54
- 56
- 58
- 60
- 62
- 64
- 66
- 68
- 70
- 72
- 74
- 76
- 78
- 80
- 82
- 84
- 86
- 88
- 90
- 92
- 94
- 96
- 98
- 100
- 102
- 104
- 106
- 108
- 110
- 112
- 114
- 116
- 118
- 120
- 122
- 124
- 126
- 128
- 130
- 132
- 134
- 136
- 138
- 140
- 142
- 144
- 146
- 148
- 150
- 152



Sharp bedding, (>70, 1) cov, 14) ✓

Feature	Thick	Core-face orientation		2nd app. orientation		Core orientation		Summary:	Observer:	Date:
		AZIM	DIP/PLG	AZIM	DIP/PLG	AZIM	DIP/PLG			
								47-48, bedding, (090, 0) 000, 67 ✓		

CM Scale



Feature	Thick	Core-face orientation		2nd app. orientation		Core orientation		Summary:	Observer:	Date:
		AZIM	DIP/PLG	AZIM	DIP/PLG	AZIM	DIP/PLG			
Comments/Sketches										
<p style="text-align: center;">Sharp bedding, (09, 0; 000, 7) ✓ 107-108,</p>										

CM Scale



Feature	Thick	Core-face orientation		2nd app. orientation		Core orientation		Summary:	Observer:	Date:
		AZIM	DIP/PLG	AZIM	DIP/PLG	AZIM	DIP/PLG			

105-106, bedding, (270,2 ; 000,0)

CM Scale

0
-2
-4
-6
-8
-10
-12
-14
-16
-18
-20
-22
-24
-26
-28
-30
-32
-34
-36
-38
-40
-42
-44
-46
-48
-50
-52
-54
-56
-58
-60
-62
-64
-66
-68
-70
-72
-74
-76
-78
-80
-82
-84
-86
-88
-90
-92
-94
-96
-98
-100
-102
-104
-106
-108
-110
-112
-114
-116
-118
-120
-122
-124
-126
-128
-130
-132
-134
-136
-138
-140
-142
-144
-146
-148
-150
-152

Feature	Thick	Core-face orientation		2nd app. orientation		Core orientation		Summary:	Observer:	Date:
		AZIM	DIP/PLG	AZIM	DIP/PLG	AZIM	DIP/PLG			

CM Scale

- 0
- 2
- 4
- 6
- 8
- 10
- 12
- 14
- 16
- 18
- 20
- 22
- 24
- 26
- 28
- 30
- 32
- 34
- 36
- 38
- 40
- 42
- 44
- 46
- 48
- 50
- 52
- 54
- 56
- 58
- 60
- 62
- 64
- 66
- 68
- 70
- 72
- 74
- 76
- 78
- 80
- 82
- 84
- 86
- 88
- 90
- 92
- 94
- 96
- 98
- 100
- 102
- 104
- 106
- 108
- 110
- 112
- 114
- 116
- 118
- 120
- 122
- 124
- 126
- 128
- 130
- 132
- 134
- 136
- 138
- 140
- 142
- 144
- 146
- 148
- 150
- 152



Expedition 375 - Hikurangi

375-U1520D-18H-7-A | SHLF9542151

Feature	Thick	Core-face orientation		2nd app. orientation		Core orientation		Summary:	Observer:	Date:
		AZIM	DIP/PLG	AZIM	DIP/PLG	AZIM	DIP/PLG			

CM Scale

- 0
- 2
- 4
- 6
- 8
- 10
- 12
- 14
- 16
- 18
- 20
- 22
- 24
- 26
- 28
- 30
- 32
- 34
- 36
- 38
- 40
- 42
- 44
- 46
- 48
- 50
- 52
- 54
- 56
- 58
- 60
- 62
- 64
- 66
- 68
- 70
- 72
- 74
- 76
- 78
- 80
- 82
- 84
- 86
- 88
- 90
- 92
- 94
- 96
- 98
- 100
- 102
- 104
- 106
- 108
- 110
- 112
- 114
- 116
- 118
- 120
- 122
- 124
- 126
- 128
- 130
- 132
- 134
- 136
- 138
- 140
- 142
- 144
- 146
- 148
- 150
- 152



mid core flowing.

Feature	Thick	Core-face orientation		2nd app. orientation		Core orientation		Summary:	Observer:	Date:
		AZIM	DIP/PLG	AZIM	DIP/PLG	AZIM	DIP/PLG			
								30, bedding		
								41-42, bedding, (270, 6; 000, 15)		
								78-79, bedding, (270, 15; 180, 2)		

CM Scale

- 0
- 2
- 4
- 6
- 8
- 10
- 12
- 14
- 16
- 18
- 20
- 22
- 24
- 26
- 28
- 30
- 32
- 34
- 36
- 38
- 40
- 42
- 44
- 46
- 48
- 50
- 52
- 54
- 56
- 58
- 60
- 62
- 64
- 66
- 68
- 70
- 72
- 74
- 76
- 78
- 80
- 82
- 84
- 86
- 88
- 90
- 92
- 94
- 96
- 98
- 100
- 102
- 104
- 106
- 108
- 110
- 112
- 114
- 116
- 118
- 120
- 122
- 124
- 126
- 128
- 130
- 132
- 134
- 136
- 138
- 140
- 142
- 144
- 146
- 148
- 150
- 152



Expedition 375 - Hikurangi

375-U1520D-19F-2-A | SHLF9543461

Feature	Thick	Core-face orientation		2nd app. orientation		Core orientation		Summary:	Observer:	Date:
		AZIM	DIP/PLG	AZIM	DIP/PLG	AZIM	DIP/PLG			
								27-28, bedding, (270, 8; 10, 5)		



Expedition 375 - Hikurangi

375-U1520D-19F-3-A | SHLF9543491

Feature	Thick	Core-face orientation		2nd app. orientation		Core orientation		Summary:	Observer:	Date:
		AZIM	DIP/PLG	AZIM	DIP/PLG	AZIM	DIP/PLG			
								44-45, bedding, (270, 17; 180, 2)		
								57-58, bedding, (270, 12; 000, 11)		
								56-60, fault, (270, 85; 000, 6) ^{own} orientation possible, low confidence ^{low confidence}		


CM Scale

- 0
- 2
- 4
- 6
- 8
- 10
- 12
- 14
- 16
- 18
- 20
- 22
- 24
- 26
- 28
- 30
- 32
- 34
- 36
- 38
- 40
- 42
- 44
- 46
- 48
- 50
- 52
- 54
- 56
- 58
- 60
- 62
- 64
- 66
- 68
- 70
- 72
- 74
- 76
- 78
- 80
- 82
- 84
- 86
- 88
- 90
- 92
- 94
- 96
- 98
- 100
- 102
- 104
- 106
- 108
- 110
- 112
- 114
- 116
- 118
- 120
- 122
- 124
- 126
- 128
- 130
- 132
- 134
- 136
- 138
- 140
- 142
- 144
- 146
- 148
- 150
- 152




Feature	Thick	Core-face orientation		2nd app. orientation		Core orientation		Summary:	Observer:	Date:
		AZIM	DIP/PLG	AZIM	DIP/PLG	AZIM	DIP/PLG			

CM Scale



CM Scale



Feature	Thick	Core-face orientation		2nd app. orientation		Core orientation		Summary:	Observer:	Date:
		AZIM	DIP/PLG	AZIM	DIP/PLG	AZIM	DIP/PLG			
								29-30, bedding, (270, 15; 000, 0)		

Feature	Thick	Core-face orientation		2nd app. orientation		Core orientation		Summary:	Observer:	Date:
		AZIM	DIP/PLG	AZIM	DIP/PLG	AZIM	DIP/PLG			

6-7: bedding, (270, 13; also)

CM Scale

- 0
- 2
- 4
- 6
- 8
- 10
- 12
- 14
- 16
- 18
- 20
- 22
- 24
- 26
- 28
- 30
- 32
- 34
- 36
- 38
- 40
- 42
- 44
- 46
- 48
- 50
- 52
- 54
- 56
- 58
- 60
- 62
- 64
- 66
- 68
- 70
- 72
- 74
- 76
- 78
- 80
- 82
- 84
- 86
- 88
- 90
- 92
- 94
- 96
- 98
- 100
- 102
- 104
- 106
- 108
- 110
- 112
- 114
- 116
- 118
- 120
- 122
- 124
- 126
- 128
- 130
- 132
- 134
- 136
- 138
- 140
- 142
- 144
- 146
- 148
- 150
- 152



Feature	Thick	Core-face orientation		2nd app. orientation		Core orientation		Summary:	Observer:	Date:	
		AZIM	DIP/PLG	AZIM	DIP/PLG	AZIM	DIP/PLG				

CM Scale

- 0
- 2
- 4
- 6
- 8
- 10
- 12
- 14
- 16
- 18
- 20
- 22
- 24
- 26
- 28
- 30
- 32
- 34
- 36
- 38
- 40
- 42
- 44
- 46
- 48
- 50
- 52
- 54
- 56
- 58
- 60
- 62
- 64
- 66
- 68
- 70
- 72
- 74
- 76
- 78
- 80
- 82
- 84
- 86
- 88
- 90
- 92
- 94
- 96
- 98
- 100
- 102
- 104
- 106
- 108
- 110
- 112
- 114
- 116
- 118
- 120
- 122
- 124
- 126
- 128
- 130
- 132
- 134
- 136
- 138
- 140
- 142
- 144
- 146
- 148
- 150
- 152



upward-arching.

Expedition 375 - Hikurangi

375-U1520D-21F-2-A | SHLF9544711

CM Scale	Feature	Thick	Core-face orientation		2nd app. orientation		Core orientation		Summary:	Observer:	Date:
			AZIM	DIP/PLG	AZIM	DIP/PLG	AZIM	DIP/PLG			
-0											
-2											
-4											
-6											
-8											
-10											
-12											
-14											
-16											
-18											
-20											
-22											
-24											
-26											
-28											
-30											
-32											
-34											
-36											
-38											
-40											
-42											
-44											
-46											
-48											
-50											
-52											
-54											
-56											
-58											
-60											
-62											
-64											
-66											
-68											
-70											
-72											
-74											
-76											
-78											
-80											
-82											
-84											
-86											
-88											
-90											
-92											
-94											
-96											
-98											
-100											
-102											
-104											
-106											
-108											
-110											
-112											
-114											
-116											
-118											
-120											
-122											
-124											
-126											
-128											
-130											
-132											
-134											
-136											
-138											
-140											
-142											
-144											
-146											
-148											
-150											
-152											

118-119, bedding, (270, 2; 000, 0)



CM Scale

0

2

4

6

8

10

12

14

16

18

20

22

24

26

28

30

32

34

36

38

40

42

44

46

48

50

52

54

56

58

60

62

64

66

68

70

72

74

76

78

80

82

84

86

88

90

92

94

96

98

100

102

104

106

108

110

112

114

116

118

120

122

124

126

128

130

132

134

136

138

140

142

144

146

148

150

152

Feature	Thick	Core-face orientation		2nd app. orientation		Core orientation		Summary:	Observer:	Date:
		AZIM	DIP/PLG	AZIM	DIP/PLG	AZIM	DIP/PLG			
								34-35, bedding, (270, 6) SW, (5)		

Feature	Thick	Core-face orientation		2nd app. orientation		Core orientation		Summary:	Observer:	Date:
		AZIM	DIP/PLG	AZIM	DIP/PLG	AZIM	DIP/PLG			
Comments/Sketches										
37-38, bedding, (370, 4, SW, U)										

CM Scale

0

-2

-4

-6

-8

-10

-12

-14

-16

-18

-20

-22

-24

-26

-28

-30

-32

-34

-36

-38

-40

-42

-44

-46

-48

-50

-52

-54

-56

-58

-60

-62

-64

-66

-68

-70

-72

-74

-76

-78

-80

-82

-84

-86

-88

-90

-92

-94

-96

-98

-100

-102

-104

-106

-108

-110

-112

-114

-116

-118

-120

-122

-124

-126

-128

-130

-132

-134

-136

-138

-140

-142

-144

-146

-148


-150

-152

WRND

Feature	Thick	Core-face orientation		2nd app. orientation		Core orientation		Summary:	Observer:	Date:
		AZIM	DIP/PLG	AZIM	DIP/PLG	AZIM	DIP/PLG			
								u-channel revealed 17-18, bedding (090, 5; 100, 5)		
								Two beds resolved by u-channel sample 34-37 green bed (090, 20; 100, 30) 37-40, bedding (090, 13; 000, 0)		

CM Scale




Expedition 375 - Hikurangi

375-U1520D-22F-3-A | SHLF9545221

Feature	Thick	Core-face orientation		2nd app. orientation		Core orientation		Summary:	Observer:	Date:
		AZIM	DIP/PLG	AZIM	DIP/PLG	AZIM	DIP/PLG			
									JAN M. V.	
								29-30, bedding, (090, 5) over 10		

CM Scale



Expedition 375 - Hikurangi

375-U1520D-22F-4-A | SHLF9545251

Feature	Thick	Core-face orientation		2nd app. orientation		Core orientation		Summary:	Observer:	Date:
		AZIM	DIP/PLG	AZIM	DIP/PLG	AZIM	DIP/PLG			

drilling damage - vertical disconting.

CM Scale

- 0
- 2
- 4
- 6
- 8
- 10
- 12
- 14
- 16
- 18
- 20
- 22
- 24
- 26
- 28
- 30
- 32
- 34
- 36
- 38
- 40
- 42
- 44
- 46
- 48
- 50
- 52
- 54
- 56
- 58
- 60
- 62
- 64
- 66
- 68
- 70
- 72
- 74
- 76
- 78
- 80
- 82
- 84
- 86
- 88
- 90
- 92
- 94
- 96
- 98
- 100
- 102
- 104
- 106
- 108
- 110
- 112
- 114
- 116
- 118
- 120
- 122
- 124
- 126
- 128
- 130
- 132
- 134
- 136
- 138
- 140
- 142
- 144
- 146
- 148
- 150
- 152

SHRE

Feature	Thick	Core-face orientation		2nd app. orientation		Core orientation		Summary:	Observer:	Date:
		AZIM	DIP/PLG	AZIM	DIP/PLG	AZIM	DIP/PLG			

CM Scale


- 0
- 2
- 4
- 6
- 8
- 10
- 12
- 14
- 16
- 18
- 20
- 22
- 24
- 26
- 28
- 30
- 32
- 34
- 36
- 38
- 40
- 42
- 44
- 46
- 48
- 50
- 52
- 54
- 56
- 58
- 60
- 62
- 64
- 66
- 68
- 70
- 72
- 74
- 76
- 78
- 80
- 82
- 84
- 86
- 88
- 90
- 92
- 94
- 96
- 98
- 100
- 102
- 104
- 106
- 108
- 110
- 112
- 114
- 116
- 118
- 120
- 122
- 124
- 126
- 128
- 130
- 132
- 134
- 136
- 138
- 140
- 142
- 144
- 146
- 148
- 150
- 152



Drilling Disturbance
Vertical fabric flow




Feature	Thick	Core-face orientation		2nd app. orientation		Core orientation		Summary:	Observer:	Date:												
		AZIM	DIP/PLG	AZIM	DIP/PLG	AZIM	DIP/PLG															
Drilling disturbance vertical fabric 112, Sand bed																						



Expedition 375 - Hikurangi

375-U1520D-23F-3-A | SHLF9546141

CM Scale	Feature	Thick	Core-face orientation		2nd app. orientation		Core orientation		Summary:	Observer:	Date:
			AZIM	DIP/PLG	AZIM	DIP/PLG	AZIM	DIP/PLG			
0											
-2											
-4											
-6											
-8											
-10											
-12											
-14											
-16											
-18											
-20											
-22											
-24											
-26											
-28											
-30											
-32											
-34											
-36											
-38											
-40											
-42											
-44											
-46											
-48											
-50											
-52											
-54											
-56											
-58											
-60											
-62											
-64											
-66											
-68											
-70											
-72											
-74											
-76											
-78											
-80											
-82											
-84											
-86											
-88											
-90											
-92											
-94											
-96											
-98											
-100											
-102											
-104											
-106											
-108											
-110											
-112											
-114											
-116											
-118											
-120											
-122											
-124											
-126											
-128											
-130											
-132											
-134											
-136											
-138											
-140											
-142											
-144											
-146											
-148											
-150											
-152											



Feature	Thick	Core-face orientation		2nd app. orientation		Core orientation		Summary:	Observer:	Date:
		AZIM	DIP/PLG	AZIM	DIP/PLG	AZIM	DIP/PLG			
<div style="display: flex; justify-content: space-between; padding: 5px;"> CM Scale 0 2 4 6 8 10 12 14 16 18 20 22 24 26 28 30 32 34 36 38 40 42 44 46 48 50 52 54 56 58 60 62 64 66 68 70 72 74 76 78 80 82 84 86 88 90 92 94 96 98 100 102 104 106 108 110 112 114 116 118 120 122 124 126 128 130 132 134 136 138 140 142 144 146 148 150 152 </div> <div style="text-align: right; margin-top: 10px;"> <div style="border: 1px solid black; padding: 2px; display: inline-block; color: red; font-weight: bold; font-size: 1.2em;">KITA</div> </div>										
<div style="display: flex; justify-content: space-between; padding: 5px;"> Comments/Sketches </div>										

Expedition 375 - Hikurangi

375-U1520D-25F-3-A | SHLF9548361

CM Scale	Feature	Thick	Core-face orientation		2nd app. orientation		Core orientation		Summary:	Observer:	Date:
			AZIM	DIP/PLG	AZIM	DIP/PLG	AZIM	DIP/PLG			
0											
-2											
-4											
-6											
-8											
-10											
-12											
-14											
-16											
-18											
-20											
-22											
-24											
-26											
-28											
-30											
-32											
-34											
-36											
-38											
-40											
-42											
-44											
-46											
-48											
-50											
-52											
-54											
-56											
-58											
-60											
-62											
-64											
-66											
-68											
-70											
-72											
-74											
-76											
-78											
-80											
-82											
-84											
-86											
-88											
-90											
-92											
-94											
-96											
-98											
-100											
-102											
-104											
-106											
-108											
-110											
-112											
-114											
-116											
-118											
-120											
-122											
-124											
-126											
-128											
-130											
-132											
-134											
-136											
-138											
-140											
-142											
-144											
-146											
-148											
-150											
-152											

47-49, bedding, (093/4; 000, 0)

W

CM Scale	Feature	Thick	Core-face orientation		2nd app. orientation		Core orientation		Summary:	Observer:	Date:
			AZIM	DIP/PLG	AZIM	DIP/PLG	AZIM	DIP/PLG			
0											
2											
4											
6											
8											
10											
12											
14											
16											
18											
20											
22											
24											
26											
28											
30											
32											
34											
36											
38											
40											
42											
44											
46											
48											
50											
52											
54											
56											
58											
60											
62											
64											
66											
68											
70											
72											
74											
76											
78											
80											
82											
84											
86											
88											
90											
92											
94											
96											
98											
100											
102											
104											
106											
108											
110											
112											
114											
116											
118											
120											
122											
124											
126											
128											
130											
132											
134											
136											
138											
140											
142											
144											
146											
148											
150											
152											

0-16 Brecciated
Severe

Sharp

270 6 000 5

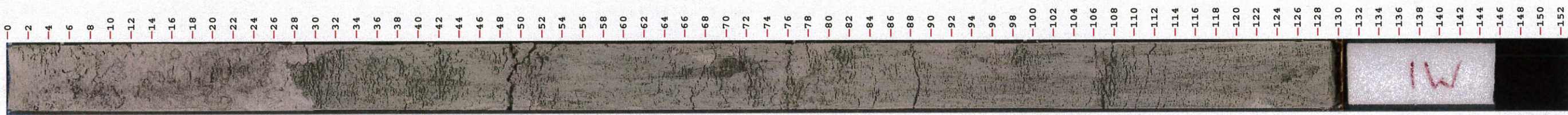
bed

Expedition 375 - Hikurangi

375-U1520D-26F-2-A | SHLF9549211

Feature	Thick	Core-face orientation		2nd app. orientation		Core orientation		Summary:	Observer:	Date:
		AZIM	DIP/PLG	AZIM	DIP/PLG	AZIM	DIP/PLG			
<p>DD:</p> <p>Severe upward arching beds</p>										

CM Scale



Expedition 375 - Hikurangi

375-U1520D-26F-4-A | SHLF9549271

Feature	Thick	Core-face orientation		2nd app. orientation		Core orientation		Summary:	Observer:	Date:
		AZIM	DIP/PLG	AZIM	DIP/PLG	AZIM	DIP/PLG			
									H3 & AF	27/4
<p>① ↓ 28 <i>So up 7, destroyed</i> <i>upward arching</i> <i>Moderate</i></p>										

CM Scale


- 0
- 2
- 4
- 6
- 8
- 10
- 12
- 14
- 16
- 18
- 20
- 22
- 24
- 26
- 28
- 30
- 32
- 34
- 36
- 38
- 40
- 42
- 44
- 46
- 48
- 50
- 52
- 54
- 56
- 58
- 60
- 62
- 64
- 66
- 68
- 70
- 72
- 74
- 76
- 78
- 80
- 82
- 84
- 86
- 88
- 90
- 92
- 94
- 96
- 98
- 100
- 102
- 104
- 106
- 108
- 110
- 112
- 114
- 116
- 118
- 120
- 122
- 124
- 126
- 128
- 130
- 132
- 134
- 136
- 138
- 140
- 142
- 144
- 146
- 148
- 150
- 152

CM Scale	Feature	Thick	Core-face orientation		2nd app. orientation		Core orientation		Summary:	Observer:	Date:
			AZIM	DIP/PLG	AZIM	DIP/PLG	AZIM	DIP/PLG			
0											
2											
4											
6											
8											
10											
12											
14											
16											
18											
20											
22											
24											
26											
28											
30	bed		270 S		000	13			sharp		
32											
34											
36											
38											
40											
42											
44											
46											
48											
50											
52											
54											
56											
58											
60											
62											
64											
66											
68											
70											
72											
74											
76											
78											
80											
82											
84											
86											
88											
90											
92											
94											
96											
98											
100											
102											
104											
106											
108											
110											
112											
114											
116											
118											
120											
122											
124											
126											
128											
130											
132											
134											
136											
138											
140											
142											
144											
146											
148											
150											
152											

Sort, brecciated, upward arching, etc.
Destroyed.



PAL IW

Feature	Thick	Core-face orientation		2nd app. orientation		Core orientation		Summary:	Observer:	Date:
		AZIM	DIP/PLG	AZIM	DIP/PLG	AZIM	DIP/PLG			
									HSZAF	27/14
										
<p>nothing to measure</p>										
<p>sample destroyed</p>										

CM Scale

- 0
- 2
- 4
- 6
- 8
- 10
- 12
- 14
- 16
- 18
- 20
- 22
- 24
- 26
- 28
- 30
- 32
- 34
- 36
- 38
- 40
- 42
- 44
- 46
- 48
- 50
- 52
- 54
- 56
- 58
- 60
- 62
- 64
- 66
- 68
- 70
- 72
- 74
- 76
- 78
- 80
- 82
- 84
- 86
- 88
- 90
- 92
- 94
- 96
- 98
- 100
- 102
- 104
- 106
- 108
- 110
- 112
- 114
- 116
- 118
- 120
- 122
- 124
- 126
- 128
- 130
- 132
- 134
- 136
- 138
- 140
- 142
- 144
- 146
- 148
- 150
- 152

Expedition 375 - Hikurangi

375-U1520D-28F-1-A | SHLF9550451

CM Scale	Feature	Thick	Core-face orientation		2nd app. orientation		Core orientation		Summary:	Observer:	Date:
			AZIM	DIP/PLG	AZIM	DIP/PLG	AZIM	DIP/PLG			
0											
2											
4											
6											
8											
10											
12											
14											
16											
18											
20											
22											
24											
26											
28											
30											
32											
34											
36											
38											
40											
42											
44											
46											
48											
50											
52											
54											
56	bed		270	7	000	5					sharp
58											
60											
62											
64											
66											
68											
70											
72											
74											
76											
78											
80											
82											
84											
86											
88											
90											
92											
94											
96											
98											
100											
102											
104											
106											
108											
110											
112											
114											
116											
118											
120											
122											
124											
126											
128											
130											
132											
134											
136											
138	bed		070	1	000	11					sharp
140											
142											
144											
146											
148											
150											
152											

DD: borec. sev.
 0-24 - end
 24 - strip
 0101

PAL

Expedition 375 - Hikurangi

375-U1520D-28F-2-A | SHLF9550481

CM Scale	Feature	Thick	Core-face orientation		2nd app. orientation		Core orientation		Summary:	Observer:	Date:
			AZIM	DIP/PLG	AZIM	DIP/PLG	AZIM	DIP/PLG			
0											
2											
4											
6											
8											
10											
12											
14											
16											
18											
20											
22											
24											
26											
28											
30											
32											
34											
36											
38											
40											
42											
44											
46											
48											
50											
52											
54											
56											
58											
60											
62											
64											
66											
68											
70											
72											
74											
76											
78											
80											
82											
84											
86											
88											
90											
92											
94											
96											
98											
100											
102											
104											
106											
108											
110											
112											
114											
116											
118											
120											
122											
124											
126											
128											
130											
132											
134											
136											
138											
140											
142											
144											
146											
148											
150											
152											

1110 / 509.11 destroyed



Expedition 375 - Hikurangi

375-U1520D-28F-3-A | SHLF9550511

CM Scale	Feature	Thick	Core-face orientation		2nd app. orientation		Core orientation		Summary:	Observer:	Date:
			AZIM	DIP/PLG	AZIM	DIP/PLG	AZIM	DIP/PLG			
0											
2										HS+AF	4/27/18
4											
6											
8											
10											
12											
14											
16											
18											
20											
22											
24											
26											
28											
30											
32											
34											
36											
38											
40											
42											
44											
46											
48											
50											
52											
54											
56											
58											
60											
62											
64											
66											
68											
70											
72											
74											
76											
78											
80											
82											
84											
86											
88											
90											
92											
94											
96											
98											
100											
102											
104											
106											
108											
110											
112											
114											
116											
118											
120											
122											
124											
126											
128											
130											
132											
134											
136											
138											
140											
142											
144											
146											
148											
150											
152											

Handwritten notes:
 200 - 20 - 0
 500 - 100 - 0
 200 - 20 - 0
 500 - 100 - 0
 200 - 20 - 0
 500 - 100 - 0
 200 - 20 - 0
 500 - 100 - 0



Expedition 375 - Hikurangi

375-U1520D-28F-4-A | SHLFF9550541

Feature	Thick	Core-face orientation		2nd app. orientation		Core orientation		Summary:	Observer:	Date:
		AZIM	DIP/PLG	AZIM	DIP/PLG	AZIM	DIP/PLG			

CM Scale

- 0
- 2
- 4
- 6
- 8
- 10
- 12
- 14
- 16
- 18
- 20
- 22
- 24
- 26
- 28
- 30
- 32
- 34
- 36
- 38
- 40
- 42
- 44
- 46
- 48
- 50
- 52
- 54
- 56
- 58
- 60
- 62
- 64
- 66
- 68
- 70
- 72
- 74
- 76
- 78
- 80
- 82
- 84
- 86
- 88
- 90
- 92
- 94
- 96
- 98
- 100
- 102
- 104
- 106
- 108
- 110
- 112
- 114
- 116
- 118
- 120
- 122
- 124
- 126
- 128
- 130
- 132
- 134
- 136
- 138
- 140
- 142
- 144
- 146
- 148
- 150
- 152



*DD's
0-29 cm det.
50-100 cm
29-100 cm sight*

Expedition 375 - Hikurangi

375-U1520D-29F-1-A | SHLF9550941

CM Scale	Feature	Thick	Core-face orientation		2nd app. orientation		Core orientation		Summary:	Observer:	Date:
			AZIM	DIP/PLG	AZIM	DIP/PLG	AZIM	DIP/PLG			
0											
-2											
-4											
-6											
-8											
-10											
-12											
-14											
-16											
-18											
-20											
-22											
-24											
-26											
-28											
-30											
-32											
-34											
-36											
-38											
-40											
-42											
-44											
-46											
-48											
-50											
-52											
-54											
-56											
-58											
-60											
-62											
-64											
-66											
-68											
-70											
-72											
-74											
-76											
-78											
-80											
-82											
-84											
-86											
-88											
-90											
-92											
-94											
-96											
-98											
-100											
-102											
-104											
-106											
-108											
-110											
-112											
-114											
-116											
-118	-bed		270	2	000	1					sharp
-120											
-122											
-124											
-126											
-128											
-130											
-132											
-134											
-136											
-138											
-140											
-142											
-144											
-146											
-148											
-150											
-152											

DD = slip
upward slip
grad. slip

CM Scale	Feature	Thick	Core-face orientation		2nd app. orientation		Core orientation		Summary:	Observer:	Date:
			AZIM	DIP/PLG	AZIM	DIP/PLG	AZIM	DIP/PLG			
0											
2											
4											
6											
8											
10											
12	bed		270	3	000	6					
14											
16											
18											
20											
22											
24											
26											
28											
30											
32											
34											
36											
38											
40											
42											
44											
46											
48											
50											
52											
54											
56											
58											
60											
62											
64											
66											
68											
70											
72											
74											
76											
78											
80											
82											
84											
86											
88											
90											
92											
94											
96											
98											
100											
102											
104											
106											
108											
110											
112											
114											
116											
118											
120											
122											
124											
126											
128											
130											
132											
134											
136											
138											
140											
142											
144											
146											
148											
150											
152											

sharp

DD^g
27-cmd: arch, mod



HASH

Expedition 375 - Hikurangi

375-U1520D-30F-1-A | SHLF9551471

Feature	Thick	Core-face orientation		2nd app. orientation		Core orientation		Summary:	Observer:	Date:
		AZIM	DIP/PLG	AZIM	DIP/PLG	AZIM	DIP/PLG			
									H5 EAF	27/14
								0 ↓ 26	DD: Brecciated	
									DD: highly silty sand ordinary	26
bed		090	2	180	1				Sharp	

CM Scale

- 0
- 2
- 4
- 6
- 8
- 10
- 12
- 14
- 16
- 18
- 20
- 22
- 24
- 26
- 28
- 30
- 32
- 34
- 36
- 38
- 40
- 42
- 44
- 46
- 48
- 50
- 52
- 54
- 56
- 58
- 60
- 62
- 64
- 66
- 68
- 70
- 72
- 74
- 76
- 78
- 80
- 82
- 84
- 86
- 88
- 90
- 92
- 94
- 96
- 98
- 100
- 102
- 104
- 106
- 108
- 110
- 112
- 114
- 116
- 118
- 120
- 122
- 124
- 126
- 128
- 130
- 132
- 134
- 136
- 138
- 140
- 142
- 144
- 146
- 148
- 150
- 152



Feature	Thick	Core-face orientation		2nd app. orientation		Core orientation		Summary:	Observer:	Date:
		AZIM	DIP/PLG	AZIM	DIP/PLG	AZIM	DIP/PLG			
bed		090	1	180	9				H5 JAF	27/4
bed		090	1	180	1					

Sharp

sharp

40 → end
 bD: upward aching,

slight

CM Scale

- 0
- 2
- 4
- 6
- 8
- 10
- 12
- 14
- 16
- 18
- 20
- 22
- 24
- 26
- 28
- 30
- 32
- 34
- 36
- 38
- 40
- 42
- 44
- 46
- 48
- 50
- 52
- 54
- 56
- 58
- 60
- 62
- 64
- 66
- 68
- 70
- 72
- 74
- 76
- 78
- 80
- 82
- 84
- 86
- 88
- 90
- 92
- 94
- 96
- 98
- 100
- 102
- 104
- 106
- 108
- 110
- 112
- 114
- 116
- 118
- 120
- 122
- 124
- 126
- 128
- 130
- 132
- 134
- 136
- 138
- 140
- 142
- 144
- 146
- 148
- 150
- 152



Feature	Thick	Core-face orientation		2nd app. orientation		Core orientation		Summary:	Observer:	Date:
		AZIM	DIP/PLG	AZIM	DIP/PLG	AZIM	DIP/PLG			
									HS4 AF	27/4
<p>upward arching moderate</p> <p>Beds probably horizontal, but too arched to be confident in measurement;</p>										


CM Scale

- 0
- 2
- 4
- 6
- 8
- 10
- 12
- 14
- 16
- 18
- 20
- 22
- 24
- 26
- 28
- 30
- 32
- 34
- 36
- 38
- 40
- 42
- 44
- 46
- 48
- 50
- 52
- 54
- 56
- 58
- 60
- 62
- 64
- 66
- 68
- 70
- 72
- 74
- 76
- 78
- 80
- 82
- 84
- 86
- 88
- 90
- 92
- 94
- 96
- 98
- 100
- 102
- 104
- 106
- 108
- 110
- 112
- 114
- 116
- 118
- 120
- 122
- 124
- 126
- 128
- 130
- 132
- 134
- 136
- 138
- 140
- 142
- 144
- 146
- 148
- 150
- 152

Feature	Thick	Core-face orientation		2nd app. orientation		Core orientation		Summary:	Observer:	Date:
		AZIM	DIP/PLG	AZIM	DIP/PLG	AZIM	DIP/PLG			
									MS PAF	27/4

CM Scale

- 0
- 2
- 4
- 6
- 8
- 10
- 12
- 14
- 16
- 18
- 20
- 22
- 24
- 26
- 28
- 30
- 32
- 34
- 36
- 38
- 40
- 42
- 44
- 46
- 48
- 50
- 52
- 54
- 56
- 58
- 60
- 62
- 64
- 66
- 68
- 70
- 72
- 74
- 76
- 78
- 80
- 82
- 84
- 86
- 88
- 90
- 92
- 94
- 96
- 98
- 100
- 102
- 104
- 106
- 108
- 110
- 112
- 114
- 116
- 118
- 120
- 122
- 124
- 126
- 128
- 130
- 132
- 134
- 136
- 138
- 140
- 142
- 144
- 146
- 148
- 150
- 152



Expedition 375 - Hikurangi

375-U1520D-32X-1-A | SHLF9567481

CM Scale	Feature	Thick	Core-face orientation		2nd app. orientation		Core orientation		Summary:	Observer:	Date:
			AZIM	DIP/PLG	AZIM	DIP/PLG	AZIM	DIP/PLG			
0											
2											
4											
6											
8											
10											
12											
14											
16											
18											
20											
22											
24											
26											
28											
30											
32											
34											
36											
38											
40											
42											
44											
46											
48											
50											
52											
54											
56											
58											
60											
62											
64											
66											
68											
70											
72											
74											
76											
78											
80											
82											
84											
86											
88											
90											
92											
94											
96											
98											
100											
102											
104											
106											
108											
110											
112											
114											
116											
118											
120											
122											
124											
126											
128											
130											
132											
134											
136											
138											
140											
142											
144											
146											
148											
150											
152											

sharp

180 10

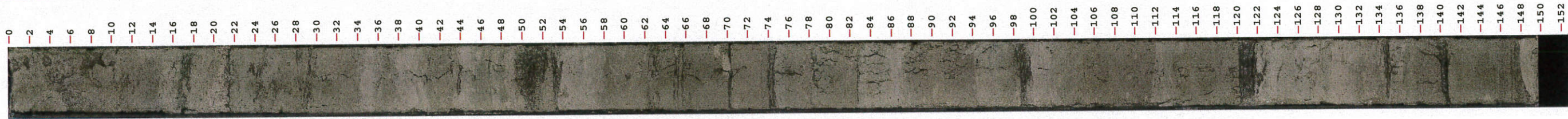
090 1

-bed

11/27/18
 AS+AF
 4/27/18

Feature	Thick	Core-face orientation		2nd app. orientation		Core orientation		Summary:	Observer:	Date:
		AZIM	DIP/PLG	AZIM	DIP/PLG	AZIM	DIP/PLG			
<p>DD: moderate bisecting</p>										

CM Scale



CM Scale	Feature	Thick	Core-face orientation		2nd app. orientation		Core orientation		Summary:	Observer:	Date:	
			AZIM	DIP/PLG	AZIM	DIP/PLG	AZIM	DIP/PLG				
0	bed											
2												
4												
6												
8												
10				810	2	180	2					
12												
14												
16												
18												
20												
22												
24												
26												
28												
30												
32												
34												
36												
38												
40												
42												
44												
46												
48												
50												
52												
54												
56												
58												
60												
62												
64												
66												
68												
70												
72												
74												
76												
78												
80												
82												
84												
86												
88												
90												
92												
94												
96												
98												
100												
102												
104												
106												
108												
110												
112												
114												
116												
118												
120												
122												
124												
126												
128												
130												
132												
134												
136												
138												
140												
142												
144												
146												
148												
150												
152												

Shaly, appears to be within a biseuit (conf. 2).

DD: moderate
birefringing

Feature	Thick	Core-face orientation		2nd app. orientation		Core orientation		Summary:	Observer:	Date:
		AZIM	DIP/PLG	AZIM	DIP/PLG	AZIM	DIP/PLG			
<p>DD: Moderate birefringing</p>										

CM Scale

- 0
- 2
- 4
- 6
- 8
- 10
- 12
- 14
- 16
- 18
- 20
- 22
- 24
- 26
- 28
- 30
- 32
- 34
- 36
- 38
- 40
- 42
- 44
- 46
- 48
- 50
- 52
- 54
- 56
- 58
- 60
- 62
- 64
- 66
- 68
- 70
- 72
- 74
- 76
- 78
- 80
- 82
- 84
- 86
- 88
- 90
- 92
- 94
- 96
- 98
- 100
- 102
- 104
- 106
- 108
- 110
- 112
- 114
- 116
- 118
- 120
- 122
- 124
- 126
- 128
- 130
- 132
- 134
- 136
- 138
- 140
- 142
- 144
- 146
- 148
- 150
- 152



Expedition 375 - Hikurangi

375-U1520D-33X-4-A | SHLF9568531

CM Scale	Feature	Thick	Core-face orientation		2nd app. orientation		Core orientation		Summary:	Observer:	Date:
			AZIM	DIP/PLG	AZIM	DIP/PLG	AZIM	DIP/PLG			
0											
-2											
-4											
-6											
-8											
-10											
-12											
-14											
-16											
-18											
-20											
-22											
-24											
-26											
-28											
-30											
-32											
-34											
-36											
-38											
-40											
-42											
-44											
-46											
-48											
-50											
-52											
-54											
-56											
-58											
-60											
-62											
-64											
-66											
-68											
-70											
-72											
-74											
-76											
-78											
-80											
-82											
-84											
-86											
-88											
-90											
-92											
-94											
-96											
-98											
-100											
-102											
-104											
-106											
-108											
-110											
-112											
-114											
-116											
-118											
-120											
-122											
-124											
-126											
-128											
-130											
-132											
-134											
-136											
-138											
-140											
-142											
-144											
-146											
-148											
-150											
-152											

DD: moderate
bitcrumbing

Expedition 375 - Hikurangi

375-U1520D-33X-5-A | SHLF9568561

CM Scale	Feature	Thick	Core-face orientation		2nd app. orientation		Core orientation		Summary:	Observer:	Date:
			AZIM	DIP/PLG	AZIM	DIP/PLG	AZIM	DIP/PLG			
0											
-2											
-4											
-6											
-8											
-10											
-12											
-14											
-16											
-18											
-20											
-22											
-24											
-26											
-28											
-30											
-32											
-34											
-36											
-38											
-40											
-42											
-44											
-46											
-48											
-50											
-52											
-54											
-56											
-58											
-60											
-62											
-64											
-66											
-68											
-70											
-72											
-74											
-76											
-78											
-80											
-82											
-84											
-86											
-88											
-90											
-92											
-94											
-96											
-98											
-100											
-102											
-104											
-106											
-108											
-110											
-112											
-114											
-116											
-118											
-120											
-122											
-124											
-126											
-128											
-130											
-132											
-134											
-136											
-138											
-140											
-142											
-144											
-146											
-148											
-150											
-152											

DD? moderate
biscuiting

Expedition 375 - Hikurangi

375-U1520D-33X-6-A | SHLF9568591


CM Scale	Feature	Thick	Core-face orientation		2nd app. orientation		Core orientation		Summary:	Observer:	Date:
			AZIM	DIP/PLG	AZIM	DIP/PLG	AZIM	DIP/PLG			
0											
-2											
-4											
-6											
-8											
-10											
-12											
-14											
-16											
-18											
-20											
-22											
-24											
-26											
-28											
-30											
-32											
-34											
-36											
-38											
-40											
-42											
-44											
-46											
-48											
-50											
-52											
-54											
-56											
-58											
-60											
-62											
-64											
-66											
-68											
-70											
-72											
-74											
-76											
-78											
-80											
-82											
-84											
-86											
-88											
-90											
-92											
-94											
-96											
-98											
-100											
-102											
-104											
-106											
-108											
-110											
-112											
-114											
-116											
-118											
-120											
-122											
-124											
-126											
-128											
-130											
-132											
-134											
-136											
-138											
-140											
-142											
-144											
-146											
-148											
-150											
-152											

feature
 090 64 000 7
 could be drilling disturbance,
 in bisected interval.
 Indeterminate.

DD: moderate
 bisecting

CM Scale	Feature	Thick	Core-face orientation		2nd app. orientation		Core orientation		Summary:	Observer:	Date:
			AZIM	DIP/PLG	AZIM	DIP/PLG	AZIM	DIP/PLG			
0											
2											
4											
6											
8											
10											
12											
14											
16											
18											
20											
22											
24											
26											
28											
30											
32											
34											
36											
38											
40											
42											
44											
46											
48											
50											
52											
54											
56											
58											
60											
62											
64											
66											
68											
70											
72											
74											
76											
78											
80											
82											
84											
86											
88											
90											
92											
94											
96											
98											
100											
102											
104											
106											
108											
110											
112											
114											
116											
118											
120											
122											
124											
126											
128											
130											
132											
134											
136											
138											
140											
142											
144											
146											
148											
150											
152											

-74, bedding, (273, 0; 000, 0)
 ~ low confidence.



Expedition 375 - Hikurangi

375-U1520D-35X-2-A | SHLF9571161

CM Scale	Feature	Thick	Core-face orientation		2nd app. orientation		Core orientation		Summary:	Observer:	Date:
			AZIM	DIP/PLG	AZIM	DIP/PLG	AZIM	DIP/PLG			
0											
-2											
-4											
-6											
-8											
-10											
-12											
-14											
-16											
-18											
-20											
-22											
-24											
-26											
-28											
-30											
-32											
-34											
-36											
-38											
-40											
-42											
-44											
-46											
-48											
-50											
-52											
-54											
-56											
-58											
-60											
-62											
-64											
-66											
-68											
-70											
-72											
-74											
-76											
-78											
-80											
-82											
-84											
-86											
-88											
-90											
-92											
-94											
-96											
-98											
-100											
-102											
-104											
-106											
-108											
-110											
-112											
-114											
-116											
-118											
-120											
-122											
-124											
-126											
-128											
-130											
-132											
-134											
-136											
-138											
-140											
-142											
-144											
-146											
-148											
-150											
-152											

114, bed, (270, 1; 180, 11)

CM Scale	Feature	Thick	Core-face orientation		2nd app. orientation		Core orientation		Summary:	Observer:	Date:
			AZIM	DIP/PLG	AZIM	DIP/PLG	AZIM	DIP/PLG			
0											
2											
4											
6											
8											
10											
12											
14											
16											
18											
20											
22											
24											
26											
28											
30											
32											
34											
36											
38											
40											
42											
44											
46											
48											
50											
52											
54											
56											
58											
60											
62											
64											
66											
68											
70											
72											
74											
76											
78											
80											
82											
84											
86											
88											
90											
92											
94											
96											
98											
100											
102											
104											
106											
108											
110											
112											
114											
116											
118											
120											
122											
124											
126											
128											
130											
132											
134											
136											
138											
140											
142											
144											
146											
148											
150											
152											

-40, bedding, (090,5; 180,4)
 ↳ low confidence

IKAR


IW

Expedition 375 - Hikurangi

375-U1520D-35X-4-A | SHLF9571221

CM Scale	Feature	Thick	Core-face orientation		2nd app. orientation		Core orientation		Summary:	Observer:	Date:
			AZIM	DIP/PLG	AZIM	DIP/PLG	AZIM	DIP/PLG			
0											
2											
4											
6											
8											
10											
12											
14											
16											
18											
20											
22											
24											
26											
28											
30											
32											
34											
36											
38											
40											
42											
44											
46											
48											
50											
52											
54											
56											
58											
60											
62											
64											
66											
68											
70											
72											
74											
76											
78											
80											
82											
84											
86											
88											
90											
92											
94											
96											
98											
100											
102											
104											
106											
108											
110											
112											
114											
116											
118											
120											
122											
124											
126											
128											
130											
132											
134											
136											
138											
140											
142											
144											
146											
148											
150											
152											

7) bedding, (090, 0; 000, 2)




Expedition 375 - Hikurangi

375-U1520D-35X-5-A | SHLF9571251

Feature	Thick	Core-face orientation		2nd app. orientation		Core orientation		Summary:	Observer:	Date:
		AZIM	DIP/PLG	AZIM	DIP/PLG	AZIM	DIP/PLG			
44, bedding, (090, 5; 180, 10)										

CM Scale



Expedition 375 - Hikurangi

375-U1520D-35X-6-A | SHLF9571281

CM Scale	Feature	Thick	Core-face orientation		2nd app. orientation		Core orientation		Summary:	Observer:	Date:
			AZIM	DIP/PLG	AZIM	DIP/PLG	AZIM	DIP/PLG			
0											
2											
4											
6											
8											
10											
12											
14											
16											
18											
20											
22											
24											
26											
28											
30											
32											
34											
36											
38											
40											
42											
44											
46											
48											
50											
52											
54											
56											
58											
60											
62											
64											
66											
68											
70											
72											
74											
76											
78											
80											
82											
84											
86											
88											
90											
92											
94											
96											
98											
100											
102											
104											
106											
108											
110											
112											
114											
116											
118											
120											
122											
124											
126											
128											
130											
132											
134											
136											
138											
140											
142											
144											
146											
148											
150											
152											

80, bedding, (290, 5; 000, 0)

Feature	Thick	Core-face orientation		2nd app. orientation		Core orientation		Summary:	Observer:	Date:
		AZIM	DIP/PLG	AZIM	DIP/PLG	AZIM	DIP/PLG			



69-70
local sediments flow, (090, 30; 180, 10)
- part of mass transport deposit

Expedition 375 - Hikurangi

375-U1520D-36X-CC-A |

CM Scale	Feature	Thick	Core-face orientation		2nd app. orientation		Core orientation		Summary:	Observer:	Date:
			AZIM	DIP/PLG	AZIM	DIP/PLG	AZIM	DIP/PLG			
-0											
-2											
-4											
-6											
-8											
-10											
-12											
-14											
-16											
-18											
-20											
-22											
-24											
-26											
-28											
-30											
-32											
-34											
-36											
-38											
-40											
-42											
-44											
-46											
-48											
-50											
-52											
-54											
-56											
-58											
-60											
-62											
-64											
-66											
-68											
-70											
-72											
-74											
-76											
-78											
-80											
-82											
-84											
-86											
-88											
-90											
-92											
-94											
-96											
-98											
-100											
-102											
-104											
-106											
-108											
-110											
-112											
-114											
-116											
-118											
-120											
-122											
-124											
-126											
-128											
-130											
-132											
-134											
-136											
-138											
-140											
-142											
-144											
-146											
-148											
-150											
-152											

CM Scale



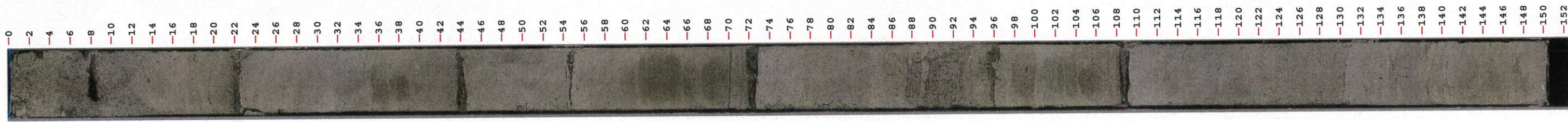
Send
35-38, bedding (090, 2; 180, 5)

Expedition 375 - Hikurangi

375-U1520D-37X-1-A | SHLF9572831

Feature	Thick	Core-face orientation		2nd app. orientation		Core orientation		Summary:	Observer:	Date:
		AZIM	DIP/PLG	AZIM	DIP/PLG	AZIM	DIP/PLG			
<p>22, bedding, (090,0) 18.5)</p>										

CM Scale



CM Scale	Feature	Thick	Core-face orientation		2nd app. orientation		Core orientation		Summary:	Observer:	Date:
			AZIM	DIP/PLG	AZIM	DIP/PLG	AZIM	DIP/PLG			
0											
2											
4											
6											
8											
10											
12											
14											
16											
18											
20											
22											
24											
26											
28											
30											
32											
34											
36											
38											
40											
42											
44											
46											
48											
50											
52											
54											
56											
58											
60											
62											
64											
66											
68											
70											
72											
74											
76											
78											
80											
82											
84											
86											
88											
90											
92											
94											
96											
98											
100											
102											
104											
106											
108											
110											
112											
114											
116											
118											
120											
122											
124											
126											
128											
130											
132											
134											
136											
138											
140											
142											
144											
146											
148											
150											
152											

Sharp
37-39, bedding, (270, 4 ; 000, 0)

Expedition 375 - Hikurangi

375-U1520D-37X-4-A | SHLF9572921

Feature	Thick	Core-face orientation		2nd app. orientation		Core orientation		Summary:	Observer:	Date:
		AZIM	DIP/PLG	AZIM	DIP/PLG	AZIM	DIP/PLG			
<p>8-13, normal fault set 5~8 mm ① (090, 45; ---) ② 070, 45; ---</p>										
<p>12), bedding, (090, 3; 000, 2)</p>										

CM Scale

0

-2

-4

-6

-8

-10

-12

-14

-16

-18

-20

-22

-24

-26

-28

-30

-32

-34

-36

-38

-40

-42

-44

-46

-48

-50

-52

-54

-56

-58

-60

-62

-64

-66

-68

-70

-72

-74

-76

-78

-80

-82

-84

-86

-88

-90

-92

-94

-96

-98

-100

-102

-104

-106

-108

-110

-112

-114

-116

-118

-120

-122

-124

-126

-128

-130

-132

-134

-136

-138

-140

-142

-144

-146

-148

-150

-152

Feature	Thick	Core-face orientation		2nd app. orientation		Core orientation		Summary:	Observer:	Date:
		AZIM	DIP/PLG	AZIM	DIP/PLG	AZIM	DIP/PLG			
								35, bedding, (op. 4; 180, 2)		
								89-96, normal fault		
								143-148, normal, fault		


CM Scale

- 0
- 2
- 4
- 6
- 8
- 10
- 12
- 14
- 16
- 18
- 20
- 22
- 24
- 26
- 28
- 30
- 32
- 34
- 36
- 38
- 40
- 42
- 44
- 46
- 48
- 50
- 52
- 54
- 56
- 58
- 60
- 62
- 64
- 66
- 68
- 70
- 72
- 74
- 76
- 78
- 80
- 82
- 84
- 86
- 88
- 90
- 92
- 94
- 96
- 98
- 100
- 102
- 104
- 106
- 108
- 110
- 112
- 114
- 116
- 118
- 120
- 122
- 124
- 126
- 128
- 130
- 132
- 134
- 136
- 138
- 140
- 142
- 144
- 146
- 148
- 150
- 152

Expedition 375 - Hikurangi

375-U1520D-37X-6-A | SHLF9572981

CM Scale	Feature	Thick	Core-face orientation		2nd app. orientation		Core orientation		Summary:	Observer:	Date:
			AZIM	DIP/PLG	AZIM	DIP/PLG	AZIM	DIP/PLG			
0											
-2											
-4											
-6											
-8											
-10											
-12											
-14											
-16											
-18											
-20											
-22											
-24											
-26											
-28											
-30											
-32											
-34											
-36											
-38											
-40											
-42											
-44											
-46											
-48											
-50											
-52											
-54											
-56											
-58											
-60											
-62											
-64											
-66											
-68											
-70											
-72											
-74											
-76											
-78											
-80											
-82											
-84											
-86											
-88											
-90											
-92											
-94											
-96											
-98											
-100											
-102											
-104											
-106											
-108											
-110											
-112											
-114											
-116											
-118											
-120											
-122											
-124											
-126											
-128											
-130											
-132											
-134											
-136											
-138											
-140											
-142											
-144											
-146											
-148											
-150											
-152											



46, bedding, (090,0; 183,4)

73-80, ⁶⁴
 two splay faults, (090,0; ~~183,4~~ 350,0)
 off set: 4mm

Expedition 375 - Hikurangi

375-U1520D-38X-2-A | SHLF9573721

Feature	Thick	Core-face orientation		2nd app. orientation		Core orientation		Summary:	Observer:	Date:
		AZIM	DIP/PLG	AZIM	DIP/PLG	AZIM	DIP/PLG			

B-14, bedding, (090, 2; 080, 1)

CM Scale

- 0
- 2
- 4
- 6
- 8
- 10
- 12
- 14
- 16
- 18
- 20
- 22
- 24
- 26
- 28
- 30
- 32
- 34
- 36
- 38
- 40
- 42
- 44
- 46
- 48
- 50
- 52
- 54
- 56
- 58
- 60
- 62
- 64
- 66
- 68
- 70
- 72
- 74
- 76
- 78
- 80
- 82
- 84
- 86
- 88
- 90
- 92
- 94
- 96
- 98
- 100
- 102
- 104
- 106
- 108
- 110
- 112
- 114
- 116
- 118
- 120
- 122
- 124
- 126
- 128
- 130
- 132
- 134
- 136
- 138
- 140
- 142
- 144
- 146
- 148
- 150
- 152

14

Expedition 375 - Hikurangi

375-U1520D-39X-2-A | SHLF9574541

Feature	Thick	Core-face orientation		2nd app. orientation		Core orientation		Summary:	Observer:	Date:
		AZIM	DIP/PLG	AZIM	DIP/PLG	AZIM	DIP/PLG			
Comments/Sketches										

CM Scale

- 0
- 2
- 4
- 6
- 8
- 10
- 12
- 14
- 16
- 18
- 20
- 22
- 24
- 26
- 28
- 30
- 32
- 34
- 36
- 38
- 40
- 42
- 44
- 46
- 48
- 50
- 52
- 54
- 56
- 58
- 60
- 62
- 64
- 66
- 68
- 70
- 72
- 74
- 76
- 78
- 80
- 82
- 84
- 86
- 88
- 90
- 92
- 94
- 96
- 98
- 100
- 102
- 104
- 106
- 108
- 110
- 112
- 114
- 116
- 118
- 120
- 122
- 124
- 126
- 128
- 130
- 132
- 134
- 136
- 138
- 140
- 142
- 144
- 146
- 148
- 150
- 152



Expedition 375 - Hikurangi

375-U1520D-39X-3-A | SHLF9574571

CM Scale	Feature	Thick	Core-face orientation		2nd app. orientation		Core orientation		Summary:	Observer:	Date:
			AZIM	DIP/PLG	AZIM	DIP/PLG	AZIM	DIP/PLG			
0											
-2											
-4											
-6											
-8											
-10											
-12											
-14											
-16											
-18											
-20											
-22											
-24											
-26											
-28											
-30											
-32											
-34											
-36											
-38											
-40											
-42											
-44											
-46											
-48											
-50											
-52											
-54											
-56											
-58											
-60											
-62											
-64											
-66											
-68											
-70											
-72											
-74											
-76											
-78											
-80											
-82											
-84											
-86											
-88											
-90											
-92											
-94											
-96											
-98											
-100											
-102											
-104											
-106											
-108											
-110											
-112											
-114											
-116											
-118											
-120											
-122											
-124											
-126											
-128											
-130											
-132											
-134											
-136											
-138											
-140											
-142											
-144											
-146											
-148											
-150											
-152											

32, bedding, (090, 0; 000, 5)



CM Scale

CM Scale	Feature	Thick	Core-face orientation		2nd app. orientation		Core orientation		Summary:	Observer:	Date:
			AZIM	DIP/PLG	AZIM	DIP/PLG	AZIM	DIP/PLG			
0											
2											
4											
6											
8											
10											
12											
14											
16											
18											
20											
22											
24											
26											
28											
30											
32											
34											
36											
38											
40											
42											
44											
46											
48											
50											
52											
54											
56											
58											
60											
62											
64											
66											
68											
70											
72											
74											
76											
78											
80											
82											
84											
86											
88											
90											
92											
94											
96											
98											
100											
102											
104											
106											
108											
110											
112											
114											
116											
118											
120											
122											
124											
126											
128											
130											
132											
134											
136											
138											
140											
142											
144											
146											
148											
150											
152											


normally
 75-81, fault, ($092, 65 \pm 010, 0$)
 low confidence
 92-95, ~~normal~~ fault, ($092, 40 \pm 010, 0$)
 99, bedding, ($092, 2 \pm 010, 2$)

Expedition 375 - Hikurangi

375-U1520D-39X-5-A | SHLF9574631

Feature	Thick	Core-face orientation		2nd app. orientation		Core orientation		Summary:	Observer:	Date:
		AZIM	DIP/PLG	AZIM	DIP/PLG	AZIM	DIP/PLG			

CM Scale



Expedition 375 - Hikurangi


375-U1520D-39X-CC-A |

Feature	Thick	Core-face orientation		2nd app. orientation		Core orientation		Summary:	Observer:	Date:
		AZIM	DIP/PLG	AZIM	DIP/PLG	AZIM	DIP/PLG			

CM Scale
 0
 -2
 -4
 -6
 -8
 -10
 -12
 -14
 -16
 -18
 -20
 -22
 -24
 -26
 -28
 -30
 -32
 -34
 -36
 -38
 -40
 -42
 -44
 -46
 -48
 -50
 -52
 -54
 -56
 -58
 -60
 -62
 -64
 -66
 -68
 -70
 -72
 -74
 -76
 -78
 -80
 -82
 -84
 -86
 -88
 -90
 -92
 -94
 -96
 -98
 -100
 -102
 -104
 -106
 -108
 -110
 -112
 -114
 -116
 -118
 -120
 -122
 -124
 -126
 -128
 -130
 -132
 -134
 -136
 -138
 -140
 -142
 -144
 -146
 -148
 -150
 -152



CM Scale



Feature	Thick	Core-face orientation		2nd app. orientation		Core orientation		Summary:	Observer:	Date:
		AZIM	DIP/PLG	AZIM	DIP/PLG	AZIM	DIP/PLG			

25-31, bedding, (29, 2; core 10)

Expedition 375 - Hikurangi

375-U1520D-41X-1-A | SHLF9575941

CM Scale	Feature	Thick	Core-face orientation		2nd app. orientation		Core orientation		Summary:	Observer:	Date:
			AZIM	DIP/PLG	AZIM	DIP/PLG	AZIM	DIP/PLG			
-0											
-2											
-4											
-6											
-8											
-10											
-12											
-14											
-16											
-18											
-20											
-22											
-24											
-26											
-28											
-30											
-32											
-34											
-36											
-38											
-40											
-42											
-44											
-46											
-48											
-50											
-52											
-54											
-56											
-58											
-60											
-62											
-64											
-66											
-68											
-70											
-72											
-74											
-76											
-78											
-80											
-82											
-84											
-86											
-88											
-90											
-92											
-94											
-96											
-98											
-100											
-102											
-104											
-106											
-108											
-110											
-112											
-114											
-116											
-118											
-120											
-122											
-124											
-126											
-128											
-130											
-132											
-134											
-136											
-138											
-140											
-142											
-144											
-146											
-148											
-150											
-152											

64, bedding, (opposite wall, 8)



Expedition 375 - Hikurangi

375-U1520D-41X-2-A | SHLF9575971

Feature	Thick	Core-face orientation		2nd app. orientation		Core orientation		Summary:	Observer:	Date:
		AZIM	DIP/PLG	AZIM	DIP/PLG	AZIM	DIP/PLG			
								24-25, bedding, (09032; 0052)		

CM Scale

- 0
- 2
- 4
- 6
- 8
- 10
- 12
- 14
- 16
- 18
- 20
- 22
- 24
- 26
- 28
- 30
- 32
- 34
- 36
- 38
- 40
- 42
- 44
- 46
- 48
- 50
- 52
- 54
- 56
- 58
- 60
- 62
- 64
- 66
- 68
- 70
- 72
- 74
- 76
- 78
- 80
- 82
- 84
- 86
- 88
- 90
- 92
- 94
- 96
- 98
- 100
- 102
- 104
- 106
- 108
- 110
- 112
- 114
- 116
- 118
- 120
- 122
- 124
- 126
- 128
- 130
- 132
- 134
- 136
- 138
- 140
- 142
- 144
- 146
- 148
- 150
- 152

Expedition 375 - Hikurangi

375-U1520D-41X-CC-A |

CM Scale

0

2

4

6

8

10

12

14

16

18

20

22

24

26

28

30

32

34

36

38

40

42

44

46

48

50

52

54

56

58

60

62

64

66

68

70

72

74

76

78

80

82

84

86

88

90

92

94

96

98

100

102

104

106

108

110

112

114

116

118

120

122

124

126

128

130

132

134

136

138

140

142

144

146

148

150

152

Feature	Thick	Core-face orientation		2nd app. orientation		Core orientation		Summary:	Observer:	Date:
		AZIM	DIP/PLG	AZIM	DIP/PLG	AZIM	DIP/PLG			



CM Scale	Feature	Thick	Core-face orientation		2nd app. orientation		Core orientation		Summary:	Observer:	Date:
			AZIM	DIP/PLG	AZIM	DIP/PLG	AZIM	DIP/PLG			
0											
2											
4											
6											
8											
10											
12											
14											
16											
18											
20											
22											
24											
26											
28											
30											
32											
34											
36											
38											
40											
42											
44											
46											
48											
50											
52											
54											
56											
58											
60											
62											
64											
66											
68											
70											
72											
74											
76											
78											
80											
82											
84											
86											
88											
90											
92											
94	-bed		090	2	000	0					sharp
96											
98											
100											
102											
104											
106											
108											
110											
112											
114											
116											
118											
120											
122											
124											
126											
128											
130											
132											
134											
136											
138											
140											
142											
144											
146											
148	-bed		090	1	000	2					sharp
150											
152											



DDP / 100 / 18

sharp

sharp

Expedition 375 - Hikurangi

375-U1520D-42X-2-A | SHLF9576941

Feature	Thick	Core-face orientation		2nd app. orientation		Core orientation		Summary:	Observer:	Date:
		AZIM	DIP/PLG	AZIM	DIP/PLG	AZIM	DIP/PLG			
									AF + HS	4/20/18

CM Scale

- 0
- 2
- 4
- 6
- 8
- 10
- 12
- 14
- 16
- 18
- 20
- 22
- 24
- 26
- 28
- 30
- 32
- 34
- 36
- 38
- 40
- 42
- 44
- 46
- 48
- 50
- 52
- 54
- 56
- 58
- 60
- 62
- 64
- 66
- 68
- 70
- 72
- 74
- 76
- 78
- 80
- 82
- 84
- 86
- 88
- 90
- 92
- 94
- 96
- 98
- 100
- 102
- 104
- 106
- 108
- 110
- 112
- 114
- 116
- 118
- 120
- 122
- 124
- 126
- 128
- 130
- 132
- 134
- 136
- 138
- 140
- 142
- 144
- 146
- 148
- 150
- 152

I W

CD 1519
P 1100

Expedition 375 - Hikurangi

375-U1520D-42X-3-A | SHLF9576971

CM Scale	Feature	Thick	Core-face orientation		2nd app. orientation		Core orientation		Summary:	Observer:	Date:
			AZIM	DIP/PLG	AZIM	DIP/PLG	AZIM	DIP/PLG			
0											
2											
4											
6											
8											
10											
12											
14											
16											
18											
20											
22											
24											
26											
28											
30											
32											
34											
36											
38											
40											
42											
44											
46											
48											
50											
52											
54											
56											
58											
60											
62											
64											
66											
68											
70											
72											
74											
76	bed		090	2	000	3					sharp
78											
80											
82											
84											
86											
88											
90											
92											
94											
96											
98											
100											
102											
104											
106											
108											
110											
112											
114											
116											
118											
120											
122											
124	bed		090	2	000	1					sharp
126											
128											
130											
132											
134											
136											
138											
140											
142											
144											
146											
148											
150											
152											



Handwritten notes in the top right corner: "DIP" and "090".

Expedition 375 - Hikurangi

375-U1520D-42X-4-A | SHLF9577001

CM Scale	Feature	Thick	Core-face orientation		2nd app. orientation		Core orientation		Summary:	Observer:	Date:
			AZIM	DIP/PLG	AZIM	DIP/PLG	AZIM	DIP/PLG			
0											
2											
4											
6											
8											
10											
12											
14											
16											
18											
20											
22											
24											
26											
28											
30											
32											
34											
36											
38											
40											
42											
44											
46											
48											
50											
52											
54											
56											
58											
60											
62											
64											
66											
68											
70											
72											
74											
76											
78											
80											
82											
84											
86											
88											
90											
92											
94											
96											
98											
100											
102											
104											
106											
108											
110											
112											
114											
116											
118											
120											
122											
124											
126											
128											
130											
132											
134											
136											
138											
140											
142											
144											
146											
148											
150											
152											



sharp

270 | 100 |

1-142

2 cm
1/2 cm

Expedition 375 - Hikurangi

375-U1520D-43X-1-A | SHLF9577981

CM Scale	Feature	Thick	Core-face orientation		2nd app. orientation		Core orientation		Summary:	Observer:	Date:
			AZIM	DIP/PLG	AZIM	DIP/PLG	AZIM	DIP/PLG			
0											
2											
4											
6											
8											
10											
12											
14											
16											
18											
20											
22											
24											
26											
28											
30											
32											
34											
36											
38											
40											
42											
44											
46											
48											
50											
52											
54											
56											
58											
60											
62											
64											
66											
68											
70											
72											
74											
76											
78											
80											
82											
84											
86											
88											
90											
92											
94											
96											
98											
100											
102											
104											
106											
108											
110											
112											
114											
116											
118											
120											
122											
124											
126											
128											
130											
132											
134											
136											
138											
140											
142											
144											
146											
148											
150											
152											

CM Scale

- 0
- 2
- 4
- 6
- 8
- 10
- 12
- 14
- 16
- 18
- 20
- 22
- 24
- 26
- 28
- 30
- 32
- 34
- 36
- 38
- 40
- 42
- 44
- 46
- 48
- 50
- 52
- 54
- 56
- 58
- 60
- 62
- 64
- 66
- 68
- 70
- 72
- 74
- 76
- 78
- 80
- 82
- 84
- 86
- 88
- 90
- 92
- 94
- 96
- 98
- 100
- 102
- 104
- 106
- 108
- 110
- 112
- 114
- 116
- 118
- 120
- 122
- 124
- 126
- 128
- 130
- 132
- 134
- 136
- 138
- 140
- 142
- 144
- 146
- 148
- 150
- 152



-bed

270 5

180 3


DD: mod bise.

Expedition 375 - Hikurangi

375-U1520D-44X-1-A | SHLF9578431

CM Scale	Feature	Thick	Core-face orientation		2nd app. orientation		Core orientation		Summary:	Observer:	Date:
			AZIM	DIP/PLG	AZIM	DIP/PLG	AZIM	DIP/PLG			
0											
-2											
-4											
-6											
-8											
-10											
-12											
-14											
-16											
-18											
-20											
-22											
-24											
-26											
-28											
-30											
-32											
-34											
-36											
-38											
-40											
-42											
-44											
-46											
-48											
-50											
-52											
-54											
-56											
-58											
-60											
-62											
-64											
-66											
-68											
-70											
-72											
-74											
-76											
-78											
-80											
-82											
-84											
-86											
-88											
-90			rad	090	Z	180	6		sharp		
-92											
-94											
-96											
-98											
-100											
-102											
-104											
-106											
-108											
-110											
-112											
-114											
-116											
-118											
-120											
-122											
-124											
-126											
-128											
-130											
-132											
-134											
-136											
-138											
-140											
-142											
-144											
-146											
-148											
-150											
-152											

CM Scale



DD
0-9 - fall in
bisc

CM Scale	Feature	Thick	Core-face orientation		2nd app. orientation		Core orientation		Summary:	Observer:	Date:
			AZIM	DIP/PLG	AZIM	DIP/PLG	AZIM	DIP/PLG			
0											
2											
4											
6											
8											
10											
12											
14											
16											
18											
20											
22											
24											
26											
28											
30											
32											
34											
36											
38											
40											
42											
44											
46											
48											
50											
52											
54											
56											
58											
60											
62											
64											
66											
68											
70											
72											
74											
76											
78											
80											
82											
84											
86											
88											
90											
92											
94											
96											
98											
100											
102											
104											
106											
108											
110											
112											
114											
116											
118											
120											
122											
124											
126											
128											
130											
132											
134											
136											
138											
140											
142											
144											
146											
148											
150											
152											



DDI
MOD

Expedition 375 - Hikurangi

375-U1520D-45X-1-A | SHLF9578911


Feature	Thick	Core-face orientation		2nd app. orientation		Core orientation		Summary:	Observer:	Date:
		AZIM	DIP/PLG	AZIM	DIP/PLG	AZIM	DIP/PLG			
bed		270	1	000	7				H5 AF	28/4
bed		000	1	000	6					

sharp

Sharp

DD?
moderate
biscuits

CM Scale



CM Scale	Feature	Thick	Core-face orientation		2nd app. orientation		Core orientation		Summary:	Observer:	Date:
			AZIM	DIP/PLG	AZIM	DIP/PLG	AZIM	DIP/PLG			
0											
2											
4											
6											
8											
10											
12											
14											
16											
18											
20											
22											
24											
26											
28											
30											
32											
34	-bed		090		000	3					
36											
38											
40											
42											
44											
46											
48											
50											
52											
54											
56											
58											
60											
62											
64											
66											
68											
70											
72											
74											
76											
78											
80											
82											
84											
86											
88											
90											
92											
94											
96											
98											
100											
102											
104											
106											
108											
110											
112											
114											
116											
118											
120											
122											
124											
126											
128											
130											
132											
134											
136											
138											
140											
142											
144											
146											
148											
150											
152											

sharp

DD:
mod bisc
0-5 cm
fall in



Feature	Thick	Core-face orientation		2nd app. orientation		Core orientation		Summary:	Observer:	Date:
		AZIM	DIP/PLG	AZIM	DIP/PLG	AZIM	DIP/PLG			
									HS+AF	4/28/18
-bed		090	4	000	S			sharp		
-bed		090	1	180	1			sharp		


CM Scale

- 0
- 2
- 4
- 6
- 8
- 10
- 12
- 14
- 16
- 18
- 20
- 22
- 24
- 26
- 28
- 30
- 32
- 34
- 36
- 38
- 40
- 42
- 44
- 46
- 48
- 50
- 52
- 54
- 56
- 58
- 60
- 62
- 64
- 66
- 68
- 70
- 72
- 74
- 76
- 78
- 80
- 82
- 84
- 86
- 88
- 90
- 92
- 94
- 96
- 98
- 100
- 102
- 104
- 106
- 108
- 110
- 112
- 114
- 116
- 118
- 120
- 122
- 124
- 126
- 128
- 130
- 132
- 134
- 136
- 138
- 140
- 142
- 144
- 146
- 148
- 150
- 152



SD:
mod bisc

Feature	Thick	Core-face orientation		2nd app. orientation		Core orientation		Summary:	Observer:	Date:
		AZIM	DIP/PLG	AZIM	DIP/PLG	AZIM	DIP/PLG			
<div style="display: flex; justify-content: space-between;"> <div style="width: 20%;"> <p>CM Scale</p> </div> <div style="width: 75%; text-align: center;"> <p>89, bedding, (270, 22; 000, 0)</p> </div> </div>										



Expedition 375 - Hikurangi

375-U1520D-47X-4-A | SHLF9580211

CM Scale	Feature	Thick	Core-face orientation		2nd app. orientation		Core orientation		Summary:	Observer:	Date:
			AZIM	DIP/PLG	AZIM	DIP/PLG	AZIM	DIP/PLG			
0											
2											
4											
6											
8											
10											
12											
14											
16											
18											
20											
22											
24											
26											
28											
30											
32											
34											
36											
38											
40											
42											
44											
46											
48											
50											
52											
54											
56											
58											
60											
62											
64											
66											
68											
70											
72											
74											
76											
78											
80											
82											
84											
86											
88											
90											
92											
94											
96											
98											
100											
102											
104											
106											
108											
110											
112											
114											
116											
118											
120											
122											
124											
126											
128											
130											
132											
134											
136											
138											
140											
142											
144											
146											
148											
150											
152											

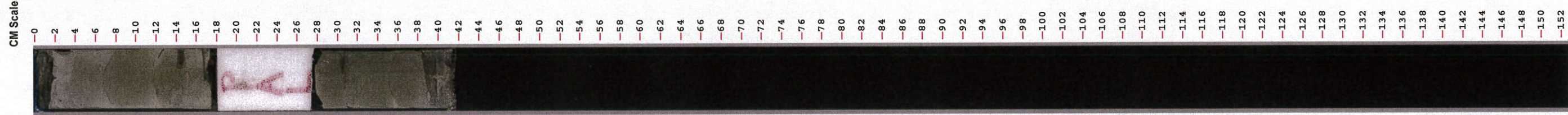


38, bedding, (270, 3; 000, 0)

Expedition 375 - Hikurangi


375-U1520D-47X-CC-A |

Feature	Thick	Core-face orientation		2nd app. orientation		Core orientation		Summary:	Observer:	Date:
		AZIM	DIP/PLG	AZIM	DIP/PLG	AZIM	DIP/PLG			
<div style="display: flex; justify-content: space-between; font-size: 8px;"> CM Scale 0 -2 -4 -6 -8 -10 -12 -14 -16 -18 -20 -22 -24 -26 -28 -30 -32 -34 -36 -38 -40 -42 -44 -46 -48 -50 -52 -54 -56 -58 -60 -62 -64 -66 -68 -70 -72 -74 -76 -78 -80 -82 -84 -86 -88 -90 -92 -94 -96 -98 -100 -102 -104 -106 -108 -110 -112 -114 -116 -118 -120 -122 -124 -126 -128 -130 -132 -134 -136 -138 -140 -142 -144 -146 -148 -150 -152 </div>										

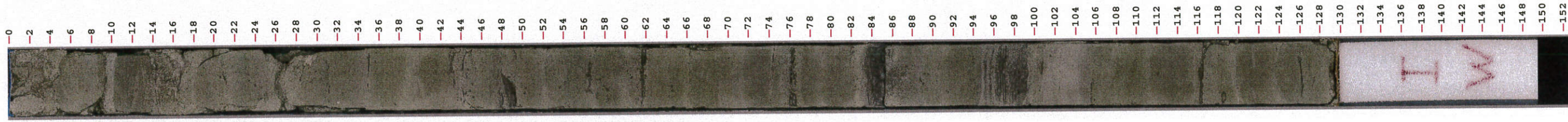


Feature	Thick	Core-face orientation		2nd app. orientation		Core orientation		Summary:	Observer:	Date:
		AZIM	DIP/PLG	AZIM	DIP/PLG	AZIM	DIP/PLG			
64-65, bedding, (27.5; 18.9)										

CM Scale



CM Scale	Feature	Thick	Core-face orientation		2nd app. orientation		Core orientation		Summary:	Observer:	Date:
			AZIM	DIP/PLG	AZIM	DIP/PLG	AZIM	DIP/PLG			
0											
2											
4											
6											
8											
10											
12											
14											
16											
18											
20											
22											
24											
26											
28											
30											
32											
34											
36											
38											
40											
42											
44											
46											
48											
50											
52											
54											
56											
58											
60											
62											
64											
66											
68											
70											
72											
74											
76											
78											
80											
82											
84											
86											
88											
90											
92											
94											
96											
98											
100											
102											
104											
106											
108											
110											
112											
114											
116											
118											
120											
122											
124											
126											
128											
130											
132											
134											
136											
138											
140											
142											
144											
146											
148											
150											
152											



85-86, bedding, (270, 1; 000, 0)


Expedition 375 - Hikurangi

375-U1520D-49X-2-A | SHLF9581111

Feature	Thick	Core-face orientation		2nd app. orientation		Core orientation		Summary:	Observer:	Date:
		AZIM	DIP/PLG	AZIM	DIP/PLG	AZIM	DIP/PLG			

CM Scale

- 0
- 2
- 4
- 6
- 8
- 10
- 12
- 14
- 16
- 18
- 20
- 22
- 24
- 26
- 28
- 30
- 32
- 34
- 36
- 38
- 40
- 42
- 44
- 46
- 48
- 50
- 52
- 54
- 56
- 58
- 60
- 62
- 64
- 66
- 68
- 70
- 72
- 74
- 76
- 78
- 80
- 82
- 84
- 86
- 88
- 90
- 92
- 94
- 96
- 98
- 100
- 102
- 104
- 106
- 108
- 110
- 112
- 114
- 116
- 118
- 120
- 122
- 124
- 126
- 128
- 130
- 132
- 134
- 136
- 138
- 140
- 142
- 144
- 146
- 148
- 150
- 152



32, bedding, (270, 1; 000, 1)

CM Scale	Feature	Thick	Core-face orientation		2nd app. orientation		Core orientation		Summary:	Observer:	Date:
			AZIM	DIP/PLG	AZIM	DIP/PLG	AZIM	DIP/PLG			
0											
2											
4											
6											
8											
10											
12											
14											
16											
18											
20											
22											
24											
26											
28											
30											
32											
34											
36											
38											
40											
42											
44											
46											
48											
50											
52											
54											
56											
58											
60											
62											
64											
66											
68											
70											
72											
74											
76											
78											
80											
82											
84											
86											
88											
90											
92											
94											
96											
98											
100											
102											
104											
106											
108											
110											
112											
114											
116											
118											
120											
122											
124											
126											
128											
130											
132											
134											
136											
138											
140											
142											
144											
146											
148											
150											
152											



77, bedding, (27, 4; 00, 1)

94-98 fracture, c 09, 61; 46, 0)
(possible drilling enhance induced?)
fracture, (; 34, 0)

82-123, MTD w/ disrupted bedding and color banding, probable recumbent fold


- Note subvertical fractures, 94-117cm

Expedition 375 - Hikurangi

375-U1520D-51X-CC-A |

Feature	Thick	Core-face orientation		2nd app. orientation		Core orientation		Summary:	Observer:	Date:	
		AZIM	DIP/PLG	AZIM	DIP/PLG	AZIM	DIP/PLG				
Comments/Sketches											
											13-29, mtd w/ disrupted bedding, Olongate clast w/ tails - subventral fractures.

CM Scale



Feature	Thick	Core-face orientation		2nd app. orientation		Core orientation		Summary:	Observer:	Date:
		AZIM	DIP/PLG	AZIM	DIP/PLG	AZIM	DIP/PLG			
									AF & HS	29/4
<p>Comments/Sketches</p> <p>↓⁰ ↓¹⁰ Fall in, destroyed</p> <p><u>MTD</u></p> <p>Biscuited,</p> <p>Slight</p>										

CM Scale

- 0
- 2
- 4
- 6
- 8
- 10
- 12
- 14
- 16
- 18
- 20
- 22
- 24
- 26
- 28
- 30
- 32
- 34
- 36
- 38
- 40
- 42
- 44
- 46
- 48
- 50
- 52
- 54
- 56
- 58
- 60
- 62
- 64
- 66
- 68
- 70
- 72
- 74
- 76
- 78
- 80
- 82
- 84
- 86
- 88
- 90
- 92
- 94
- 96
- 98
- 100
- 102
- 104
- 106
- 108
- 110
- 112
- 114
- 116
- 118
- 120
- 122
- 124
- 126
- 128
- 130
- 132
- 134
- 136
- 138
- 140
- 142
- 144
- 146
- 148
- 150
- 152



Expedition 375 - Hikurangi

375-U1520D-52X-2-A | SHLF9582821

Feature	Thick	Core-face orientation		2nd app. orientation		Core orientation		Summary:	Observer:	Date:
		AZIM	DIP/PLG	AZIM	DIP/PLG	AZIM	DIP/PLG			
<div style="text-align: center; font-size: 48px; font-weight: bold; margin-bottom: 40px;">MID</div> <div style="text-align: right; font-size: 24px;">slight</div> <div style="text-align: right; font-size: 24px;">biscuiting</div>										

CM Scale


- 0
- 2
- 4
- 6
- 8
- 10
- 12
- 14
- 16
- 18
- 20
- 22
- 24
- 26
- 28
- 30
- 32
- 34
- 36
- 38
- 40
- 42
- 44
- 46
- 48
- 50
- 52
- 54
- 56
- 58
- 60
- 62
- 64
- 66
- 68
- 70
- 72
- 74
- 76
- 78
- 80
- 82
- 84
- 86
- 88
- 90
- 92
- 94
- 96
- 98
- 100
- 102
- 104
- 106
- 108
- 110
- 112
- 114
- 116
- 118
- 120
- 122
- 124
- 126
- 128
- 130
- 132
- 134
- 136
- 138
- 140
- 142
- 144
- 146
- 148
- 150
- 152

Expedition 375 - Hikurangi

375-U1520D-52X-3-A | SHLF9582851

CM Scale	Feature	Thick	Core-face orientation		2nd app. orientation		Core orientation		Summary:	Observer:	Date:
			AZIM	DIP/PLG	AZIM	DIP/PLG	AZIM	DIP/PLG			
0											
2											
4											
6											
8											
10											
12											
14											
16											
18											
20											
22											
24											
26											
28											
30											
32											
34											
36											
38											
40											
42	bed		270	32	000	4					
44											
46											
48											
50											
52											
54											
56											
58											
60											
62											
64											
66											
68											
70											
72											
74											
76											
78											
80											
82											
84											
86											
88											
90											
92											
94											
96											
98											
100											
102											
104											
106											
108											
110											
112											
114											
116											
118											
120											
122											
124											
126											
128											
130											
132											
134											
136											
138											
140											
142											
144											
146											
148											
150											
152											

CM Scale



MIP

Bedding measurements with
in highest confidence

slight
bisect
sharp

MIP

Expedition 375 - Hikurangi

375-U1520D-52X-4-A | SHLF9582881

Core-face orientation			2nd app. orientation		Core orientation		Summary:	Observer:	Date:
Feature	Thick	Core-face orientation			2nd app. orientation		Core orientation		Comments/Sketches
		AZIM	DIP/PLG		AZIM	DIP/PLG	AZIM	DIP/PLG	
								HS & AF	29/14
		090	↓	000	3				
	Bed								sharp, wavy
									MFD /
									bedding measurements low confidence, bisects + soft sed deformation.
									Slightly bisected.

CM Scale

0 2 4 6 8 10 12 14 16 18 20 22 24 26 28 30 32 34 36 38 40 42 44 46 48 50 51 52 54 56 58 60 62 64 66 68 70 72 74 76 78 80 82 84 86 88 90 92 94 96 98 100 102 104 106 108 110 112 114 116 118 120 122 124 126 128 130 132 134 136 138 140 142 144 146 148 150 152



Expedition 375 - Hikurangi

375-U1520D-52X-5-A | SHLF9582911

CM Scale	Feature	Thick	Core-face orientation		2nd app. orientation		Core orientation		Summary:	Observer:	Date:
			AZIM	DIP/PLG	AZIM	DIP/PLG	AZIM	DIP/PLG			
0											
2											
4											
6											
8											
10											
12											
14											
16											
18											
20											
22											
24											
26											
28											
30											
32	bed		270		000	3					
34											
36											
38											
40											
42											
44											
46											
48											
50											
52											
54											
56											
58											
60											
62											
64											
66											
68											
70											
72											
74											
76											
78											
80											
82											
84											
86											
88											
90											
92											
94											
96											
98											
100											
102											
104											
106											
108											
110											
112											
114											
116											
118											
120											
122											
124											
126											
128											
130											
132											
134											
136											
138											
140											
142											
144											
146											
148											
150											
152											

MTD

Moderate
biscuits.

Expedition 375 - Hikurangi

375-U1520D-53X-1-A | SHLF9583181

Feature	Thick	Core-face orientation		2nd app. orientation		Core orientation		Summary:	Observer:	Date:
		AZIM	DIP/PLG	AZIM	DIP/PLG	AZIM	DIP/PLG			
									AF-HS	4/29/18

CM Scale

0

-2

-4

-6

-8

-10

-12

-14

-16

-18

-20

-22

-24

-26

-28

-30

-32

-34

-36

-38

-40

-42

-44

-46

-48

-50

-52

-54

-56

-58

-60

-62

-64

-66

-68

-70

-72

-74

-76

-78

-80

-82

-84

-86

-88

-90

-92

-94

-96

-98

-100

-102

-104

-106

-108

-110

-112

-114

-116

-118

-120

-122

-124

-126

-128

-130

-132

-134

-136

-138

-140

-142

-144

-146

-148

-150

-152



$\frac{DIP}{AZIM} = \frac{34}{0}$
core
WGS

Expedition 375 - Hikurangi

375-U1520D-53X-2-A | SHLF9583211

CM Scale	Feature	Thick	Core-face orientation		2nd app. orientation		Core orientation		Summary:	Observer:	Date:
			AZIM	DIP/PLG	AZIM	DIP/PLG	AZIM	DIP/PLG			
0											
-2											
-4											
-6											
-8											
-10											
-12											
-14											
-16											
-18											
-20											
-22											
-24											
-26											
-28											
-30											
-32											
-34											
-36											
-38											
-40											
-42											
-44											
-46											
-48											
-50											
-52											
-54											
-56											
-58											
-60											
-62											
-64											
-66											
-68											
-70											
-72											
-74											
-76											
-78											
-80											
-82											
-84											
-86											
-88											
-90											
-92											
-94											
-96											
-98											
-100											
-102											
-104											
-106											
-108											
-110											
-112											
-114											
-116											
-118											
-120											
-122											
-124											
-126											
-128											
-130											
-132											
-134											
-136											
-138											
-140											
-142											
-144											
-146											
-148											
-150											
-152											

Sharp

bed 270 S 000 R

DD's Review

Expedition 375 - Hikurangi

375-U1520D-54X-1-A | SHLF9583781

Feature	Thick	Core-face orientation		2nd app. orientation		Core orientation		Summary:	Observer:	Date:
		AZIM	DIP/PLG	AZIM	DIP/PLG	AZIM	DIP/PLG			
<div style="display: flex; justify-content: space-between; align-items: center;"> <div style="width: 100px;"> <p>CM Scale</p> <p>0 2 4 6 8 10 12 14 16 18 20 22 24 26 28 30 32 34 36 38 40 42 44 46 48 50 52 54 56 58 60 62 64 66 68 70 72 74 76 78 80 82 84 86 88 90 92 94 96 98 100 102 104 106 108 110 112 114 116 118 120 122 124 126 128 130 132 134 136 138 140 142 144 146 148 150 152</p> </div>  </div>										
<div style="text-align: right; padding-right: 20px;"> <p>DD: [unclear]</p> <p>0-10 [unclear]</p> <p>vis [unclear]</p> </div>										

Feature	Thick	Core-face orientation		2nd app. orientation		Core orientation		Summary:	Observer:	Date:
		AZIM	DIP/PLG	AZIM	DIP/PLG	AZIM	DIP/PLG			
bed		090	2	180	2				ASTAF	4/29/18
								sharp		

CM Scale

- 0
- 2
- 4
- 6
- 8
- 10
- 12
- 14
- 16
- 18
- 20
- 22
- 24
- 26
- 28
- 30
- 32
- 34
- 36
- 38
- 40
- 42
- 44
- 46
- 48
- 50
- 52
- 54
- 56
- 58
- 60
- 62
- 64
- 66
- 68
- 70
- 72
- 74
- 76
- 78
- 80
- 82
- 84
- 86
- 88
- 90
- 92
- 94
- 96
- 98
- 100
- 102
- 104
- 106
- 108
- 110
- 112
- 114
- 116
- 118
- 120
- 122
- 124
- 126
- 128
- 130
- 132
- 134
- 136
- 138
- 140
- 142
- 144
- 146
- 148
- 150
- 152

$\frac{DDi}{\text{bisc mod}}$



Expedition 375 - Hikurangi

375-U1520D-54X-3-A | SHLF9583841

CM Scale


- 0
- 2
- 4
- 6
- 8
- 10
- 12
- 14
- 16
- 18
- 20
- 22
- 24
- 26
- 28
- 30
- 32
- 34
- 36
- 38
- 40
- 42
- 44
- 46
- 48
- 50
- 52
- 54
- 56
- 58
- 60
- 62
- 64
- 66
- 68
- 70
- 72
- 74
- 76
- 78
- 80
- 82
- 84
- 86
- 88
- 90
- 92
- 94
- 96
- 98
- 100
- 102
- 104
- 106
- 108
- 110
- 112
- 114
- 116
- 118
- 120
- 122
- 124
- 126
- 128
- 130
- 132
- 134
- 136
- 138
- 140
- 142
- 144
- 146
- 148
- 150
- 152

Feature	Thick	Core-face orientation		2nd app. orientation		Core orientation		Summary:	Observer:	Date:	
		AZIM	DIP/PLG	AZIM	DIP/PLG	AZIM	DIP/PLG				
									HS+AF	4/29/18	
								Comments/Sketches			
<p style="font-size: 2em;">D/D°</p> <p style="font-size: 2em;">bisc wood</p>											

Expedition 375 - Hikurangi

375-U1520D-55X-1-A | SHLF9584281

CM Scale



Feature	Thick	Core-face orientation		2nd app. orientation		Core orientation		Summary:	Observer:	Date:
		AZIM	DIP/PLG	AZIM	DIP/PLG	AZIM	DIP/PLG			
									AE + HS	1/29/18
	bed	270	3	180	2			sharp		
								fracturing in biscuit		

DD: 0.5
 Galia 1/15/18
 1

Feature	Thick	Core-face orientation		2nd app. orientation		Core orientation		Summary:	Observer:	Date:
		AZIM	DIP/PLG	AZIM	DIP/PLG	AZIM	DIP/PLG			
									AF+HS	4/29/18
	bed	090	3	000	<			sharp		
	bed	090	5	180	5			sharp, green bed is fracture		

CM Scale

- 0
- 2
- 4
- 6
- 8
- 10
- 12
- 14
- 16
- 18
- 20
- 22
- 24
- 26
- 28
- 30
- 32
- 34
- 36
- 38
- 40
- 42
- 44
- 46
- 48
- 50
- 52
- 54
- 56
- 58
- 60
- 62
- 64
- 66
- 68
- 70
- 72
- 74
- 76
- 78
- 80
- 82
- 84
- 86
- 88
- 90
- 92
- 94
- 96
- 98
- 100
- 102
- 104
- 106
- 108
- 110
- 112
- 114
- 116
- 118
- 120
- 122
- 124
- 126
- 128
- 130
- 132
- 134
- 136
- 138
- 140
- 142
- 144
- 146
- 148
- 150
- 152



DD:
slight bias

Expedition 375 - Hikurangi

375-U1520D-61X-1-A | SHLF9586901


Feature	Thick	Core-face orientation		2nd app. orientation		Core orientation		Summary:	Observer:	Date:
		AZIM	DIP/PLG	AZIM	DIP/PLG	AZIM	DIP/PLG			
									AF + AS	5/1/18
No Structures										

CM Scale

- 0
- 2
- 4
- 6
- 8
- 10
- 12
- 14
- 16
- 18
- 20
- 22
- 24
- 26
- 28
- 30
- 32
- 34
- 36
- 38
- 40
- 42
- 44
- 46
- 48
- 50
- 52
- 54
- 56
- 58
- 60
- 62
- 64
- 66
- 68
- 70
- 72
- 74
- 76
- 78
- 80
- 82
- 84
- 86
- 88
- 90
- 92
- 94
- 96
- 98
- 100
- 102
- 104
- 106
- 108
- 110
- 112
- 114
- 116
- 118
- 120
- 122
- 124
- 126
- 128
- 130
- 132
- 134
- 136
- 138
- 140
- 142
- 144
- 146
- 148
- 150
- 152



CM Scale



Feature	Thick	Core-face orientation		2nd app. orientation		Core orientation		Summary:	Observer:	Date:
		AZIM	DIP/PLG	AZIM	DIP/PLG	AZIM	DIP/PLG			
									J.M. M.W.	
<p>30-34, normal fault; (090, 62, 20, 0) low confidence offset = 3mm</p>										

Feature	Thick	Core-face orientation		2nd app. orientation		Core orientation		Summary:	Observer:	Date:
		AZIM	DIP/PLG	AZIM	DIP/PLG	AZIM	DIP/PLG			
								56-59, normal fault, (090, 30, 325, 0) 3mm off sect		
								61, bioturbation, (090, 45, 000, 0)		

CM Scale

- 0
- 2
- 4
- 6
- 8
- 10
- 12
- 14
- 16
- 18
- 20
- 22
- 24
- 26
- 28
- 30
- 32
- 34
- 36
- 38
- 40
- 42
- 44
- 46
- 48
- 50
- 52
- 54
- 56
- 58
- 60
- 62
- 64
- 66
- 68
- 70
- 72
- 74
- 76
- 78
- 80
- 82
- 84
- 86
- 88
- 90
- 92
- 94
- 96
- 98
- 100
- 102
- 104
- 106
- 108
- 110
- 112
- 114
- 116
- 118
- 120
- 122
- 124
- 126
- 128
- 130
- 132
- 134
- 136
- 138
- 140
- 142
- 144
- 146
- 148
- 150
- 152



Expedition 375 - Hikurangi

375-U1520D-64X-1-A | SHLF9588301

Feature	Thick	Core-face orientation		2nd app. orientation		Core orientation		Summary:	Observer:	Date:
		AZIM	DIP/PLG	AZIM	DIP/PLG	AZIM	DIP/PLG			
									JM, MW	
<p>Comments/Sketches</p> <p>No clear bedding lots of bioturbation defining color mottling Bioturbation boundaries thick</p>										


CM Scale

- 0
- 2
- 4
- 6
- 8
- 10
- 12
- 14
- 16
- 18
- 20
- 22
- 24
- 26
- 28
- 30
- 32
- 34
- 36
- 38
- 40
- 42
- 44
- 46
- 48
- 50
- 52
- 54
- 56
- 58
- 60
- 62
- 64
- 66
- 68
- 70
- 72
- 74
- 76
- 78
- 80
- 82
- 84
- 86
- 88
- 90
- 92
- 94
- 96
- 98
- 100
- 102
- 104
- 106
- 108
- 110
- 112
- 114
- 116
- 118
- 120
- 122
- 124
- 126
- 128
- 130
- 132
- 134
- 136
- 138
- 140
- 142
- 144
- 146
- 148
- 150
- 152




Feature	Thick	Core-face orientation		2nd app. orientation		Core orientation		Summary:	Observer:	Date:
		AZIM	DIP/PLG	AZIM	DIP/PLG	AZIM	DIP/PLG			
								Abundant ^{open} fractures various orientations - no evidence for striations on any, so assume drilling induced	JM-MW	
								21-22, low angle bioturbation (0°/0, 10; 180, 9)		
								57-58, bedding, but may be debris deposit (270, 15; 000, 10) flow bands		

CM Scale



Feature	Thick	Core-face orientation		2nd app. orientation		Core orientation		Summary:	Observer: JM, MW	Date:
		AZIM	DIP/PLG	AZIM	DIP/PLG	AZIM	DIP/PLG			
								<p>Dominated by MTD w/ distinct <u>concreted clasts</u></p> <p>- flow/color banding</p> <p>- normal faults in clast bedding</p> <p>No other reliably bedding</p> <p>16-21 normal fault ✓</p> <p>offset evident on archive half (090, 56; 060, 0) High confidence</p> <p>Stratrons: 19° toward 270</p> <p>offset = 23 mm (note high core face dip (shown on archive half) makes confusing - stratrons nearly down dip! ✓)</p> <p>greenish clasts w/ distinct bedding offset by closely spaced normal faults - offset ~1-2mm sed shear 38</p> <p>2 cm</p> <p>Zone of sediment shear</p> <p>gray green</p> <p>gray</p>		

CM Scale



Feature	Thick	Core-face orientation		2nd app. orientation		Core orientation		Summary:	Observer:	Date:
		AZIM	DIP/PLG	AZIM	DIP/PLG	AZIM	DIP/PLG			
									JM, MW	
<p>Highly fractured, drilling disturbance also intensely brecciated</p>										

CM Scale

- 0
- 2
- 4
- 6
- 8
- 10
- 12
- 14
- 16
- 18
- 20
- 22
- 24
- 26
- 28
- 30
- 32
- 34
- 36
- 38
- 40
- 42
- 44
- 46
- 48
- 50
- 52
- 54
- 56
- 58
- 60
- 62
- 64
- 66
- 68
- 70
- 72
- 74
- 76
- 78
- 80
- 82
- 84
- 86
- 88
- 90
- 92
- 94
- 96
- 98
- 100
- 102
- 104
- 106
- 108
- 110
- 112
- 114
- 116
- 118
- 120
- 122
- 124
- 126
- 128
- 130
- 132
- 134
- 136
- 138
- 140
- 142
- 144
- 146
- 148
- 150
- 152



Feature	Thick	Core-face orientation		2nd app. orientation		Core orientation		Summary:	Observer:	Date:
		AZIM	DIP/PLG	AZIM	DIP/PLG	AZIM	DIP/PLG			
								28, color banding = bedding (090, 10; 000, 5) ✓		
								78-80, fault w/ striations (270, 54; 000, 50) ✓ rake 45° towards 270 82-100, fault w/ striations (270, 58; 000, 38) - (compare 021, 0) rake 40 toward 270 2nd orient - 3 parallel faults, 1mm apart		
								106-115, fault w/ striations (270, 58; 000, 29) ✓ rake 30 toward 270		
								122-126, intersecting fractures (090, 58; 033, 0) (270, 45; 027, 0) ✓		
								128-135, fault w/ striations (270, 78; 358, 0) w/ normal offset steps rake 5° towards 90 ✓		

CM Scale

- 0
- 2
- 4
- 6
- 8
- 10
- 12
- 14
- 16
- 18
- 20
- 22
- 24
- 26
- 28
- 30
- 32
- 34
- 36
- 38
- 40
- 42
- 44
- 46
- 48
- 50
- 52
- 54
- 56
- 58
- 60
- 62
- 64
- 66
- 68
- 70
- 72
- 74
- 76
- 78
- 80
- 82
- 84
- 86
- 88
- 90
- 92
- 94
- 96
- 98
- 100
- 102
- 104
- 106
- 108
- 110
- 112
- 114
- 116
- 118
- 120
- 122
- 124
- 126
- 128
- 130
- 132
- 134
- 136
- 138
- 140
- 142
- 144
- 146
- 148
- 150
- 152



Expedition 375 - Hikurangi

375-U1520D-66X-1-A | SHLF9589811

CM Scale	Feature	Thick	Core-face orientation		2nd app. orientation		Core orientation		Summary:	Observer:	Date:
			AZIM	DIP/PLG	AZIM	DIP/PLG	AZIM	DIP/PLG			
0										JM	
2											
4											
6											
8											
10											
12											
14											
16											
18											
20											
22											
24											
26											
28											
30											
32											
34											
36											
38											
40											
42											
44											
46											
48											
50											
52											
54											
56											
58											
60											
62											
64											
66											
68											
70											
72											
74											
76											
78											
80											
82											
84											
86											
88											
90											
92											
94											
96											
98											
100											
102											
104											
106											
108											
110											
112											
114											
116											
118											
120											
122											
124											
126											
128											
130											
132											
134											
136											
138											
140											
142											
144											
146											
148											
150											
152											




Highly bisected & fractured
 - no obvs vs primary structures

62 bedding parallel disturbance
 (090, 5; 180, 2)


Feature	Thick	Core-face orientation		2nd app. orientation		Core orientation		Summary:	Observer:	Date:
		AZIM	DIP/PLG	AZIM	DIP/PLG	AZIM	DIP/PLG			
									JM	
<p>Highly bizzurited and fractured, - no obvious structures</p> <p>50-68, coherent bioturbated zone</p>										

CM Scale

- 0
- 2
- 4
- 6
- 8
- 10
- 12
- 14
- 16
- 18
- 20
- 22
- 24
- 26
- 28
- 30
- 32
- 34
- 36
- 38
- 40
- 42
- 44
- 46
- 48
- 50
- 52
- 54
- 56
- 58
- 60
- 62
- 64
- 66
- 68
- 70
- 72
- 74
- 76
- 78
- 80
- 82
- 84
- 86
- 88
- 90
- 92
- 94
- 96
- 98
- 100
- 102
- 104
- 106
- 108
- 110
- 112
- 114
- 116
- 118
- 120
- 122
- 124
- 126
- 128
- 130
- 132
- 134
- 136
- 138
- 140
- 142
- 144
- 146
- 148
- 150
- 152



CM Scale



Feature	Thick	Core-face orientation		2nd app. orientation		Core orientation		Summary:	Observer:	Date:
		AZIM	DIP/PLG	AZIM	DIP/PLG	AZIM	DIP/PLG			
									JM	
Comments/Sketches Highly bi-cubic and fractured - no obvious primary structures										

Expedition 375 - Hikurangi

375-U1520D-66X-4-A | SHLF9589901

Feature	Thick	Core-face orientation		2nd app. orientation		Core orientation		Summary:	Observer:	Date:
		AZIM	DIP/PLG	AZIM	DIP/PLG	AZIM	DIP/PLG			
<p>Comments/Sketches</p> <p>Highly brecciated and fractured - no primary structures</p>										

CM Scale

0

2

4

6

8

10

12

14

16

18

20

22

24

26

28

30

32

34

36

38

40

42

44

46

48

50

52

54

56

58

60

62

64

66

68

70

72

74

76

78

80

82

84

86

88

90

92

94

96

98

100

102

104

106

108

110

112

114

116

118

120

122

124

126

128

130

132

134

136

138

140

142

144

146

148

150

152



Expedition 375 - Hikurangi

375-U1520D-66X-5-A | SHLF9589931


Feature	Thick	Core-face orientation		2nd app. orientation		Core orientation		Summary:	Observer:	Date:
		AZIM	DIP/PLG	AZIM	DIP/PLG	AZIM	DIP/PLG			
									JM	4/2/18
No primary structures										

CM Scale

- 0
- 2
- 4
- 6
- 8
- 10
- 12
- 14
- 16
- 18
- 20
- 22
- 24
- 26
- 28
- 30
- 32
- 34
- 36
- 38
- 40
- 42
- 44
- 46
- 48
- 50
- 52
- 54
- 56
- 58
- 60
- 62
- 64
- 66
- 68
- 70
- 72
- 74
- 76
- 78
- 80
- 82
- 84
- 86
- 88
- 90
- 92
- 94
- 96
- 98
- 100
- 102
- 104
- 106
- 108
- 110
- 112
- 114
- 116
- 118
- 120
- 122
- 124
- 126
- 128
- 130
- 132
- 134
- 136
- 138
- 140
- 142
- 144
- 146
- 148
- 150
- 152



CM Scale



Feature	Thick	Core-face orientation		2nd app. orientation		Core orientation		Summary:	Observer:	Date:
		AZIM	DIP/PLG	AZIM	DIP/PLG	AZIM	DIP/PLG			
									HB & AF	2/5
								0-4 Fall in		
<p style="font-size: 2em;">sewer</p> <p style="font-size: 2em;">biscuiting</p>										



CM Scale

- 0
- 2
- 4
- 6
- 8
- 10
- 12
- 14
- 16
- 18
- 20
- 22
- 24
- 26
- 28
- 30
- 32
- 34
- 36
- 38
- 40
- 42
- 44
- 46
- 48
- 50
- 52
- 54
- 56
- 58
- 60
- 62
- 64
- 66
- 68
- 70
- 72
- 74
- 76
- 78
- 80
- 82
- 84
- 86
- 88
- 90
- 92
- 94
- 96
- 98
- 100
- 102
- 104
- 106
- 108
- 110
- 112
- 114
- 116
- 118
- 120
- 122
- 124
- 126
- 128
- 130
- 132
- 134
- 136
- 138
- 140
- 142
- 144
- 146
- 148
- 150
- 152



Feature	Thick	Core-face orientation		2nd app. orientation		Core orientation		Summary:	Observer:	Date:
		AZIM	DIP/PLG	AZIM	DIP/PLG	AZIM	DIP/PLG			
12-21 faults		090	42	180	12			1-3mm displacement	Hs & AF	2/5
21 bed		090	3	180	6			<p>SANDY WATER</p> <p>MARE</p> <p>Small faults, normal, change character from sharp surfaces to deformation bands from marl into silt/sand.</p> <p>6 dips E, 2 dip W</p>		