

CM Scale	SS+TS Sample	Drilling Disturbance	Lithology C ST SD G	Bioturbation Index 0-4	Sedimentary Structures	Pebble Counts >4mm less than #10	Logged By: Day Shift	Date: 02-2-19
							Comments	
0	SS e socru #39	none		mod.		↑	0-150 cm Very dark grayish brown silty clay	
2							prominent color banded of gray at 11-12 cm	
4								
6								
8								
10								
12								
14								
16								
18								
20								
22								
24								
26								
28								
30								
32								
34								
36								
38								
40								
42								
44								
46								
48								
50								
52								
54								
56								
58								
60								
62								
64								
66								
68								
70								
72								
74								
76								
78								
80								
82								
84								
86								
88								
90								
92								
94								
96								
98								
100								
102								
104								
106								
108								
110								
112								
114								
116								
118								
120								
122								
124								
126								
128								
130								
132								
134								
136								
138								
140								
142								
144								
146								
148								
150								
152								

CM Scale	SS+TS Sample	Drilling Disturbance	Lithology C ST SD G	Bioturbation Index 0-4	Sedimentary Structures	Pebble Counts >4mm less than #10	Logged By:	Date:
							Day shift	02-02-19
0							<p>Dark olive brown silty clay color banded with gray</p> <p>finely laminated silts throughout</p> <p>gray color bands are prominent 0-41 cm 74-76 cm</p> <p>Silt laminae (horizontal planar) 22 cm 33 cm 62 cm</p> <p>75-82 cm 4(?) fine sand laminae up to 1cm thick disrupted by bioturbation</p>	
2								
4								
6								
8								
10								
12				1				
14				slightly				
16								
18								
20								
22								
24					gray			
26								
28								
30								
32								
34					gray			
36								
38				slightly				
40								
42								
44								
46								
48								
50								
52								
54								
56								
58								
60								
62								
64								
66								
68								
70								
72								
74					gray			
76								
78	SS	none		mod				
80	78 cm							
82	# 40							
84								
86								
88								
90								
92								
94								
96								
98								
100								
102								
104				0				
106								
108								
110								
112								
114					0			
116								
118								
120								
122								
124								
126					1			
128								
130								
132								
134								
136								
138								
140								
142								
144								
146								
148								
150								
152								

IW

CM Scale	SS+TS Sample	Drilling Disturbance	Lithology C ST SD G	Bioturbation Index 0-4	Sedimentary Structures	Pebble Counts >4mm less than #10	Logged By:	Date:
							Comments	
0								
2								
4								
6								
8								
10								
12								
14								
16								
18								
20								
22								
24								
26								
28								
30								
32								
34								
36								
38								
40								
42	SS e 41cm #42	none						
44								
46								
48								
50								
52								
54								
56								
58								
60								
62								
64								
66								
68								
70								
72								
74								
76								
78								
80								
82								
84								
86								
88								
90								
92								
94								
96								
98								
100								
102								
104								
106								
108								
110								
112								
114								
116								
118								
120								
122								
124								
126								
128								
130								
132								
134								
136								
138								
140								
142								
144								
146								
148								
150								
152								

0-107cm
olive brown silty clay
thinly laminated

9-11cm 2 silt lam.

20-23cm 2 silt lam.

63-70cm 4 silt lam.

79-81cm 1 silt lam.

87cm 1 silt lam.

94-95cm 2 silt lam.

107-108cm sharp contact
-128cm
gray silty clay
massive

107-119cm scattered granules and sand

128cm dark grayish
150cm brown

128-139cm faintly laminated
139-150cm thinly laminated

31
slight

40


107

mod.


139
slight

SS
e
41cm
#42

none



CM Scale	SS+TS Sample	Drilling Disturbance	Lithology				Bioturbation Index 0 - 4	Sedimentary Structures	Pebble Counts >4mm less than #10	Logged By:	Date:
			C	ST	SD	G				Day shift	02-2-19
0									Comments		
2											
4									olive brown silty clay 0-25 cm faintly laminated gradational color boundary		
6											
8									25- dark grayish brown 144 cm thinly laminated		
10											
12						Mod			127-129 cm burrow		
14											
16									14 cm thin silt all laminae are <3 mm thick 23 cm thin silt		
18											
20									45-46 thin silt 63-65 thin silt		
22											
24									72 cm thin silt 115 cm thin silt		
26											
28									120 cm thin silt 128-135 thin silt		
30											
32											
34											
36											
38											
40											
42											
44											
46											
48											
50											
52											
54											
56											
58											
60											
62											
64											
66											
68											
70											
72											
74											
76											
78											
80											
82											
84											
86											
88											
90											
92											
94											
96											
98											
100											
102											
104											
106											
108											
110											
112											
114											
116											
118											
120											
122											
124											
126											
128											
130											
132											
134											
136											
138											
140											
142											
144											
146											
148											
150											
152											



none

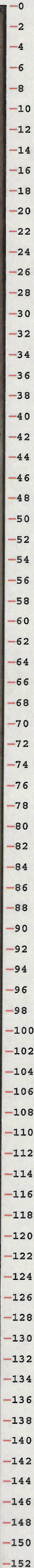
Mod

slight

0

IW

CM Scale



SS+TS Sample	Drilling Disturbance	Lithology C ST SD G	Bioturbation Index 0-4	Sedimentary Structures	Pebble Counts >4mm less than #10	Logged By: Day Shift	Date: 02-2-19	
						Comments		
	None		0		↑	0-40cm dark gray silty clay		
							19-20cm silt lam. 30-31cm " "	
							sharp boundary 40-48cm	
						0	<u>gray mud with common clasts</u>	
				40		1	1 pebble @ 41cm	
						0	48-63cm gray silty clay (massive)	
							gradational 63cm-104cm olive brown silty clay	
				med.			color banded with gray	
							79-80cm 1cm thick discontinuous silt lamina	
							Sharp irregular color boundary	
				107			104- 150 cm dark gray silty clay	
							color banded with gray	
				slight			130-131cm discon. thin silt lam. <3mm	
							134-135cm 1 discon. thin silt	
						↓	144-145cm 1 discontinuous thin silt	

CM Scale	SS+TS Sample	Drilling Disturbance	Lithology C ST SD G	Bioturbation Index 0-4	Sedimentary Structures	Pebble Counts >4mm less than #10	Logged By: Day Shift	Date: 02-2-19
							Comments	
0		↑ none ↓		↑ Slight ↓		↑ 0 ↓	0-64 cm very dark grayish brown silty clay thin laminated color banded with gray 40-41 cm 1 burrow (obs. by brighter color contrast 1cm diameter) @ 58cm 3mm discontinuous silt laminae	
2								
4								
6								
8								
10								
12								
14								
16								
18								
20								
22								
24								
26								
28								
30								
32								
34								
36								
38								
40								
42								
44								
46								
48								
50								
52								
54								
56								
58								
60								
62								
64								
66								
68								
70								
72								
74								
76								
78								
80								
82								
84								
86								
88								
90								
92								
94								
96								
98								
100								
102								
104								
106								
108								
110								
112								
114								
116								
118								
120								
122								
124								
126								
128								
130								
132								
134								
136								
138								
140								
142								
144								
146								
148								
150								
152								

CM Scale	SS+TS Sample	Drilling Disturbance	Lithology C ST SD G	Bioturbation Index 0-4	Sedimentary Structures	Pebble Counts >4mm less than #10	Logged By:	Date:
							Day Shift	02-2-19
Comments								
0		↑				↑		
2								
4								
6								
8								
10				0	0		0-16cm very dark grayish brown silty clay
12								
14								
16								
18		← none				↓		0-6 cm thinly laminated
20								
22								
24								6-9.5cm silt bed
26								
28								
30								
32								9.5cm - 16cm
34								thinly lam. silty clay
36								very dark grayish brown
38								
40								
42								
44								
46								
48								
50								
52								
54								
56								
58								
60								
62								
64								
66								
68								
70								
72								
74								
76								
78								
80								
82								
84								
86								
88								
90								
92								
94								
96								
98								
100								
102								
104								
106								
108								
110								
112								
114								
116								
118								
120								
122								
124								
126								
128								
130								
132								
134								
136								
138								
140								
142								
144								
146								
148								
150								
152								

PAL