

CM Scale	SS+TS Sample	Drilling Disturbance	Lithology C ST SD G	Bioturbation Index 0-4	Sedimentary Structures	Pebble Counts >4mm less than #10	Logged By:	Date:
							SP	2/18/19
0	SS	none	[Hand-drawn lithology sketch]	3	[Hand-drawn sedimentary structures sketch]	3	0-45cm: greenish gray bioturbated silty clay, massive	
2								
4								
6								
8								
10								
12								
14								
16								
18								
20	SS	[Hand-drawn lithology sketch]	2	[Hand-drawn sedimentary structures sketch]	[Hand-drawn sedimentary structures sketch]	[Hand-drawn sedimentary structures sketch]	45-91 cm: greenish gray bioturbated silty clay, crudely laminated	
22								
24								
26								
28								
30								
32								
34								
36								
38								
40	SS	[Hand-drawn lithology sketch]	1	[Hand-drawn sedimentary structures sketch]	[Hand-drawn sedimentary structures sketch]	[Hand-drawn sedimentary structures sketch]	91-138cm: dark greenish gray laminated silty clay	
42								
44								
46								
48								
50								
52								
54								
56								
58								
60	SS	[Hand-drawn lithology sketch]	0	[Hand-drawn sedimentary structures sketch]	[Hand-drawn sedimentary structures sketch]	[Hand-drawn sedimentary structures sketch]	102cm: silt pod 98, 104 and 128cm: discrete fine sand laminae with horizontal planar lamination <0.5cm thick	
62								
64								
66								
68								
70								
72								
74								
76								
78								
80	SS	[Hand-drawn lithology sketch]	[Hand-drawn sedimentary structures sketch]	[Hand-drawn sedimentary structures sketch]	[Hand-drawn sedimentary structures sketch]	[Hand-drawn sedimentary structures sketch]	[Hand-drawn sedimentary structures sketch]	
82								
84								
86								
88								
90								
92								
94								
96								
98								
100	SS	[Hand-drawn lithology sketch]	[Hand-drawn sedimentary structures sketch]	[Hand-drawn sedimentary structures sketch]	[Hand-drawn sedimentary structures sketch]	[Hand-drawn sedimentary structures sketch]	[Hand-drawn sedimentary structures sketch]	
102								
104								
106								
108								
110								
112								
114								
116								
118								
120	SS	[Hand-drawn lithology sketch]	[Hand-drawn sedimentary structures sketch]	[Hand-drawn sedimentary structures sketch]	[Hand-drawn sedimentary structures sketch]	[Hand-drawn sedimentary structures sketch]	[Hand-drawn sedimentary structures sketch]	
122								
124								
126								
128								
130								
132								
134								
136								
138								
140	SS	[Hand-drawn lithology sketch]	[Hand-drawn sedimentary structures sketch]	[Hand-drawn sedimentary structures sketch]	[Hand-drawn sedimentary structures sketch]	[Hand-drawn sedimentary structures sketch]	[Hand-drawn sedimentary structures sketch]	
142								
144								
146								
148								
150								
152								

CM Scale	SS+TS Sample	Drilling Disturbance	Lithology				Bioturbation Index 0 - 4	Sedimentary Structures	Pebble Counts >4mm less than #10	Logged By:	Date:
			C	ST	SD	G				Ruthie	2/18/2019
0									<p>0-140: dark greenish gray silty clay thinly laminated</p> <p>intervals of normally graded silt to silty clay e.g., 38, 43, 121, 125 cm</p> <p>silt laminae throughout</p> <p>21: silt pods</p>		
2											
4											
6											
8											
10											
12											
14											
16											
18											
20											
22											
24											
26											
28											
30											
32											
34											
36											
38											
40											
42											
44											
46											
48											
50											
52											
54											
56											
58											
60											
62											
64											
66											
68											
70											
72											
74											
76											
78											
80											
82											
84											
86											
88											
90											
92											
94											
96											
98											
100											
102											
104											
106											
108											
110											
112											
114											
116											
118											
120											
122											
124											
126											
128											
130											
132											
134											
136											
138											
140											
142											
144											
146											
148											
150											
152											

biscuits

96
97

113
115

117

72: silt pods

96-97: deformed laminations

102: possible sand laminae (5mm) or slugs


137, 138: ↑ (~2mm)

113-115: curved lamination

117-119: fanned lamination

138: silt pods

CM Scale	SS+TS Sample	Drilling Disturbance	Lithology C ST SD G	Bioturbation Index 0-4	Sedimentary Structures	Pebble Counts >4mm less than #10	Logged By: Ruthie	Date: 2/18/19
							Comments	
0				0		0	0-141: dark greenish gray silty clay thinly laminated silt laminae throughout intervals of normally graded silt to silty clay e.g., 79cm layer of dispersed sand grains with 5cm: sedimentary intraclast ~3mm long axis aligned horiz. silt pods: 22, 39, 56, 89, 130 cm	
2								
4								
6								
8								
10								
12								
14								
16								
18								
20								
22								
24								
26								
28								
30								
32								
34								
36								
38								
40								
42								
44								
46								
48								
50								
52								
54								
56								
58								
60								
62								
64								
66								
68								
70								
72								
74								
76								
78								
80								
82								
84								
86								
88								
90								
92								
94								
96								
98								
100								
102								
104								
106								
108								
110								
112								
114								
116								
118								
120								
122								
124								
126								
128								
130								
132								
134								
136								
138								
140								
142								
144								
146								
148								
150								
152								



54 slummy
61
81
119
123









biscuit


54-61: curved laminae

81: deformed laminae

possible sand laminae? or slummy?
@ 20, 45, 132 (1-2 mm)
75, 96, 98, 99 (2-5 mm)

119-123: fanned laminae

CM Scale	SS+TS Sample	Drilling Disturbance	Lithology C ST SD G	Bioturbation Index 0-4	Sedimentary Structures	Pebble Counts >4mm less than #10	Logged By: Ruthie	Date: 2/18/2019
							Comments	
0				0		0	0-105: dark greenish gray silty clay thinly laminated silt laminae throughout intervals of normally graded silt to silty clay, e.g., 7, 41, 54, 71, 73 cm silt pods: 2, 11, 33, 62, 65, 95-97 cm 28: 1 mm grain fanned lamination intervals 21-23, 45-47, 65-68 cm Stormy or sand laminae? 102,  13mm 103 25 (5mm) 50 (2mm)	
2								
4								
6								
8								
10								
12								
14								
16								
18								
20			21				21-23, 45-47, 65-68 cm Stormy or sand laminae? 102,  13mm 103 25 (5mm) 50 (2mm)	
22			23					
24								
26								
28								
30								
32								
34								
36								
38								
40							Stormy or sand laminae? 102,  13mm 103 25 (5mm) 50 (2mm)	
42			45					
44			47					
46								
48								
50								
52								
54								
56								
58								
60							Stormy or sand laminae? 102,  13mm 103 25 (5mm) 50 (2mm)	
62			65					
64			68					
66								
68								
70								
72								
74								
76								
78								
80							Stormy or sand laminae? 102,  13mm 103 25 (5mm) 50 (2mm)	
82								
84								
86								
88								
90								
92								
94								
96								
98								
100							Stormy or sand laminae? 102,  13mm 103 25 (5mm) 50 (2mm)	
102								
104								
106								
108								
110								
112								
114								
116								
118								
120							Stormy or sand laminae? 102,  13mm 103 25 (5mm) 50 (2mm)	
122								
124								
126								
128								
130								
132								
134								
136								
138								
140							Stormy or sand laminae? 102,  13mm 103 25 (5mm) 50 (2mm)	
142								
144								
146								
148								
150								
152								

CM Scale	SS+TS Sample	Drilling Disturbance	Lithology C ST SD G	Bioturbation Index 0 - 4	Sedimentary Structures	Pebble Counts >4mm less than #10	Logged By:	Date:
							Ruthie	2/18/19
Comments								
0				0		6	0-16: dark greenish gray silty clay thinly laminated 3: silt pods silt laminae throughout	
2								
4							stony or sand laminae? 12:  5mm	
6								
8								
10								
12								
14								
16								
18								
20								
22								
24								
26								
28								
30								
32								
34								
36								
38								
40								
42								
44								
46								
48								
50								
52								
54								
56								
58								
60								
62								
64								
66								
68								
70								
72								
74								
76								
78								
80								
82								
84								
86								
88								
90								
92								
94								
96								
98								
100								
102								
104								
106								
108								
110								
112								
114								
116								
118								
120								
122								
124								
126								
128								
130								
132								
134								
136								
138								
140								
142								
144								
146								
148								
150								
152								

PAL