
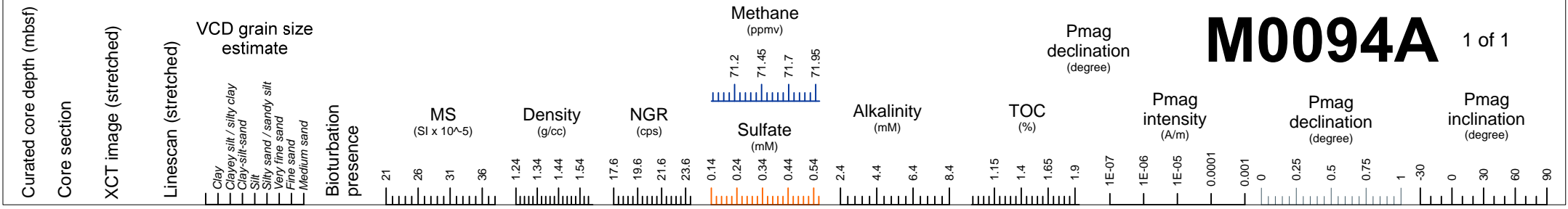
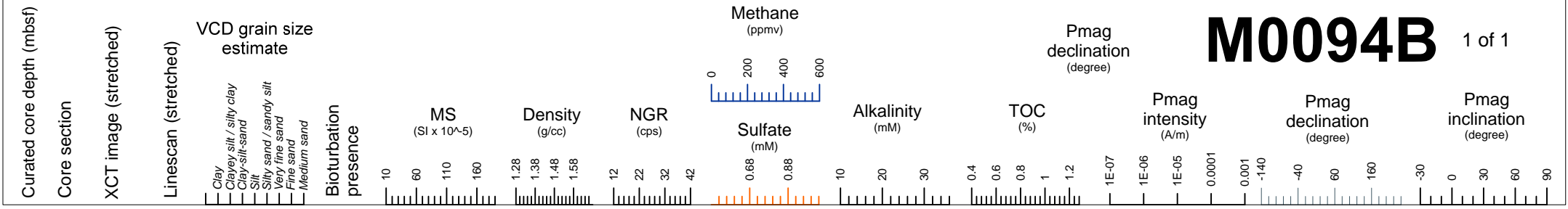


M0094A

1 of 1



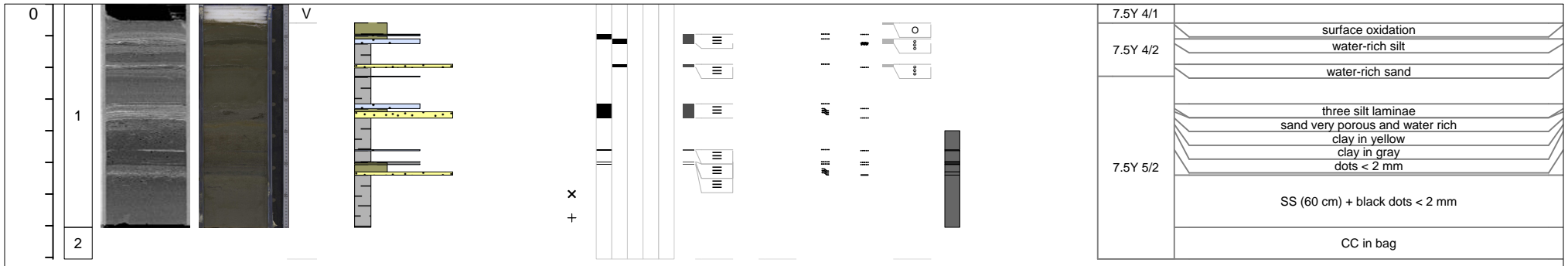
M0094B 1 of 1



M0094A

1 of 1

Curated core depth (mbsf)	Core section	XCT image (stretched)	Linescan (stretched)	Void (V) or whole round (WR) interval	VCD grain size estimate	Tephra VCD observations	Close up photos (midpoint)	Smear slides	Sedimentary structures	Accessories	Top contact	Base contact	Coring disturbance	Bioturbation intensity	Iron monosulfide abundance	Color	Additional Observations
					Clay Clayey silt / silty clay Clay-silt-sand Silt Silty sand / sandy silt Very fine sand Fine sand Medium sand				Parallel laminated Wavy laminated Convolute Chaotic Graded Other sedimentary structures					1 2 3 4 5 0 1 2 3			



M0094B

1 of 7


Curated core depth (mbsf)	Core section	XCT image (stretched)	Linescan (stretched)	Void (V) or whole round (WR) interval	VCD grain size estimate						Tephra VCD observations	Close up photos (midpoint)	Smear slides	Sedimentary structures				Accessories	Top contact	Base contact	Coring disturbance	Bioturbation intensity					Iron monosulfide abundance			Color	Additional Observations
					Clay	Clayey silt / silty clay	Clay-silt-sand	Silt	Silty sand / sandy silt	Very fine sand				Fine sand	Medium sand	Parallel laminated	Wavy laminated					Convolute	Chaotic	Graded	Other sedimentary structures	1	2	3	4		



M0094B

4 of 7


Curated core depth (mbsf)	Core section	XCT image (stretched)	Linescan (stretched)	Void (V) or whole round (WR) interval	VCD grain size estimate							Tephra VCD observations	Close up photos (midpoint)	Smear slides	Sedimentary structures				Accessories	Top contact	Base contact	Coring disturbance	Bioturbation intensity					Iron monosulfide abundance			Color	Additional Observations
					Clay	Clayey silt / silty clay	Clay-silt-sand	Silt	Silty sand / sandy silt	Very fine sand	Fine sand				Medium sand	Parallel laminated	Wavy laminated	Convolute					Chaotic	Graded	Other sedimentary structures	1	2	3	4	5		



M0094B

5 of 7

Additional Observations



M0094B

7 of 7

Curated core depth (mbsf)	Core section	XCT image (stretched)	Linescan (stretched)	Void (V) or whole round (WR) interval	VCD grain size estimate	Tephra VCD observations	Close up photos (midpoint)	Smear slides	Sedimentary structures	Accessories	Top contact	Base contact	Coring disturbance	Bioturbation intensity	Iron monosulfide abundance	Color	Additional Observations
					Clay Clayey silt / silty clay Clay-silt-sand Silt Silty sand / sandy silt Very fine sand Fine sand Medium sand			+x	Parallel laminated Wavy laminated Convolute Chaotic Graded Other sedimentary structures					1 2 3 4 5 0 1 2 3			SS (90 cm) + bottom section damaged and oxidized

18																		
----	--	--	--	--	--	--	--	--	--	--	--	--	--	--	--	--	--	--